

This is a repository copy of *Variations in Performance of Mental Health Providers in the English NHS : An Analysis of the Relationship Between Readmission Rates and Length-of-Stay*.

White Rose Research Online URL for this paper:  
<https://eprints.whiterose.ac.uk/94214/>

Version: Published Version

---

**Article:**

Moran, Valerie, Jacobs, Rowena [orcid.org/0000-0001-5225-6321](https://orcid.org/0000-0001-5225-6321) and Mason, Anne [orcid.org/0000-0002-5823-3064](https://orcid.org/0000-0002-5823-3064) (2016) Variations in Performance of Mental Health Providers in the English NHS : An Analysis of the Relationship Between Readmission Rates and Length-of-Stay. Administration and Policy in Mental Health and Mental Health Services Research. 188–200. ISSN 1573-3289

<https://doi.org/10.1007/s10488-015-0711-4>

---

**Reuse**

Items deposited in White Rose Research Online are protected by copyright, with all rights reserved unless indicated otherwise. They may be downloaded and/or printed for private study, or other acts as permitted by national copyright laws. The publisher or other rights holders may allow further reproduction and re-use of the full text version. This is indicated by the licence information on the White Rose Research Online record for the item.

**Takedown**

If you consider content in White Rose Research Online to be in breach of UK law, please notify us by emailing [eprints@whiterose.ac.uk](mailto:eprints@whiterose.ac.uk) including the URL of the record and the reason for the withdrawal request.

# Erratum to: Variations in Performance of Mental Health Providers in the English NHS: An Analysis of the Relationship Between Readmission Rates and Length-of-Stay

Valerie Moran<sup>2</sup> · Rowena Jacobs<sup>1</sup> · Anne Mason<sup>1</sup>

© Springer Science+Business Media New York 2016

## Erratum to: Adm Policy Ment Health DOI 10.1007/s10488-015-0711-4

Unfortunately, during the correction process, the graphics for Figures 1, 2, 3, 4 were incorrectly positioned.

In the original online version, the graphic for Fig. 3 corresponded to the caption for Fig. 1 and this should have been the first graphic displayed. Similarly, the graphic for Fig. 4 corresponded to the caption for Fig. 2 and this should have been the second graphic displayed.

Hence, the figures and captions are corrected in this erratum.

The online version of the article has also been corrected.

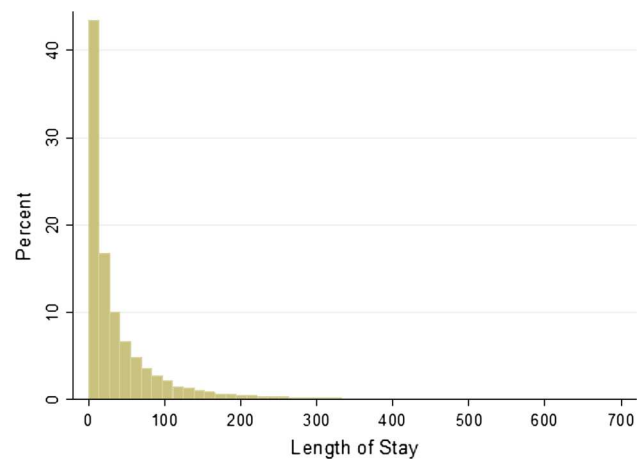


Figure 1 Length of Stay (LOS) by patient admission

The online version of the original article can be found under doi:[10.1007/s10488-015-0711-4](https://doi.org/10.1007/s10488-015-0711-4).

✉ Valerie Moran  
Valerie.Moran@lshtm.ac.uk

<sup>1</sup> Centre for Health Economics and Department of Economics and Related Studies, University of York, Alcuin A Block, Heslington, York YO10 5DD, UK

<sup>2</sup> Department of Health Services Research and Policy, Faculty of Public Health and Policy, London School of Hygiene and Tropical Medicine, 15-17 Tavistock Place, London WC1H 9SH, UK

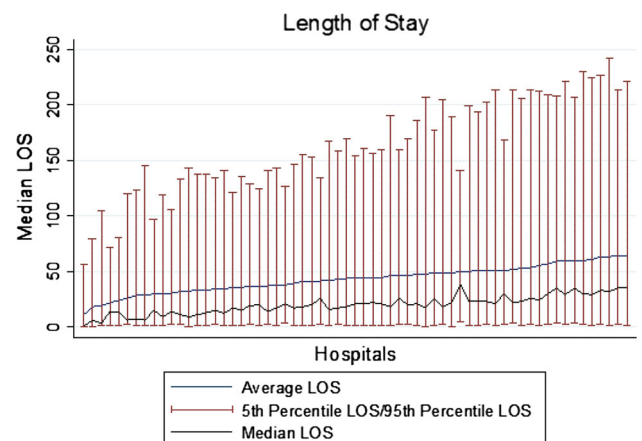
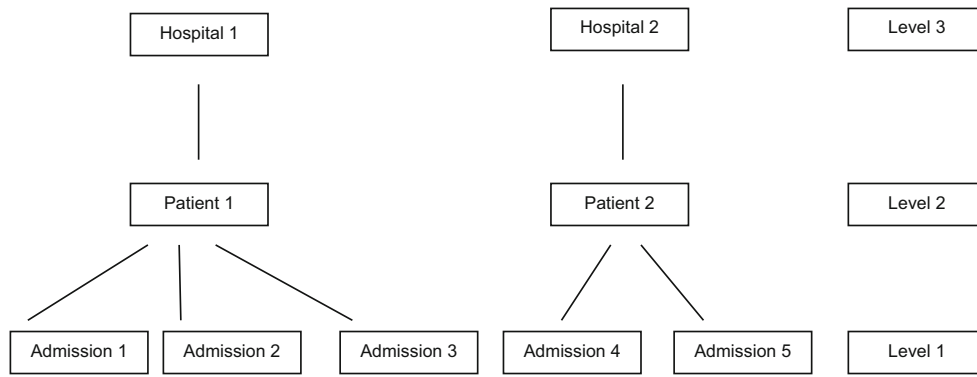
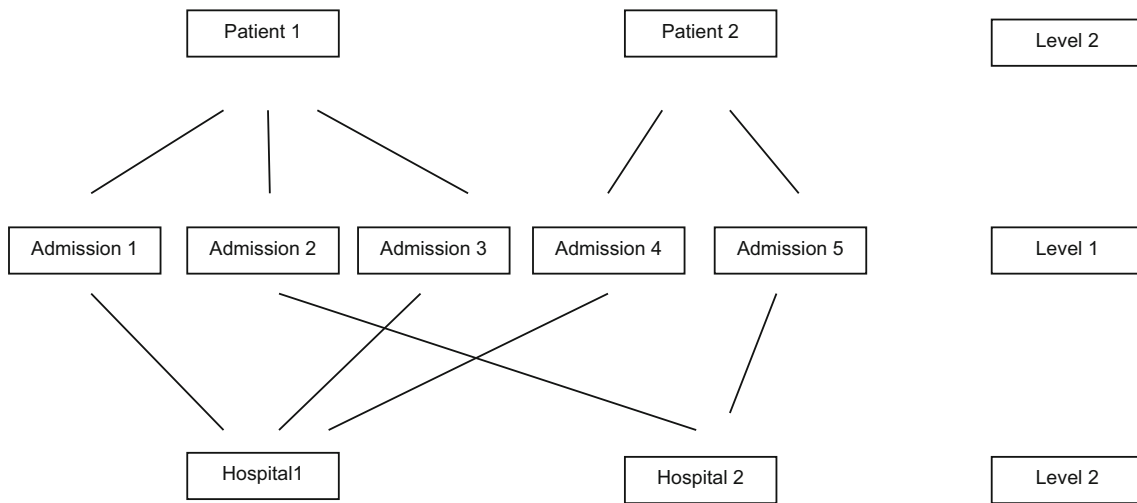


Figure 2 Variation in Length of Stay (LOS) between providers



**Figure 3** Three-level model



**Figure 4** Cross-classified model