



## Strathprints Institutional Repository

**Hong, Qiteng and Blair, Steven M. and Booth, Campbell D. and Catterson, Victoria M. and Dysko, Adam and Rahman, Tahasin (2015) Enabling efficient engineering processes and automated analysis for power protection systems. IEEE Systems Journal. ISSN 1932-8184 , <http://dx.doi.org/10.1109/JSYST.2015.2497084>**

This version is available at <http://strathprints.strath.ac.uk/54545/>

**Strathprints** is designed to allow users to access the research output of the University of Strathclyde. Unless otherwise explicitly stated on the manuscript, Copyright © and Moral Rights for the papers on this site are retained by the individual authors and/or other copyright owners. Please check the manuscript for details of any other licences that may have been applied. You may not engage in further distribution of the material for any profitmaking activities or any commercial gain. You may freely distribute both the url (<http://strathprints.strath.ac.uk/>) and the content of this paper for research or private study, educational, or not-for-profit purposes without prior permission or charge.

Any correspondence concerning this service should be sent to Strathprints administrator: [strathprints@strath.ac.uk](mailto:strathprints@strath.ac.uk)

# Enabling Efficient Engineering Processes and Automated Analysis for Power Protection Systems

Qiteng Hong, *Member, IEEE*, Steven M. Blair, *Member, IEEE*, Campbell D. Booth, Victoria M. Catterson, *Senior Member, IEEE*, Adam Dyśko, *Member, IEEE*, and Tahasin Rahman

**Abstract**—The reliable operation of power networks depends on the correct configuration of protection systems. These systems involve the coordination of devices across a wide area, each with numerous setting parameters. Presently, protection settings data are typically stored in various vendor-specific proprietary formats, which are difficult to access, interchange, and manipulate automatically. Consequently, the engineering processes for implementing modern protection systems are extremely complex, involving multiple software tools from different vendors. This paper presents a novel solution to these challenges, through the use of the data model provided by the IEC 61850 standard, with the System Configuration description Language (SCL) format to represent protection settings data. The design of a Protection Setting data Conversion Tool (PSCT) that can automatically convert existing settings data between proprietary formats and the SCL-based format is presented. A case study of its implementation demonstrates the benefits of the common representation of protection settings for network operators and other stakeholders. The paper also addresses the challenges that network operators face in migrating to the new approach from existing legacy protection devices and data formats. Adoption of these recommendations and design approaches would shift protection systems from being largely single-vendor solutions to becoming efficient and truly open platforms, capable of supporting future intelligent applications and tools such as automated protection settings validation, diagnostics, and system simulation.

**Index Terms**—Power system protection, IEC 61850, code generation, substation automation system, system engineering, data translation.

## I. INTRODUCTION

**P**ROTECTION systems defend power networks against abnormal operating conditions by isolating faulty components—typically within milliseconds—to minimize equipment damage, the risks of wide-area blackouts, and other unsafe or undesirable scenarios. These systems operate in real-time and are safety-critical, but are becoming increasingly challenging to design and validate [1].

The reliable operation of protection systems depends on the correct design and application of numerous configuration parameters within a wide range protective Intelligent Electronic Devices (IEDs) in electrical substations. These parameters are known as “protection settings”, and a network operator may need to manage thousands of IEDs, each with

hundreds of settings. The engineering of protection systems is an extremely complex process, involving the design and specification of numerous, interacting functions, which often require coordination across a wide area.

While standardized data models and formats are increasingly being used for power network data representation, storage, and exchange [2], [3], protection settings data are typically stored in vendor-specific formats, such as an arbitrary “binary” representation, Comma-Separated Value (CSV), and plain text. These formats are difficult to access, interchange, and manipulate automatically. For example, [4] has reported the investigation of the blackout event in North America in 2003, where significant efforts have been required to translate the settings data into suitable formats so that associated software can use the data to conduct automated analysis. Further difficulties, as reported in [1], [4]–[9], include: the need for proprietary tools to access data; the use of different data models, e.g. different representations of physical quantities and naming conventions; and different data formats used to represent the data model. The management of proprietary settings data also presents a significant challenge for protection engineers. These shortcomings are very undesirable for future smart grid developments, which expect that data can be readily accessed, exchanged, and manipulated by multiple intelligent applications automatically.

Furthermore, the existing process for configuring IEDs—an essential step during the overall engineering of protection systems—is based on proprietary protection settings formats. This is inherently complex because both a vendor-independent system-level configuration tool and various vendor-specific IED configuration tools are required, and the configuration information is often stored in separate files, in differing formats [2], [9], [10]. Consequently, true system-level configuration (i.e. to allow the task of designing multi-vendor protection systems to be performed in a single vendor-independent tool) is difficult to implement and is, therefore, largely unavailable to network operators. There is a strong need from users and stakeholders for an efficient solution that allows such vendor-independent “top-down” IED configuration [1], [10]–[15]. The complexity and inefficiency of the present engineering process for protection systems has been well recognised by industry and various international professional working groups, including IEEE Power System Relaying Committee (PSRC) Working Group (WG) H5 and H27, CIGRE WG B5.50, WG B5.31 and WG B5.27 (more details are discussed in Section II-C).

To address the aforementioned problems associated with the complexity of data representation, data manipulation, and

This research is sponsored by National Grid, UK, and supported by John Moyes Lessells Travel Scholarships from the Royal Society of Edinburgh while this work was undertaken.

Qiteng Hong, Steven M. Blair, Campbell D. Booth, Victoria M. Catterson and Adam Dyśko are with the Department of Electronic and Electrical Engineering, University of Strathclyde, Glasgow, UK (e-mail: q.hong@strath.ac.uk).

Tahasin Rahman is with National Grid, UK.

system engineering, in [9] the authors propose the use of the data model provided by the standard IEC 61850 [16] and its standardized System Configuration description Language (SCL) to represent protection settings. In recent years, new IEDs that adopt the SCL format to store protection settings have been implemented [17], which forms an important step towards a vendor-independent solution. However, there are still unresolved issues: 1) the access and manipulation of existing proprietary protection setting data remains difficult for smart grid applications, and 2) for network operators to migrate to the new vendor-independent approach, the transition process would be extremely challenging given the large amount of existing “legacy” data.

The key contribution of this paper is the design and development of an open framework to address these remaining challenges in the most effective way so as to enable efficient engineering processes and automatic analysis for protection systems. As an illustration of how this open framework can be implemented in practice, a Protection Setting Conversion Tool (PSCT) that allows automatic conversion between proprietary settings data and IEC 61850 standardized SCL-based data is presented. PSCT supports a number of IEDs from different vendors [18]–[21] and protection schemes including distance, overcurrent, and differential. A code generation module has been developed allowing rapid prototyping of extended supporting modules for new IED types and other protection functions. The conversion of proprietary settings data to the standardized format using PSCT largely facilitates the intelligent applications in manipulating these data. Based on this common representation method, a novel IED configuration process is proposed, which is significantly streamlined and efficient compared with the existing approach. It is shown how PSCT can be used to support the integration of legacy proprietary data to the proposed novel configuration, and how the proposed engineering process can be largely automated with the aid of PSCT. For the avoidance of doubt, the internal algorithms of the IEDs (e.g. for fault detection) are not within the scope of the paper, which instead focuses on using a standardized format to represent the interfaces (i.e. protection settings) between the internal implementation and external applications.

The paper is organized as follows. Section II provides background information relating to the IEC 61850 data model and the SCL format, along with the key benefits of using the SCL format for protection setting data representation. Section III provides a detailed introduction of PSCT. Section IV discusses potential applications and benefits of PSCT. In Section V, a case study is presented that demonstrates the use of the PSCT to convert IEDs' proprietary settings files to SCL-based files for performing system-level multi-vendor protection function analysis.

## II. IEC 61850 DATA MODEL FOR PROTECTION SETTINGS

### A. Overview of the IEC 61850 data model

IEC 61850 is an international standard for power system automation and communications and a key enabler for smart grid development [16]. A standardized data model and SCL file

format are defined to facilitate interoperability across different vendors' devices. Application functions are decomposed into functional entities entitled “logical nodes” [22], e.g. “PDIS” has been defined in the standard to refer to distance protection. Within each logical node, there are data objects, which are instances of common data classes [23], to describe the function each logical nodes represents. The data objects contain a set of data attributes that formally specify their details, e.g. the numerical value(s), the units, etc.

SCL is a standardized file format based on XML syntax and defined in IEC 61850-6 for information exchange and description of substation functionality [16]. An IED Capability Description (ICD) file, written using SCL, is used to indicate the logical nodes and other parameters supported by an IED.

Currently, the use of these standardized data objects for protection settings in protection logical nodes is not mandatory and is not widely adopted. Although there may be concerns about the feasibility of representing protection settings using a common data model given the various proprietary functions and features available, the activities of a number of professional organizations' including IEEE PSRC WG H5 and H27 have revealed that the majority of existing protection functions and features can be represented using a standardized data model [7], [24]. The benefits of such an approach are demonstrated in the case study presented in Section V.

In this paper, the distance protection logical node proposed by PSRC WG H5 [7] and the other logical nodes defined in IEC 61850-7-4, along with a number of extensions proposed by the authors, have been adopted for the implementation of PSCT. Should the IEC 61850 standard be updated in the future with new logical node definitions, a solution has been provided by introducing a code generation module that can update the PSCT to adapt to the new standard without a requirement for significant changes. Further details are presented in Section III-C. For protection settings that are not currently defined in the presently-available standardized logical nodes, some information may be lost unless manual interventions are made. However, these settings are generally associated with vendor-specific features which may not be available in other devices. Presently, the majority of the settings can be retained and are sufficient for the applications as presented in Section IV.

### B. Key advantages of using SCL as the common format for protection settings data

Presently, protection settings data are typically stored in the following formats: arbitrary binary files, manually-created text files, files exported from binary files into a text- or XML-based format, and databases. The key advantages of using the SCL format to represent protection settings, as opposed to the aforementioned methods, include:

- 1) The SCL format is fully documented and is openly accessible whereas binary files can only be assessed using vendor-specific software tools.
- 2) An SCL-based file is formally structured and self-descriptive. Vendor-specific files use arbitrary representations, which varies between vendors.
- 3) CSV is a text-based format which only directly supports “flat” tabular data. The description of data must

be encoded in the column title or provided manually in additional written documentation. By contrast, the SCL format is semantically rich, i.e. it inherently and unambiguously defines physical quantities and units, and supports the use of hierarchical data structures.

- 4) XRIO [25], based on XML syntax, is a commercial format proposed for protection testing purposes. However, the representation of parameters is proprietary. The proposed SCL format adopts an existing standardized data model, directly providing the schema and syntax for storing logical node parameters.
- 5) The SCL format is part of the IEC 61850-6 standard and provides a common format for representing a modern substation automation system [16]. Therefore, protection settings data can be stored alongside other system data presented in a SCL file, which facilitates data integration.
- 6) The SCL format is formally defined by an XML schema [26], which allows the validation of SCL files to be conducted automatically [27]. The generation and manipulation of an SCL file can be automatically performed by model-centric software such as the Eclipse Modelling Framework (more details are provided in Section III-B).

Existing IEDs and power system software typically only support vendor-specific protection settings and do not allow importing of SCL-based settings automatically. This presents a significant burden for the development of software that requires the manipulation of protection settings, because each IED type needs to be equipped with a specific data importer. Once the settings are represented in the SCL-based format, only one generic (instead of many vendor-specific) data importer would be required, so the effort associated with development and maintenance of systems that require manipulation of protection settings can be significantly reduced.

### C. Related industry activities

There are a number of professional working group activities that are associated with and can be facilitated by the work presented in this paper:

- 1) The IEEE PSRC WG H5 published a report [7] promoting SCL as a common format for IED configuration. A new working group, H27 (Common Format for Relay Settings Data), has also been started [24].
- 2) CIGRE WG B5.50 [10] is working on a solution for vendor-independent IED configuration, which is discussed in Section IV.
- 3) CIGRE WG B5.27 published a report [28] on “Implications and Benefits of Standardized Protection and Control Schemes” where the standardized format of protection setting files is recommended.
- 4) CIGRE WG B5.31 proposed potential improvements for the management of protection settings in [29]. The main recommendations include: management of settings should take full advantage of IEC 61850; the engineering process should become more closely integrated with the protection setting process; improved

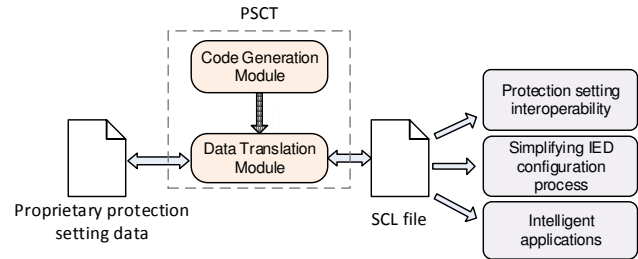


Fig. 1. Overview of the proposed tool and potential applications of the translated SCL-based settings format

software tools are needed to correctly, securely, and efficiently exchange and manipulate protection settings; version management of protection settings is essential; and protection settings should be capable of being accessed by various stakeholder groups.

The research presented in this paper addresses all of the aforementioned working group activities. In particular it demonstrates steps and tools required to meet all WG B5.31 recommendations for future protection setting management.

## III. IEC 61850 PROTECTION SETTINGS CONVERSION TOOL (PSCT)

This section describes the design of the PSCT, which facilitates interoperability (and interchangeability) by converting from proprietary formats to SCL. The implementation of this design represents the culmination of research into how to provide protection settings data for intelligent applications for future smart grid developments.

### A. Overview

PSCT is implemented using the Java programming language [30]. As illustrated in Fig. 1, PSCT consists of a data translation module and a code generation module. The proprietary protection settings files are converted into SCL files by the data translation module. The code generation module automatically generates code to allow rapid prototyping and support for new IED types and protection functions. A key advantage of the design of PSCT is that this process requires minimal manual input.

### B. Data translation

The translation of setting files from proprietary formats to the SCL format is shown in Fig. 2 and involves three main procedures: data importing, mapping, and exporting.

1) *Protection settings data importing*: This step is required to access the protection settings data from the original source format for further manipulation and processing.

Binary settings files generally cannot be accessed directly without using vendor-specific tools. However, these files can normally be exported by the vendor's tool as text, typically in CSV format, or as XML files. The data importer described in this paper contains parsers that are capable of interpreting the files generated by a number of vendors' tools for IEDs [18]–[21]; further details are described in [9].

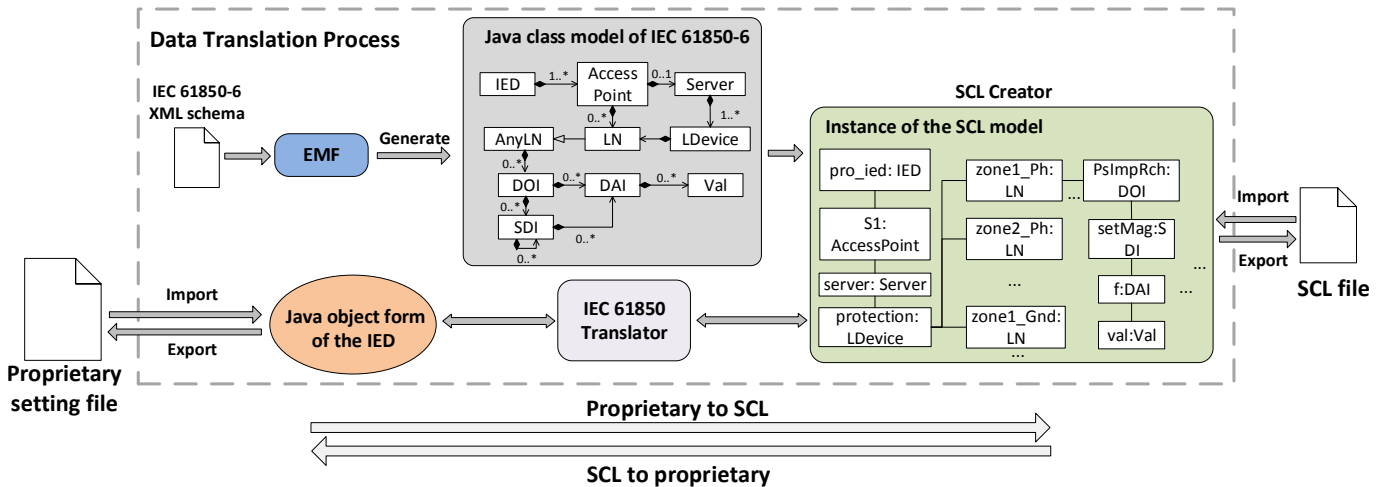


Fig. 2. Translation process between the proprietary setting format and SCL format

For settings stored in a database, parsing is not necessary because settings can be retrieved directly in software with reference to the database schema. If the settings data resides in a source that cannot be easily parsed, the importer also supports manual data input via a user interface.

The output of the importing step is a Java object representation of the protection functions and the associated settings.

2) *Mapping from the proprietary settings to standardized data objects:* The mapping step is performed by the *IEC 61850 Translator*, shown in Fig. 2, which contains the bi-directional mapping relations between the proprietary settings and the IEC 61850 data objects. Fig. 3 shows an example of mapping from the settings (represented in a proprietary format) within a commercially-available IED [19] to the IEC 61850 data model. PDIS is the logical node defined in IEC 61850 to represent a distance protection zone. One distance protection zone (e.g. *Zone 1ph*) is modeled using one PDIS logical node. The setting parameter *R1 Ph. Res* (Zone 1 phase resistive reach) is mapped to the PDIS data object *PsRisRch* (positive resistive reach). Some of the IED's specific features may not be configurable and/or visible to the user, and must be obtained manually. For example, in the original IED there is no corresponding settable parameter for *NgRisRch* (negative resistive reach), because its value is fixed at 25% of the positive resistive reach. The information therefore has to be derived from the vendor's information relating to the IED.

The building of mapping relationships between IEC 61850 data and proprietary parameters is the only manual intervention required within PSCT and is only needed once per IED type. All other implementation work is facilitated by a code generation module introduced in Section III-C.

3) *Exporting protection settings data as SCL files:* IEC 61850-6 provides an XML schema for its data model, which defines the structure, contents, and semantics of a correctly formatted XML document. As illustrated in Fig. 2, the XML schema provided by IEC 61850-6 is used by the open source Eclipse Modelling Framework (EMF) software [31] to automatically generate a Java class form of the schema. EMF is

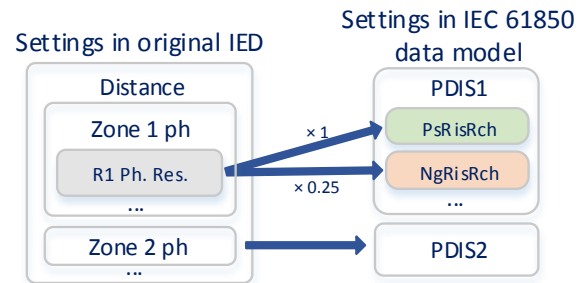


Fig. 3. Mapping example: positive and negative resistive reach

built on the Eclipse platform and is designed to facilitate the development of software based on structured models. A similar application of this tool is described in [27].

The exporting step is performed by the *SCL Creator*, as shown in Fig. 2. This uses both the class structure generated by the EMF and the mapping results from the *IEC 61850 Translator* to create an instance of the model, i.e. it creates the relevant logical node objects. EMF also supports automatic conversion between valid XML files and Java objects, and this feature is used by the *SCL Creator* to automatically export the instance of the model (in Java object format) as an SCL file (in XML format).

Validation of the generated SCL files can also be performed by importing each file using EMF, which automatically checks the syntax against the XML schema. The validator introduced in [27] performs further checks such as verifying the use of unique names and valid data types.

An SCL file can also be converted back to a proprietary format, so that the existing IEDs, which only support proprietary settings, can take advantage of some of the benefits of storing settings data in SCL. This is important for applications that require manipulating data from existing IEDs, as demonstrated in Section V. The reverse conversion can be achieved by PSCT through the following steps: 1) an SCL file is automatically imported into the PSCT using EMF to create an instance of the

SCL model; 2) the reverse mapping process is performed by the *IEC 61850 Translator* to create a Java form of the IED with the setting values; 3) the Java object can then be exported to any required vendor-specific format. It is important to note that if the SCL-based settings are converted back to the original IEDs' formats, the conversion can be performed without loss of information. However, when converting the SCL-based files back to proprietary settings for different IEDs with different capabilities, some information may be lost [32]. For example, if there are five instances of PDIS available within the SCL file but the targeted IED only supports four distance protection zones, the information relating to one PDIS zone cannot be implemented by the IED.

### C. Code generation

Manual implementation of the translation process would require significant programming time and effort to cater for the large variety of existing IED types and protection functions. In particular, the process of creating an instance of the SCL model, which involves building the internal details of logical nodes and assigning values to the relevant data attributes, can be extremely time-consuming if performed manually. Therefore, there is a requirement for an automatic code generation module, to significantly reduce the time and effort required to implement a translator for new IED types and protection functions. This section describes the design and implementation of such a module.

The code generation process, illustrated in Fig. 4, starts with a regrouping of the original IED's parameters to better match the IEC 61850 modeling approach. This process is referred to as "IED setting organization". The vendor-specific settings for different IED types may be grouped and managed in different ways and these conventions are often not well aligned to the IEC 61850 data model. For example, the distance zone reach, status, and time delay settings for a given IED [19] are allocated to different groups, while in IEC 61850 all such settings need to be represented in one logical node. The IED setting organization step groups the original setting parameters into "blocks" that provide all the settings required by the corresponding IEC 61850-7-4 logical node, i.e. each block maps to a single logical node instance.

The result of the IED setting organization is used to initialize the *IED\_Detail* Java class, which contains detailed information about the IED, i.e. the available functions and parameters. As shown in Fig. 4, this information is then used for generating the *IED\_Object* and *Translator* classes, which are used in the data translation process to represent the IED in Java object form and to perform conversion, respectively.

As discussed in Section III-B, the mappings between the proprietary data and the IEC 61850 data are IED-dependent, which means that any time the system is extended to incorporate settings from a new type of IED, there is a one-off requirement to manually develop the mapping relationships for that IED model. This is the only step that requires manual input during the implementation of the translation process, and the mapping development only needs to be performed once for each IED type, as part of the data translation step. The code

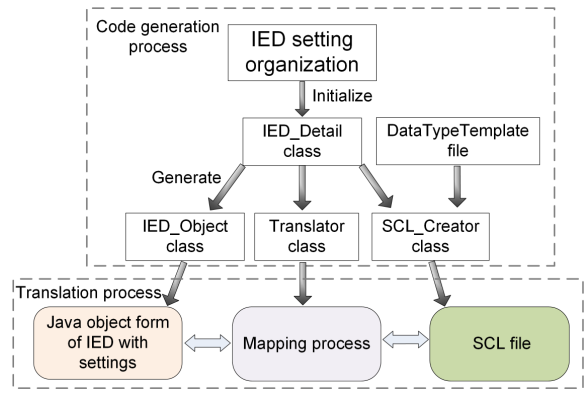


Fig. 4. The code generation and data translation process

generation module therefore requires no manual intervention, as it automatically handles the other time-consuming and complex implementation steps. The majority of the coding work is performed automatically to optimize the process for the convenience of protection engineers.

The *Data Type Template* file, which is a placeholder for the *Data Type Template* section in the exported SCL file, is an XML file that contains the standardized definitions of all data types that are required by the SCL file, e.g. the logical node types, data object types, and data attribute types. This file does not need to be manually customized for each IED. The information provided by the *IED\_Detail* object and the *Data Type Template* file is used to generate the *SCL\_Creator* class, which creates an instance of the SCL model.

The key benefits of the code generation process are: it allows rapid development of a data translation process while requiring minimal manual effort; it hides the complexity of building an SCL file from the user because the hierarchical structure of the SCL model is automatically generated; and any future changes to the standardized IEC 61850 data model are reflected in the *Data Type Template* file and the XML schema, which are both automatically utilized by the code generation module. This provides a convenient framework for updating the PSCT system over time without requiring significant effort, which is particularly useful when the existing standard is updated.

## IV. APPLICATIONS

### A. Improving the existing IED configuration process

The existing IED configuration process, as defined in IEC 61850-6, is illustrated in Fig. 5 [16] and fully described in [9]. The main disadvantage of this process is that it involves many steps and various proprietary software tools (such as a vendor-independent system configuration tool and various vendor-specific IED configuration tools), requiring additional training and experience for protection engineers. This adds unnecessary complication to the implementation of a coordinated protection, automation, or control scheme where the details of each IED type must be considered [1], [13], [14].

To address these shortcomings, a simplified IED configuration process is proposed based on the common representation of protection settings as illustrated in Fig. 6 and fully described in [9]. The proposed approach utilizes SCL-based files for

the entire IED configuration process. The vendor-independent system configuration tool performs both system-level configuration and the selection of protection settings. The System Configuration Description (SCD) file, containing protection settings data, is uploaded directly to each IED, and each IED retrieves and applies the protection settings automatically.

The proposed approach is significantly streamlined compared with the existing process and eliminates the reliance on proprietary software. The task of configuring multi-vendor systems is thereby simplified significantly, hence offering a more efficient solution for the engineering process. Existing proprietary legacy data can be integrated into the process automatically through the use of PSCT, which avoids significant laborious manual input during the engineering process. Depending on the capability of the IEDs receiving the converted SCL-based setting data, some information may be lost or further manual configuration of the IEDs may be required (similar to the reverse mapping process described in Section III-B). The proposed process addresses CIGRE WG B5.31 and WG B5.50's recommendations of taking full advantage of IEC 61850 for future protection settings management and a vendor-independent engineering process, including the representation of protection settings. In particular, the use of a common protection settings format, which is semantically well-defined and can be readily serialized to a text-based XML file, facilitates version management.

It is important to note that the proposed approach represents an ultimate solution for addressing the difficulties associated with multi-vendor systems. In the proposed process, IEDs are required to interpret protection settings from SCD files, but this functionality not currently available in most IEDs as deployed. This functionality could be added to existing IEDs through a firmware update issued by the IED vendor. Alternatively, vendors' IED configuration software could be updated to accept SCL-based settings files with the methodology proposed in this paper. This still requires vendor-specific software, but it avoids proprietary data formats, which is generally beneficial to the users. In any case, the work presented in this paper supports both approaches and minimizes the manual effort required.

### B. Enabling protection settings for intelligent applications

The use of proprietary protection settings data formats does not usually permit access to, or manipulation of, these data by other software applications for automatic analysis of protection systems. PSCT provides a solution to this problem. The generated SCL-based settings format can be readily interpreted by external software applications.

For example, one of the main motivations of the work presented in this paper is the challenge of implementing an intelligent system for protection settings validation [33], [34], that must operate using a large variety of proprietary settings data formats. The settings validation system introduced in [33] contains a rule-based module based upon rules that have been predefined from a utility's setting policies and from experts' knowledge that can characterize the validity of protection settings. While the majority of the knowledge used to define the rules is broadly similar, specific sets of rules must be

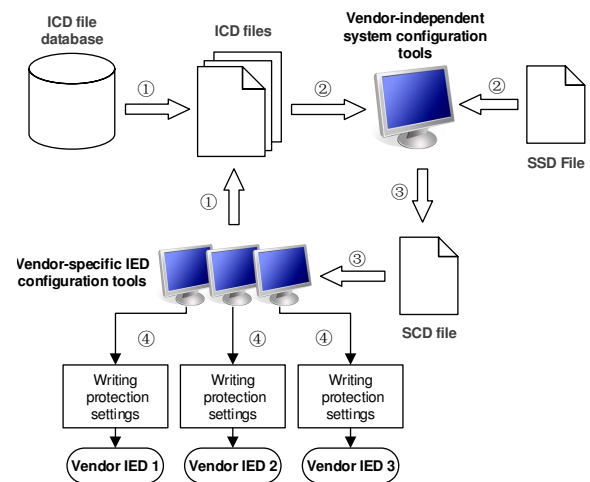


Fig. 5. Existing IED configuration process defined in IEC 61850-6

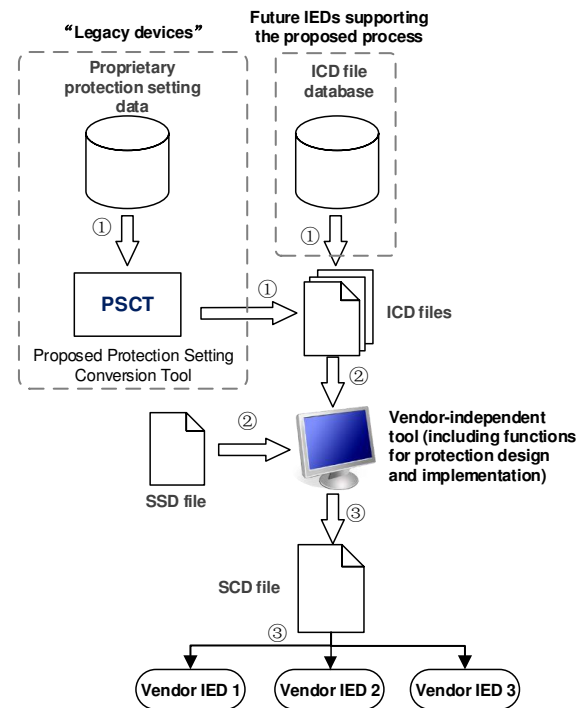


Fig. 6. Simplified IED configuration process [9]

defined for each relay type. If the setting policies are changed, it is very laborious to update the system. This introduces a significant burden on the development and maintenance of the validation system.

By storing protection setting data in a standardized format, rules can be defined using a common, as opposed to proprietary, representation of protection settings. The number of rules that must be included is significantly reduced. Updating rules that are based on a common representation format is also much simpler, i.e. there is no need to retrospectively update rules for each relay type separately, since all relays utilize a single common format.

The use of SCL-based setting files can be extended to many

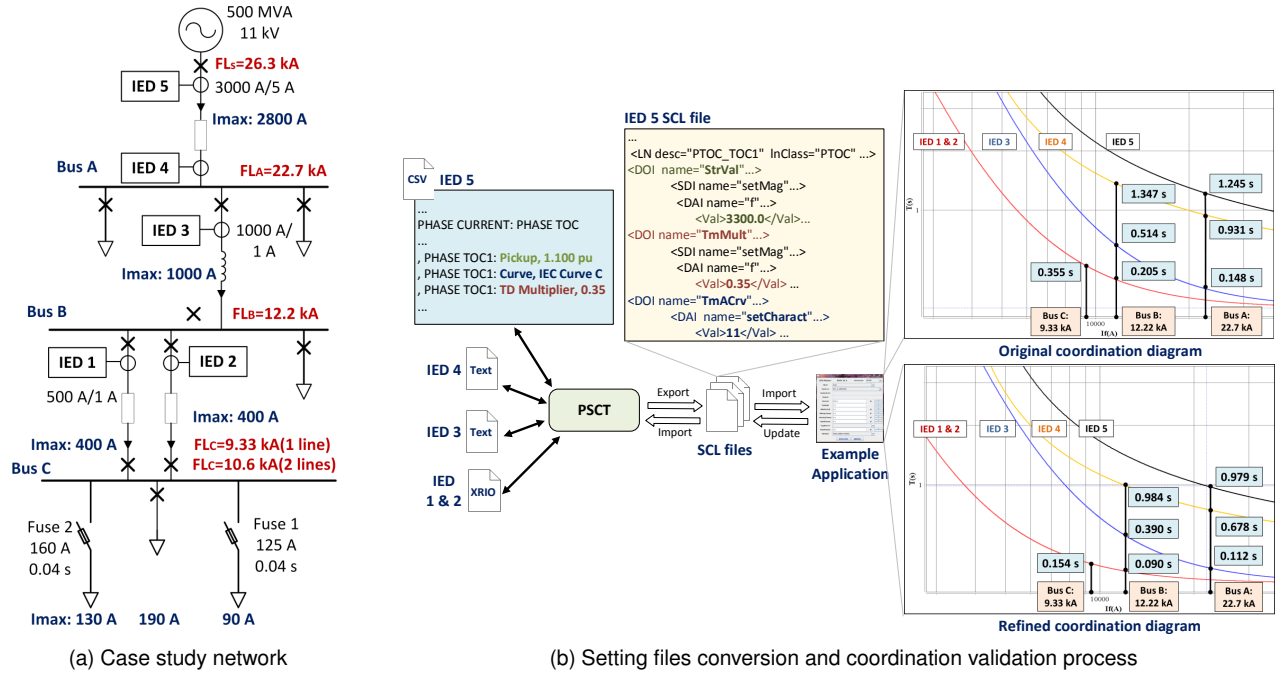


Fig. 7. Overview of the multi-vendor overcurrent coordination demonstration

other potential applications of automatic protection system analysis and design, including: protection testing [6], event and disturbance analysis [4], [5], protection coordination [35], and protection diagnostics and simulation [36]. Furthermore, adaptive protection schemes would also be significantly more practical to implement with standardized settings [8].

## V. CASE STUDY: COORDINATION OF A MULTI-VENDOR OVERCURRENT PROTECTION SCHEME

### A. Overview of the case study

For an overcurrent protection scheme, it is important to ensure faults are cleared quickly, while maintaining coordination with neighboring protection devices. Validating these schemes is becoming increasingly challenging due to the presence of distributed generation and smart grid implementations. Presently, validation requires systematic calculation of devices' operating times for faults at various locations to check whether coordination is achieved. The main purpose of this case study is not to demonstrate the coordination function itself in full detail, but the ease and convenience in data handling when the data are represented in the standardized format. The process can be difficult to perform automatically due to the proprietary protection settings formats used. In this case study, the proprietary setting files are converted to common SCL-based files using PSCT for automatic analysis and validation of the overcurrent protection coordination. The distribution network used in this case study is shown in Fig. 7a. The scenario presented here is based on the example documented in [37]. Five IEDs from three different vendors are considered [18], [19], [21]. The coordination constraints of the overcurrent protection scheme are summarized in Table I.

### B. Converting proprietary setting files to SCL-based file

As shown in Fig. 7b, the IEDs' settings are stored in a number of proprietary formats: CSV, plain text, and XRIO. These files have been imported into PSCT and converted to SCL-based files, which have been successfully validated using EMF and the validator described in [27]. Fig. 7b shows a segment of IED 5's CSV-based settings file and the resultant SCL-based file. Another example is shown in Fig. 8, which shows the conversion of IED 1's XRIO-based settings file.

It is clear that the proprietary files have different data formats and use vendor-specific data models to represent protection settings. This means that the manipulation of these files has to be performed in an IED-specific manner, which is clearly a challenge for the development and maintenance of intelligent applications. However, SCL-based settings files are readily accessible for manipulation by generic vendor-independent software. The associated mapping details of a selection of IED 1 and IED 5 settings to IEC 61850 data objects in the PTOC logical node are documented in Table II and Table III.

### C. Manipulating the SCL-based files for coordination validation and optimization

An example application, developed for demonstration purposes, imports the resultant SCL files and thereby deduces the overcurrent coordination characteristics of these devices, as plotted in the top-right corner of Fig. 7b. It is shown that the coordination requirements listed in Table I have been fulfilled by the original settings. However, the operating times for IEDs 1 and 2 for a fault at Bus C is 0.355 s, which can be reduced to approximately 0.154 s while still maintaining the coordination margin requirement with the downstream fuse as specified in Table I (assuming the operating time for the fuse is 0.04 s). It



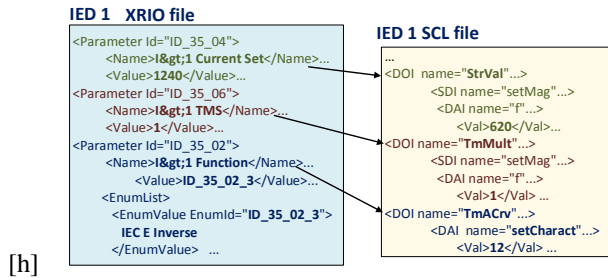


Fig. 8. Conversion of a XRIO file to an SCL-based setting file

TABLE I  
OVERCURRENT COORDINATION CONSTRAINTS

	Constraints
1	Time margin between IEDs and fuses: $\geq 0.15s$
2	Time margin between IEDs: $\geq 0.3s$
3	Current setting of IEDs: $\geq 105\%$ Max load; $\geq 3 \times$ Largest downstream fuse rating.
4	IED 1, 2, 3: <i>IEC Extremely Inverse</i> ; IED 4, 5: <i>IEC Standard Inverse</i> .

TABLE II  
MAPPING OF IED 1'S SETTINGS TO IEC 61850 DATA OBJECTS

	Proprietary		IEC 61850	
Current setting	Current Set	1240 mA	StrVal	620 A
Curve type	Function	IEC E Inverse	TmACrv	12
Time multiplier	TMS	1	TmMult	1

Note:

- 1) *Current Set* is represented in secondary value;
- 2) *TmACrv* with a value of "12" stands for *IEC Extremely Inverse*.

is also desirable that all the curves are shifted downward for a reduced operating time, with associated benefits to operating safety.

The settings have been refined, by referencing the common data model, and these refined settings are listed in Table IV. The coordination diagram using the refined settings is shown in the bottom-right of Fig. 7b which shows that coordination is maintained while the overall operating times have been reduced. To update the IEDs' settings, the data in SCL files are converted back to the proprietary formats and applied to the corresponding IEDs manually, because existing IEDs typically do not allow importing the settings automatically - this is indeed a problem that the paper addresses. As proposed in Section IV-A, this step can be avoided if vendors provide new IED firmware or configuration software to accept the SCL-based settings directly.

Developing intelligent applications that require manipulation of multiple vendors' settings files is clearly challenging. The case study shows that this problem can be addressed using the common representation of protection settings proposed in this paper. This provides significant benefits: convenience for network operators and system integrators, and confidence in the validity of protection settings due to the avoidance of manual input.

TABLE III  
MAPPING OF IED 5'S SETTINGS TO IEC 61850 DATA OBJECTS

	Proprietary		IEC 61850	
Current setting	Pickup	1.10 pu	StrVal	3300 A
Curve type	Curve	IEC Curve A	TmACrv	11
Time multiplier	TD Multiplier	0.35	TmMult	0.35

Note:

- 1) *Pickup*:  $I_{base} = 3000A$ ;
- 2) *TmACrv* with a value of "12" stands for *IEC Standard Inverse*.

TABLE IV  
ORIGINAL AND REFINED IEC 61850-BASED SETTINGS

	Original Settings / Refined Settings		
	TmACrv	StrVal (A)	TmMult
IED 1, 2	12 / 12	620 / 480	1 / 0.724
IED 3	12 / 12	1060 / 1050	0.85 / 0.653
IED 4	11 / 11	3000 / 3000	0.275 / 0.2
IED 5	11 / 11	3300 / 3300	0.35 / 0.275

## VI. DISCUSSION AND CONCLUSIONS

The management and engineering of modern protection systems is clearly a complex and challenging task due to the very large number of parameters and the present need to use various vendor-specific software tools. The shift towards vendor-independent, open data formats has been recognized as offering advantages for protection systems by several CIGRE and IEEE working groups. However, it has proved difficult to realize these advantages, due to the wide array of legacy devices and proprietary tools which are inherent within present networks and processes. This paper has addressed this challenge by presenting the design of the PSCT, which translates proprietary settings formats to the IEC 61850 SCL format. The paper has demonstrated the use of the PSCT software to automatically convert, bi-directionally, between proprietary settings data from various vendors and the proposed common format. The key advancement is the code generation module within PSCT, which means only minimal manual configuration is required when support for a new type of IED is added.

The advantages of using a common representation for protection settings have been highlighted in the paper, and two applications and their associated benefits have been demonstrated and discussed. It has been shown that the SCL-based protection settings format is easier to interpret and manipulate using software, which significantly reduces the burden of designing, implementing, and maintaining protection schemes. A novel IED configuration process using the proposed approach has been developed, which is streamlined and more efficient compared to existing approaches. The integration of legacy data within the proposed engineering process is largely automated with the aid of PSCT. Examples have been given which demonstrate the manipulation of existing protection settings data from multiple vendors, and translation of existing protection settings data to a common representation. The PSCT software presented in this paper provides evidenced support for network operators to adopt the proposed approach.

The work presented in the paper addresses all of the aforementioned recommendations for future protection settings management made by CIGRE WG B5.31. Specifically, IEC

61850 has been extended to represent protection settings data; the newly developed IED configuration process has integrated the engineering process and protection setting process; the version management of protection settings becomes significantly easier when the data are represented in a common SCL-based format; and the PSCT provides enhanced support for protection settings data access, exchange, and manipulation by various stakeholder groups. The work also addresses IEEE PSRC WG H5, H27 and CIGRE WG B5.27's recommendations relating to requirements for a common format of protection settings.

On-going and future work is concerned with the development of an intelligent system for protection settings validation. This work is made significantly easier using a common format for protection setting data and the implemented PSCT software.

## REFERENCES

- [1] J. Sykes, V. Madani, J. Burger, M. Adamiak, and W. Premerlani, "Reliability of protection systems (what are the real concerns)," in *Protective Relay Engineers, 2010 63rd Annual Conference for*, March 2010, pp. 1–16.
- [2] IEC TC 57, "IEC 61850-1: Introduction and overview," 2003.
- [3] A. McMorran, G. Ault, C. Morgan, I. Elders, and J. R. McDonald, "A common information model (cim) toolkit framework implemented in java," *Power Systems, IEEE Transactions on*, vol. 21, no. 1, pp. 194–201, Feb 2006.
- [4] A. Apostolov, "Event and Disturbance Analysis-Common Data Formats," *Pacworld Magazine*, pp. 47–51, Jun 2013.
- [5] —, "Disturbance analysis for the 21st century," *Pacworld Magazine*, p. 4, June 2013.
- [6] A. Apostolov and B. Vandiver, "On the standardization of distance characteristics," in *Power Systems Conference: Advanced Metering, Protection, Control, Communication, and Distributed Resources, 2007. PSC 2007*, March 2007, pp. 209–212.
- [7] IEEE Power System Relaying Committee Working Group H5, "Common Format for IED Configuration Data," IEEE, Tech. Rep., 2013.
- [8] F. Coffele, S. Blair, C. Booth, J. Kirkwood, and B. Fordyce, "Demonstration of adaptive overcurrent protection using IEC 61850 communications," in *Electricity Distribution (CIRED 2013), 22nd International Conference and Exhibition on*, June 2013, pp. 1–4.
- [9] Q. Hong, S. Blair, V. Catterson, A. Dysko, C. Booth, and T. Rahman, "Standardization of power system protection settings using IEC 61850 for improved interoperability," in *Power and Energy Society General Meeting (PES), 2013 IEEE*, July 2013, pp. 1–5.
- [10] G. Huon, A. Apostolov, R. Paulo et al, "IEC61850 Based Substation Automation Systems Users Expectations and Stakeholders Interactions," in *CIGRE Paris Session*, 2014.
- [11] A. Apostolov, "Simplifying the configuration of multifunctional distribution protection and control ieds," in *Electricity Distribution, 2005. CIRED 2005. 18th International Conference and Exhibition on*, June 2005, pp. 1–4.
- [12] E3 - Spanish Electricity Companies for Studies on IEC 61850, "Minimum common specification for substation protection and control equipment in accordance with the IEC 61850 standard," June 2010.
- [13] N. Burnham, "Network Rail and IEC 61850, a user's perspective of the standard," in *Developments in Power Systems Protection, 2012. DPSP 2012. 11th International Conference on*, April 2012, pp. 1–5.
- [14] X. Zhao, L. Li and G. Huon, "CIGRE 2014 Group 5 (Protection and Automation) Discussion Meeting Summary (2014 CIGRE Paris Session)," August 2014.
- [15] ENTSO-E, "ENTSO-E statement on the IEC 61850 standard," 2012.
- [16] IEC TC 57, "IEC 61850-6: Configuration description language for communication in electrical substations related to IEDs," 2010.
- [17] Siemens, "SIPROTEC 5 IEC 61850 Manual," 2013.
- [18] ABB, "Line distance protection REL670 Technical reference manual," 2012.
- [19] AlstomGrid, "MiCOMho P443, P445 Technical Manual," 2011.
- [20] —, "MiCOM P543, P544, P545, P546 Technical Manual," 2011.
- [21] GE Digital Energy, "D60 Line Distance Protection System UR Series Instruction Manual," 2012.
- [22] IEC TC 57, "IEC 61850 7-4: Basic communication structure Compatible logical node classes and data object classes," 2010.
- [23] —, "IEC 61850-7-3: Basic communication structure Common data classes," 2010.
- [24] IEEE Power System Relaying Committee Working Group H27, "Power System Relaying Committee Working Group H27 Common Format for Relay Settings Data," 2014. [Online]. Available: <http://www.pes-psrc.org/h27/h27.html>
- [25] Omicron, "XRIO User Manual," 2011.
- [26] W3C, "XML Schema," 2014. [Online]. Available: <http://www.w3.org/XML/Schema>
- [27] S. Blair, F. Coffele, C. Booth, and G. Burt, "An open platform for rapid-Prototyping protection and control schemes with IEC 61850," *Power Delivery, IEEE Transactions on*, vol. 28, no. 2, pp. 1103–1110, April 2013.
- [28] CIGRE Working Group B5.27, "Implications and Benefits of Standardised Protection and Control Schemes," CIGRE, Tech. Rep., 2014.
- [29] CIGRE Working Group B5.31, "Life-time Management of Relay Settings," CIGRE, Tech. Rep., 2013.
- [30] Oracle, "Java," 2014. [Online]. Available: <http://java.com/en/>
- [31] Eclipse Foundation, "Eclipse Modeling - EMF - Home," 2014. [Online]. Available: <http://www.eclipse.org/modeling/emf/>
- [32] A. McMorran, G. Ault, I. Elders, C. Foote, G. Burt, and J. McDonald, "Translating cim xml power system data to a proprietary format for system simulation," in *Power Engineering Society General Meeting, 2004. IEEE*, June 2004, pp. 116 Vol.1–.
- [33] Q. Hong, A. Dysko, and C. Booth, "Intelligent system for detecting hidden errors in protection settings," in *Universities Power Engineering Conference (UPEC), 2012 47th International*, Sept 2012, pp. 1–6.
- [34] Q. Hong, A. Dysko, C. Booth, V. Catterson, S. Blair, and T. Rahman, "Translating proprietary protection setting data into standardised IEC 61850 format for protection setting validation," in *Developments in Power System Protection (DPSP 2014), 12th IET International Conference on*, March 2014, pp. 1–6.
- [35] C. So and K. Li, "Time coordination method for power system protection by evolutionary algorithm," *Industry Applications, IEEE Transactions on*, vol. 36, no. 5, pp. 1235–1240, Sep 2000.
- [36] E. Davidson, S. McArthur, and J. McDonald, "A toolset for applying model-based reasoning techniques to diagnostics for power systems protection," *Power Systems, IEEE Transactions on*, vol. 18, no. 2, pp. 680–687, May 2003.
- [37] AlstomGrid, *Network Protection & Automation Guide*. Alstom Grid, 2011.