

# Bioresource Technology

Supports open access



12.8

CiteScore

7.539

Impact Factor

Editor-in-Chief: Ashok Pandey  
View editorial board

[View aims and scope](#)

## Explore journal content

- [Latest issue](#)
- [Articles in press](#)
- [Article collections](#)
- [All issues](#)

[Sign in to set up alerts](#)

[RSS | open access RSS](#)

## Latest issues

Volume 328  
*In progress* (May 2021)

Volume 327  
*In progress* (May 2021)

Volume 326  
April 2021

Volume 325  
April 2021

[View all issues](#)

## Find out more

[Submit your article](#)

[Guide for authors](#)

[About the journal](#)

[Open access options](#)

Help improve this page

- Scopus
- Selected Water Resources Abstracts
- Web of Science
- Web of Science

ISSN: 0960-8524

Copyright © 2021 Elsevier Ltd. All rights reserved





ScienceDirect

## Bioresource Technology

Supports *open access*

12.8

CiteScore

7.539

Impact Factor

Menu




Search in this journal

Submit your article ↗

Guide for authors ↗

## Volume 151

Pages 1-444 (January 2014)

 Download full issue

[← Previous vol/issue](#)

[Next vol/issue >](#)

Receive an update when the latest issues in this journal are published

[Sign in to set up alerts](#)

[Full text access](#)

[Editorial Board](#)

[Page IFC](#)

[Download PDF](#)

*Review*

---

[Review article](#)  [Abstract only](#)

*In situ* bioremediation of surface waters by periphytons

Yonghong Wu, Lizhong Xia, Zhiqiang Yu, Sadaf Shabbir, Philip G. Kerr

Pages 367-372

[Purchase PDF](#) [Article preview](#) 

*Full Length Articles*

---

*Biological Waste Treatment*

---

[Research article](#)  [Abstract only](#)

Synthetic effect between iron oxide and sulfate mineral on the anaerobic transformation of organic substance

Tian-Hu Chen, Jin Wang, Yue-Fei Zhou, Zheng-Bo Yue, ... Min Pan

Pages 1-5

[↓ Purchase PDF](#)   Article preview [↓](#)

Research article  Abstract only

Effects of redox mediators on azo dye decolorization by *Shewanella algae* under saline conditions

Xianming Meng, Guangfei Liu, Jiti Zhou, Q. Shiang Fu

Pages 63-68

[↓ Purchase PDF](#)   Article preview [↓](#)

Research article  Abstract only

Characteristics of aerobic granulation at mesophilic temperatures in wastewater treatment

Fenghao Cui, Seyong Park, Moonil Kim

Pages 78-84

[↓ Purchase PDF](#)   Article preview [↓](#)

Research article  Abstract only

Study on anaerobic treatment of hazardous steel-mill waste rolling oil (SmWRO) for multi-benefit disposal route

Huanhuan Ma, Zifu Li, Fubin Yin, William Kao, ... Xiaofeng Bai

Pages 106-112


[↓ Purchase PDF](#)   Article preview [↓](#)

Research article  Abstract only

## The re-use of Waste-Activated Sludge as part of a “zero-sludge” strategy for wastewater treatments in the pulp and paper industry

Leon Kaluža, Matej Šuštaršič, Vera Rutar, Gregor D. Zupančič

Pages 137-143

[↓ Purchase PDF](#)    [Article preview](#) 

Research article  Abstract only

## Microbial community composition of a down-flow hanging sponge (DHS) reactor combined with an up-flow anaerobic sludge blanket (UASB) reactor for the treatment of municipal sewage

Kengo Kubota, Mikio Hayashi, Kengo Matsunaga, Akinori Iguchi, ... Hideki Harada

Pages 144-150

[↓ Purchase PDF](#)    [Article preview](#) 

Research article  Abstract only

## Dark fermentation from real solid waste. Evolution of microbial community

S. Zahedi, D. Sales, L.I. Romero, R. Solera

Pages 221-226

[↓ Purchase PDF](#)    [Article preview](#) 

Research article  Abstract only

## The anaerobic digestion of biologically and physicochemically pretreated oily wastewater

Liyu Peng, Meidan Bao, Qingfeng Wang, Fangchao Wang, Haijia Su

Pages 236-243


[↓ Purchase PDF](#)    [Article preview](#) 

Research article  Abstract only

## Molecular characterization of anaerobic digester microbial communities identifies microorganisms that correlate to reactor performance

Jennifer R. Town, Matthew G. Links, Terrance A. Fonstad, Tim J. Dumonceaux

Pages 249-257

[Purchase PDF](#) Article preview 

Research article  Abstract only

## Enhanced synergistic denitrification and chemical precipitation in a modified BAF process by using Fe<sup>2+</sup>

Hongjie Wang, Wengyi Dong, Ting Li, Tongzhou Liu

Pages 258-264

[Purchase PDF](#) Article preview 

Research article  Abstract only

## The microbial attachment potential and quorum sensing measurement of aerobic granular activated sludge and flocculent activated sludge

Junping Lv, Yaqin Wang, Chen Zhong, Yaochen Li, ... Jianrong Zhu

Pages 291-296

[Purchase PDF](#) Article preview 

Research article  Abstract only

## Accelerated decolorization of azo dye Congo red in a combined bioanode–biocathode bioelectrochemical system with modified electrodes deployment

Fanying Kong, Aijie Wang, Haoyi Cheng, Bin Liang

Pages 332-339

[↓ Purchase PDF](#)   Article preview [↓](#)

Research article  Abstract only

## Microbial community structure and metabolic property of biofilms in vermifiltration for liquid-state sludge stabilization using PLFA profiles

Chunhui Zhao, Meiyang Xing, Jian Yang, Yongsun Lu, Baoyi Lv

Pages 340-346

[↓ Purchase PDF](#)   Article preview [↓](#)

### *Biofuels and Biorefineries*

---

Research article  Abstract only

## Evaluating microalgal integrated biorefinery schemes: Empirical controlled growth studies and life cycle assessment

Lindsay Soh, Mahdokht Montazeri, Berat Z. Haznedaroglu, Cuchulain Kelly, ... Julie B. Zimmerman

Pages 19-27

[↓ Purchase PDF](#)   Article preview [↓](#)

Research article  Abstract only

## Mitigation of the inhibitory effect of soap by magnesium salt treatment of crude glycerol – A novel approach for enhanced biohydrogen production from the biodiesel industry waste

Saurabh Jyoti Sarma, Satinder Kaur Brar, Yann Le Bihan, Gerardo Buelna, Carlos Ricardo Soccol

Pages 49-53

[↓ Purchase PDF](#)   Article preview [↓](#)



Research article  Abstract only

## Continuous syngas fermentation for the production of ethanol, n-propanol and n-butanol

Kan Liu, Hasan K. Atiyeh, Bradley S. Stevenson, Ralph S. Tanner, ... Raymond L. Huhnke

Pages 69-77

[↓ Purchase PDF](#)   Article preview 

Research article  Abstract only

## Fermentation pre-treatment of landfill leachate for enhanced electron recovery in a microbial electrolysis cell

Mohamed Mahmoud, Prathap Parameswaran, César I. Torres, Bruce E. Rittmann

Pages 151-158

[↓ Purchase PDF](#)   Article preview 

Research article  Abstract only

## The future viability of algae-derived biodiesel under economic and technical uncertainties

George Brownbridge, Pooya Azadi, Andrew Smallbone, Amit Bhave, ... Markus Kraft

Pages 166-173

[↓ Purchase PDF](#)   Article preview 

Research article  Abstract only

## Characterization of calcium oxide catalysts from natural sources and their application in the transesterification of sunflower oil

Leandro Marques Correia, Rosana Maria Alves Saboya, Natália de Sousa Campelo, Juan Antonio Cecilia, ... Rodrigo Silveira Vieira

Pages 207-213

[↓ Purchase PDF](#)   Article preview 

Research article  Abstract only

## Anoxic bio-electrochemical system for treatment of complex chemical wastewater with simultaneous bioelectricity generation

G. Velvizhi, R. Kannaiah Goud, S. Venkata Mohan

Pages 214-220

[Purchase PDF](#) Article preview 

Research article  Abstract only

## Comparison of tubular and panel type photobioreactors for biohydrogen production utilizing *Chlamydomonas reinhardtii* considering mixing time and light intensity

S. Oncel, A. Kose

Pages 265-270

[Purchase PDF](#) Article preview 

## *Biomass and Feedstock Utilization*

---

Research article  Abstract only

## Enzymatic membrane reactor for full saccharification of ionic liquid-pretreated microcrystalline cellulose

Pedro Lozano, Berenice Bernal, Antonio G. Jara, Marie-Pierre Belleville

Pages 159-165

[Purchase PDF](#) Article preview 

Research article  Abstract only

## Greenhouse gas emissions from home composting in practice

Evgheni Ermolaev, Cecilia Sundberg, Mikael Pell, Håkan Jönsson

Pages 174-182

[Purchase PDF](#) Article preview 

Research article  Abstract only

The improvement of enzymatic hydrolysis efficiency of rape straw and *Miscanthus giganteus* polysaccharides

Karolina Świątek, Małgorzata Lewandowska, Magdalena Świątek, Włodzimierz Bednarski, Bartosz Brzozowski

Pages 323-331

[Purchase PDF](#) Article preview 

*Bioprocesses*

---

Research article *Open access*

Combined remediation and lipid production using *Chlorella sorokiniana* grown on wastewater and exhaust gases

A.M. Lizzul, P. Hellier, S. Purton, F. Baganz, ... L. Campos

Pages 12-18

[Download PDF](#) Article preview 

Research article  Abstract only

Mycelium differentiation and development of *Streptomyces coelicolor* in lab-scale bioreactors: Programmed cell death, differentiation, and lysis are closely linked to undecylprodigiosin and actinorhodin production

Beatriz Riostras, María Teresa López-García, Paula Yagüe, Jesús Sánchez, Ángel Manteca

Pages 191-198

[Purchase PDF](#) Article preview 

Research article  Abstract only

## Water reclamation and value-added animal feed from corn-ethanol stillage by fungal processing

M.L. Rasmussen, S.K. Khanal, A.L. Pometto, J. (Hans) van Leeuwen

Pages 284-290

[Purchase PDF](#) Article preview 

Research article  Abstract only

## The behaviors of *Microcystis aeruginosa* cells and extracellular microcystins during chitosan flocculation and flocs storage processes

Hai-Yan Pei, Chun-Xia Ma, Wen-Rong Hu, Feng Sun

Pages 314-322

[Purchase PDF](#) Article preview 

Research article  Abstract only

## Application of Fourier transform infrared (FT-IR) spectroscopy in determination of microalgal compositions

Yingying Meng, Changhong Yao, Song Xue, Haibo Yang

Pages 347-354

[Purchase PDF](#) Article preview 

## *Microbial Products*

---

Research article  Abstract only

## Study of algal biomass harvesting through cationic cassia gum, a natural plant based biopolymer

Chiranjib Banerjee, Sandipta Ghosh, Gautam Sen, Sumit Mishra, ... Rajib Bandopadhyay

Pages 6-11

[Purchase PDF](#) Article preview 

Research article  Abstract only

### Open fermentative production of L-lactic acid with high optical purity by thermophilic *Bacillus coagulans* using excess sludge as nutrient

Kedong Ma, Toshinari Maeda, Huiyan You, Yoshihito Shirai

Pages 28-35

[Purchase PDF](#) Article preview 

Research article  Abstract only

### A novel and robust recombinant *Pichia pastoris* yeast whole cell biocatalyst with intracellular overexpression of a *Thermomyces lanuginosus* lipase: Preparation, characterization and application in biodiesel production

Jinyong Yan, Xianliang Zheng, Shengying Li

Pages 43-48

[Purchase PDF](#) Article preview 

Research article  Abstract only

### Phosphate transporter mediated lipid accumulation in *Saccharomyces cerevisiae* under phosphate starvation conditions

Antoni W James, Vasanthi Nachiappan

Pages 100-105

[Purchase PDF](#) Article preview 

Research article  Abstract only

### Production of bacterial cellulose by *Gluconacetobacter hansenii* CGMCC 3917 using only waste beer yeast as nutrient source

Dehui Lin, Patricia Lopez-Sanchez, Rui Li, Zhixi Li

Pages 113-119

[↓ Purchase PDF](#)    Article preview [↓](#)

Research article  Abstract only

A novel osmotic pressure control fed-batch fermentation strategy for improvement of erythritol production by *Yarrowia lipolytica* from glycerol

Li-Bo Yang, Xiao-Bei Zhan, Zhi-Yong Zheng, Jian-Rong Wu, ... Chi-Chung Lin

Pages 120-127

[↓ Purchase PDF](#)    Article preview [↓](#)

Research article  Abstract only

Induction of canthaxanthin production in a *Dactylococcus* microalga isolated from the Algerian Sahara

Borhane Samir Grama, Samira Chader, Douadi Khelifi, Spiros N. Agathos, Clayton Jeffries

Pages 297-305

[↓ Purchase PDF](#)    Article preview [↓](#)

*Physico-Chemical and Thermo-Chemical Processes for Biomass*

---

Research article  Abstract only

*In situ* synchrotron IR study relating temperature and heating rate to surface functional group changes in biomass

Kawnish Kirtania, Joanne Tanner, Kazi Bayzid Kabir, Sharmen Rajendran, Sankar Bhattacharya

Pages 36-42

[↓ Purchase PDF](#)    Article preview [↓](#)

Research article  Abstract only

## Responses of biomass briquetting and pelleting to water-involved pretreatments and subsequent enzymatic hydrolysis

Yang Li, Xiaotong Li, Fei Shen, Zhanghong Wang, ... Shihuai Deng

Pages 54-62

[Purchase PDF](#) [Article preview](#) 

Research article  Abstract only

## A comparative study of nitrogen conversion during pyrolysis of coconut fiber, its corresponding biochar and their blends with lignite

Zhengang Liu, Rajasekhar Balasubramanian

Pages 85-90

[Purchase PDF](#) [Article preview](#) 

Research article  Abstract only

## Comparison of bamboo green, timber and yellow in sulfite, sulfuric acid and sodium hydroxide pretreatments for enzymatic saccharification

Zhiqiang Li, Zehui Jiang, Benhua Fei, Zhiyong Cai, Xuejun Pan

Pages 91-99

[Purchase PDF](#) [Article preview](#) 

Research article  Abstract only

## A novel kinetic model for polysaccharide dissolution during atmospheric acetic acid pretreatment of sugarcane bagasse

Xuebing Zhao, Yuichi Morikawa, Feng Qi, Jing Zeng, Dehua Liu

Pages 128-136

[Purchase PDF](#) [Article preview](#) 

Research article  Abstract only

## Study on kinetic model of microwave thermocatalytic treatment of biomass tar model compound

Samsudin Anis, Z.A. Zainal

Pages 183-190

[Purchase PDF](#) [Article preview](#) 

Research article  Abstract only

## Conventional and microwave pyrolysis of a macroalgae waste from the Agar–Agar industry. Prospects for bio-fuel production

N. Ferrera-Lorenzo, E. Fuente, J.M. Bermúdez, I. Suárez-Ruiz, B. Ruiz

Pages 199-206

[Purchase PDF](#) [Article preview](#) 

Research article  Abstract only

## Acid hydrolysis of *Curcuma longa* residue for ethanol and lactic acid fermentation

Cuong Mai Nguyen, Thanh Ngoc Nguyen, Gyung Ja Choi, Yong Ho Choi, ... Jin-Cheol Kim

Pages 227-235

[Purchase PDF](#) [Article preview](#) 

Research article  Abstract only

## Lignin removal and benzene–alcohol extraction effects on lignin measurements of the hydrothermal pretreated bamboo substrate

X.J. Ma, S.L. Cao, X.F. Yang, L. Lin, ... L.L. Huang

Pages 244-248

[Purchase PDF](#) [Article preview](#) 



Research article ○ Abstract only

## Kinetics of the hydrothermal treatment of tannin for producing carbonaceous microspheres

F.L. Braghiroli, V. Fierro, M.T. Izquierdo, J. Parmentier, ... A. Celzard

Pages 271-277

[↓ Purchase PDF](#)   Article preview [↓](#)

Research article ○ Abstract only

## Biofuel production by liquefaction of kenaf (*Hibiscus cannabinus* L.) biomass

Bahar Meryemoğlu, Arif Hasanoğlu, Sibel Irmak, Oktay Erbatur

Pages 278-283

[↓ Purchase PDF](#)   Article preview [↓](#)

Research article ○ Abstract only

## Evaluation of hydrothermal treatment in enhancing rice straw compost stability and maturity

Bakhtiyor Nakhshiniev, Muhammad Kunta Biddinika, Hazel Bantolino Gonzales, Hiroaki Sumida, Kunio Yoshikawa

Pages 306-313

[↓ Purchase PDF](#)   Article preview [↓](#)

Research article ○ Abstract only

## Production of furfural from xylose, xylan and corncob in gamma-valerolactone using $\text{FeCl}_3 \cdot 6\text{H}_2\text{O}$ as catalyst

Luxin Zhang, Hongbing Yu, Pan Wang, Yong Li

Pages 355-360

[↓ Purchase PDF](#)   Article preview [↓](#)

Research article ○ Abstract only

## Efficient conversion of cellulose into biofuel precursor 5-hydroxymethylfurfural in dimethyl sulfoxide–ionic liquid mixtures

Shaohua Xiao, Bing Liu, Yimei Wang, Zhongfeng Fang, Zehui Zhang

Pages 361-366

[↓ Purchase PDF](#)   Article preview [↓](#)

### Short Communications

---

Short communication ○ Abstract only

## Thermal pretreatment of algae for anaerobic digestion

Michael D. Marsolek, Elizabeth Kendall, Phillip L. Thompson, Teodora Rutar Shuman

Pages 373-377

[↓ Purchase PDF](#)   Article preview [↓](#)

Short communication ○ Abstract only

## Upgrading dilute ethanol from syngas fermentation to *n*-caproate with reactor microbiomes

Divya Vasudevan, Hanno Richter, Largus T. Angenent

Pages 378-382

[↓ Purchase PDF](#)   Article preview [↓](#)

Short communication ○ Abstract only

## Floc characteristics of *Chlorella vulgaris*: Influence of flocculation mode and presence of organic matter

Dries Vandamme, Koenraad Muylaert, Ilse Fraeye, Imogen Foubert

Pages 383-387

[Purchase PDF](#)   Article preview 

Short communication  Abstract only

### An environmentally-friendly fluorescent method for quantification of lipid contents in yeast

Jandora Severo Poli, Hans-Christian Holten Lützhøft, Dimitar Borisov Karakashev, Patricia Valente, Irini Angelidaki

Pages 388-391

[Purchase PDF](#)   Article preview 

Short communication  Abstract only

### Assessment of the enzymatic hydrolysis profile of cellulosic substrates based on reducing sugar release

Marcos Henrique Luciano Silveira, Rodrigo Souza Aguiar, Matti Siika-aho, Luiz Pereira Ramos

Pages 392-396

[Purchase PDF](#)   Article preview 

Short communication  Abstract only

### Substrate type drives variation in reactor microbiomes of anaerobic digesters

Wei Zhang, Jeffrey J. Werner, Matthew T. Agler, Largus T. Angenent

Pages 397-401

[Purchase PDF](#)   Article preview 

Short communication  Abstract only

### Understanding changes in cellulose crystalline structure of lignocellulosic biomass during ionic liquid pretreatment by XRD

Jiafu Zhang, Yixun Wang, Liye Zhang, Ruihong Zhang, ... Gang Cheng

Pages 402-405

[Purchase PDF](#) Article preview 

Short communication  Abstract only

The use of NARX neural network for modeling of adsorption of zinc ions using activated almond shell as a potential biosorbent

Semra Çoruh, Feza Geyikçi, Erdal Kılıç, Ufuk Çoruh

Pages 406-410

[Purchase PDF](#) Article preview 

Short communication  Abstract only

Aerobic production of succinate from arabinose by metabolically engineered *Corynebacterium glutamicum*

Tao Chen, Nianqing Zhu, Huihua Xia

Pages 411-414


[Purchase PDF](#) Article preview 

Short communication  Abstract only

Biodiesel production from lipids in wet microalgae with microwave irradiation and bio-crude production from algal residue through hydrothermal liquefaction

Jun Cheng, Rui Huang, Tao Yu, Tao Li, ... Kefa Cen

Pages 415-418

[Purchase PDF](#) Article preview 

Short communication  Abstract only

Impact of an external electron acceptor on phosphorus mobility between water and sediments

G. Martins, L. Peixoto, S. Teodorescu, P. Parpot, ... A.G. Brito

Pages 419-423


[Purchase PDF](#)   Article preview 

Short communication  Abstract only

### Characterization of milled solid residue from cypress liquefaction in sub- and super ethanol

Hua-Min Liu, Yu-Lan Liu

Pages 424-427

[Purchase PDF](#)   Article preview 

Short communication  Abstract only

### Adsorption mechanisms and the effect of oxytetracycline on activated sludge

Xiancai Song, Dongfang Liu, Guowei Zhang, Matthew Frigon, ... Kexun Li

Pages 428-431

[Purchase PDF](#)   Article preview 

Short communication  Abstract only

### Pyrolysis of sal seed to liquid product

V.K. Singh, A.B. Soni, Sachin Kumar, R.K. Singh

Pages 432-435

[Purchase PDF](#)   Article preview 

Short communication  Abstract only

### Effect of thermal–alkaline pretreatment on the anaerobic digestion of streptomycin bacterial residues for methane production

Weizhang Zhong, Zaixing Li, Jingliang Yang, Chun Liu, ... Ping Chen

Pages 436-440

[Purchase PDF](#) Article preview [v](#)

Short communication  Abstract only

## Organosolv pretreatment of Sitka spruce wood: Conversion of hemicelluloses to ethyl glycosides

Florent P. Bouxin, S. David Jackson, Michael C. Jarvis

Pages 441-444

[Purchase PDF](#) Article preview [v](#)

---

[< Previous vol/issue](#)

[Next vol/issue >](#)

ISSN: 0960-8524

Copyright © 2021 Elsevier Ltd. All rights reserved



Copyright © 2021 Elsevier B.V. or its licensors or contributors.  
ScienceDirect® is a registered trademark of Elsevier B.V.

 RELX™



ScienceDirect

## Bioresource Technology

Supports *open access*

12.8

CiteScore

7.539

Impact Factor

Menu



Search in this journal

Submit your article ↗

Guide for authors ↗

## About the journal

[Aims and scope](#)

[Editorial board](#)

[Abstracting and indexing](#)

### Editor-in-Chief



Ashok Pandey

CSIR-Indian Institute of Toxicology Research, 226001, Lucknow, India

### Editors



Christian Larroche

Clermont-Ferrand Polytech, Aubiere, France



Huu Hao Ngo

University of Technology Sydney School of Civil and Environmental Engineering, Broadway, New South Wales, Australia

## Associate Editors



Robin Anderson

USDA-ARS Southern Plains Agricultural Research Center, College Station, Texas, United States



Jo-Shu Chang

National Cheng Kung University, Tainan, Taiwan



Samir Khanal

University of Hawai'i at Manoa, Honolulu, Hawaii, United States



Sang-Hyun Kim

Yonsei University School of Civil and Environmental Engineering, Seoul, Korea, Republic of



Maria Angeles Sanromán

University of Vigo, Vigo, Spain



Mohammad Taherzadeh

University of Borås, Borås, Sweden





Bhaskar Thallada

Indian Institute of Petroleum CSIR, Dehradun, India



Luciana Porto de Souza Vandenberghe

Federal University of Parana, Curitiba, Brazil



Sunita J Varjani

Gujarat Pollution Control Board, Gandhinagar, India

## Editorial Board Members



Fabrizio Adani

University of Milan, Milan, Italy



Irimi Angelidaki

Technical University of Denmark, Kgs Lyngby, Denmark



Richard Ashby

USDA-ARS Eastern Regional Research Center, Wyndmoor, Pennsylvania, United States



Alain Bergel

Chemical Engineering Laboratory, Toulouse, France



Parameswaran Binod

National Institute for Interdisciplinary Science and Technology CSIR, Thiruvananthapuram, India



Silvia Bolado Rodríguez

University of Valladolid Department of Chemical Engineering and Environment, Valladolid, Spain



Ramaraj Boopathy

Nicholls State University Department of Biological Sciences, Thibodaux, Louisiana, United States



Xuan-Thanh Bui

Ho Chi Minh City University of Technology Faculty of Environment and Natural Resources, Ho Chi Minh City, Viet Nam



Guillermo Raul Castro

National University of La Plata, La Plata, Argentina



In Seop Chang

Gwangju Institute of Science and Technology School of Earth Sciences and Environmental Engineering, Gwangju, Korea, Republic of



Benjamas Cheirsilp

Prince of Songkla University, Hat Yai, Thailand



Cheng-Di Dong

National Kaohsiung University of Science and Technology, Kaohsiung, Taiwan



Carlos Dosoretz

Technion Israel Institute of Technology, Haifa, Israel



Guocheng Du

Jiangnan University Key Laboratory of Industrial Biotechnology Ministry of Education, Wuxi, China



Claude-Gilles Dussap

Clermont Auvergne University, Clermont-Ferrand, France



Edgard Gnansounou

Federal Polytechnic School of Lausanne, Lausanne, Switzerland



Wenshan Guo

University of Technology Sydney Faculty of Engineering and Information Technology, Sydney, New South Wales, Australia



Heribert Insam

University of Innsbruck, Innsbruck, Austria



Gopalakrishnan Kumar

University of Stavanger, Stavanger, Norway



Sunil Kumar

National Environmental Engineering Research Institute CSIR, Nagpur, India

Michael. R. Ladisch

Purdue University Department of Agricultural and Biological Engineering, West Lafayette, Indiana, United States



Su Shiung Lam

Universiti Malaysia Terengganu, Institute of Tropical Aquaculture and Fisheries (AKUATROP), Terengganu, Malaysia



Duu-Jong Lee

National Taiwan University Department of Chemical Engineering, Taipei, Taiwan

Jin-Suk Lee

Korea Institute of Energy Research, Daejeon, Korea, Republic of



Keat Teong Lee

Universiti Sains Malaysia School of Chemical Engineering, Pulau Pinang, Malaysia



Giorgio Mannina

University of Palermo, Palermo, Italy



Ganti S. Murthy

Oregon State University, Department of Biological and Ecological Engineering, Corvallis, Oregon, United States



Hans Oechsner

University of Hohenheim State Institute of Agricultural Engineering and Bioenergy, Stuttgart, Germany




Deepak PANT

VITO NV, Mol, Belgium



Juan Carlos Parajó

University of Vigo Department of Chemical Engineering, Vigo, Spain



Rongsheng Roger Ruan

University of Minnesota College of Food Agricultural and Natural Resource Sciences, Saint Paul, Minnesota, United States



Venkata Mohan S

Indian Institute of Chemical Technology, Hyderabad, India



Antoni Sánchez

Autonomous University of Barcelona, Barcelona, Spain



Michael Sauer

University of Natural Resources and Life Sciences Vienna Department of Chemistry, Wien, Austria



Sang Jung Sim

Korea University Department of Chemical and Biological Engineering, Seongbuk-gu, Korea, Republic of



Reeta Rani Singhania

The Centre for Energy and Environmental Sustainability, Lucknow, India



Daniel Tsang

The Hong Kong Polytechnic University Department of Civil and Environmental Engineering, Hong Kong, Hong Kong



Rajeshwar D. Tyagi

BOSK-Bioproductions, Quebec, Canada



Paul Weimer

USDA-ARS US Dairy Forage Research Center, Madison, Wisconsin, United States of America



Mark Wilkins

University of Nebraska-Lincoln, Lincoln, Nebraska, United States



Jonathan W.C. Wong

Hong Kong Baptist University Department of Biology, Hong Kong, Hong Kong



Yonghong Wu

Institute of Soil Science Chinese Academy of Sciences, Nanjing, China

All members of the Editorial Board have identified their affiliated institutions or organizations, along with the corresponding country or geographic region. Elsevier remains neutral with regard to any jurisdictional claims.

---

ISSN: 0960-8524

Copyright © 2021 Elsevier Ltd. All rights reserved

---



Copyright © 2021 Elsevier B.V. or its licensors or contributors.  
ScienceDirect® is a registered trademark of Elsevier B.V.





## Evaluation of hydrothermal treatment in enhancing rice straw compost stability and maturity



Bakhtiyor Nakhshiniev<sup>a,\*</sup>, Muhammad Kunta Biddinika<sup>a</sup>, Hazel Bantolino Gonzales<sup>b</sup>, Hiroaki Sumida<sup>c</sup>, Kunio Yoshikawa<sup>a</sup>

<sup>a</sup> Department of Environmental Science and Technology, Interdisciplinary Graduate School of Science and Engineering, Tokyo Institute of Technology, 4259 Nagatsuta-cho, Midori-ku, Yokohama, Kanagawa 226-8503, Japan

<sup>b</sup> Innovative Platform for Education and Research, Interdisciplinary Graduate School of Science and Engineering, Tokyo Institute of Technology, 4259 Nagatsuta-cho, Midori-ku, Yokohama, Kanagawa 226-8503, Japan

<sup>c</sup> Laboratory of Soil Science, Department of Chemistry and Life Science, Nihon University, 1866 Kameino, Fujisawa, Kanagawa 252-8510, Japan

### HIGHLIGHTS

- Bin-scale composting (90 L) was performed following a pilot-scale (200 L) HTT.
- HTT with mild reaction condition (180 °C, 1.0 MPa, 30 min) enhanced rice straw composting process.
- Rice straw compost with HTT can reach stability within 6 weeks of composting.
- Rice straw compost with HTT may be phytotoxic if used as growing media for EC sensitive plants.

### ARTICLE INFO

#### Article history:

Received 5 September 2013  
Received in revised form 23 October 2013  
Accepted 26 October 2013  
Available online 1 November 2013

#### Keywords:

Hydrothermal treatment  
Rice straw  
Compost  
Stability and maturity

### ABSTRACT

In order to evaluate the hydrothermal treatment (HTT) in enhancing compost stability and maturity of lignocellulosic agricultural residues, a bin-scale (90 L) composting of rice straw with and without “HTT” was performed. The rice straw compost product with “HTT” after 6 weeks of composting can be considered stable and adequate for field application as expressed by pH of 8.4, “EC value” of 2.96 dS m<sup>-1</sup>, C/N ratio of 12.5, microbial activity of <8.05 mg CO<sub>2</sub> g<sup>-1</sup> OM d<sup>-1</sup>, NH<sub>4</sub><sup>+</sup>-N content of 93.75 mg kg<sup>-1</sup> DM and finally, by “GI” of >83%. However, compost may prove phytotoxic if used as growing media for EC sensitive plants. As for rice straw compost product without “HTT”, the high microbial activity (>12.28 mg CO<sub>2</sub> g<sup>-1</sup> OM d<sup>-1</sup>) even after 14 weeks of composting suggests that the residue has not stabilized yet and is far away from stability and maturity, although a higher GI (>100%) was observed.

© 2013 Elsevier Ltd. All rights reserved.

### 1. Introduction

The growth of global food production, increased price of energy coupled with increased production of biofuels from food crops are causing the high price of chemical fertilizers (Mueller et al., 2011). On the other hand, large volumes of crop residues which could have been converted into valuable organic fertilizers are regarded as waste each season almost everywhere in the world (Yadvinder-Singh et al., 2005). Rice (*Oryza sativa*), although the world's second most-grown crop, produces the largest amount of crop residues. According to FAO (2013), over the past ten years, the global paddy rice output on an average was about 664.3 million Mt. As rice generates about one Mt of straw per each Mt of grain, large amount of

residue is accumulated annually. Rice straw is unique relative to other crop residues; it has limited use as an animal feed because of its high silica content (Van Soest, 2006). Direct incorporation of the rice straw into the soil is also limited as it may cause certain agronomic problems such as temporary immobilization of nutrients and associated crop yield reduction (Yadvinder-Singh et al., 2005). As a result, a large amount of produced straw is left unutilized, which is mostly burnt on-farm (Gadde et al., 2009), although burning of the straw *in situ* is the most discouraged option as it emits air pollutions (Gadde et al., 2009) and causes loss of valuable nutrients into atmosphere (Yadvinder-Singh et al., 2005). Fortunately, composting offers a low-cost and environmentally friendly option for recovery and recycling of nutrients in the crop residues. Composting is a process of controlling and enhancing the biological decomposition of organic residues into usable end product such as organic fertilizer (Kluczek-Turpeinen, 2007). The C/N ratio, moisture content, particle size, airflow and temperature are the key

\* Corresponding author. Tel.: +81 8058931645; fax: +81 459245518.

E-mail addresses: [bakhtiyor\\_nr@yahoo.com](mailto:bakhtiyor_nr@yahoo.com), [bakhtiyor.n.aa@m.titech.ac.jp](mailto:bakhtiyor.n.aa@m.titech.ac.jp) (B. Nakhshiniev).



parameters influencing the process. Successful optimization of these parameters may shorten the process and result in quality product i.e. stable and mature compost (Guo et al., 2012). Nevertheless, ordinary composting of rice straw is a too slow process for farmers, and may require at least 90 days to allow transformation of the residue into stable and mature compost (Goyal and Sindhu, 2011). This is because, microbial access to cellulose (a major biodegradable component of crop residue), is known to be inhibited by hemicellulose–lignin association during the decomposition process. In native lignocellulose i.e. rice straw, lignin is intermeshed and chemically bonded with hemicellulose polysaccharides, which together form a barrier that becomes even more resistant to microbial degradation (Malherbe and Cloete, 2002). Therefore, enhancement of rice straw composting process requires disruption of this physicochemical barrier. It has been suggested that at least 50% of hemicellulose should be removed to significantly increase cellulose degradability (Agbor et al., 2011).

In order to enhance the composting process, an innovative hydrothermal treatment (HTT) technology with mild reaction conditions (180 °C, 1.0 MPa, 30 min) was selected as a pretreatment step for solubilization of hemicellulose before subsequent composting of rice straw. The HTT reaction conditions were selected from our previous bench-scale work in which a reaction temperature of 180 °C was the most favorable for solubilization of the major portion of hemicellulose polysaccharides (Nakhshiniev et al., 2012). However, stability and maturity are also the important aspects of compost quality, in particular in relation to its agronomic application. Therefore, it is essential to evaluate the stability and maturity of the compost to ensure effectiveness of the pretreatment technology.

A large variety of physical, chemical and biological parameters have been proposed for the evaluation of compost stability and maturity (Wichuk and McCartney, 2010). Biological stability index evaluated by respirometric measurements based either on CO<sub>2</sub> production rate, O<sub>2</sub> uptake or release of heat has been frequently applied in compost stability determination (Komilis and Kletsas, 2012). Compost maturity, on the other hand, which implies no toxicity to plants upon immediate application of compost, is still best determined using the plant phytotoxicity tests, such as seed germination and/or plant growth bioassays (Wang et al., 2004). In practice, phytotoxicity can also be induced by factors such as high amounts of free ammonia, excess soluble salts or certain organic acids. Therefore, the change in chemical parameters during the composting process such as pH, electrical conductivity (EC), C/N ratio, NH<sub>4</sub><sup>+</sup>–N formation and the ratio of NH<sub>4</sub><sup>+</sup>–N to NO<sub>3</sub><sup>-</sup>–N have been found as the useful indicators in compost maturity determination (Wang et al., 2004). Integrated use of these parameters and indices has been shown to result in better evaluation of compost stability and maturity (Mondini et al., 2003). The objective of this research, therefore, was to measure the changes in physical, chemical and biological parameters and indexes during composting of rice straw residue with and without HTT, and evaluate HTT in enhancing the compost stability and maturity of the rice straw residue.

## 2. Methods

### 2.1. Material and HTT process

In this study, rice straw was used as the model lignocellulosic agricultural residue. It was purchased from the local gardening store. Since, the residue was already cut into small pieces ranging from 2 to 4 cm no additional cutting was required. In order to obtain sufficient amount of material for subsequent bin-scale composting experiment a pilot-scale HTT facility with reactor

capacity of 200 L was employed in this study. Schematic and overall view of the HTT facility is shown in Fig. 1. First, the rice straw (about 8 kg in dry weight) was fed into the reactor, and then, saturated steam supplied from the boiler was injected into the reactor until the pre-set hydrothermal conditions (180 °C, 1.0 MPa) were reached. The blades installed inside the reactor then started to mix the residue for about 30 min. After the treatment was complete, the reactor was decompressed immediately by flashing the steam through the condenser and the moist treated residue (with around 68% MC) was discharged by rotating the blades, which also act as a screw conveyor. Four batches were performed. The treated products cooled down, mixed and were preserved (10 °C) until the next experimental procedure. The chemical properties of the residue with and without HTT are shown in Table 1.

### 2.2. Compost substrate preparation

The rice straw residues, with and without HTT, were then spread on separate blue plastic sheets and microbial inoculums were applied using a bottle with water spray nozzle. Since, the residue obtained after the HTT had already a moisture content of 68%, no correction of the moisture content was required. As for the untreated residue, however, it was initially soaked in the water for 48 h to constitute the moisture content of 68%. Because the initial C/N ratios of both substrates were higher than the range considered optimum (25–30) for starting composting process, necessary amount of nitrogen was added to the substrates (8 g per each kg of DM) in order to bring the C/N ratios within the recommended range. The nitrogen was added in the form of urea solution (17% w/v) and was applied (100 ml per each kg of substrate) soon after the application of microbial inoculums. All preparations were conducted outdoor when the ambient temperature was below 15 °C, so no special care was taken to prevent the water or nitrogen loss. The amount of substrates loaded in each composting reactor was about 18 kg (wet basis). While the substrate was being loaded into each reactor, original samples were withdrawn (bottom, middle, top) immediately for subsequent analyses, and the composting process was begun; the composting time was noted as week zero (Week 0).

### 2.3. Microbial inoculum preparation

Compost microbial inoculum was prepared by means of shaking a 1:25 (w/v) compost/water mixture for 15 min in a warm water bath (32 °C). Compost was commercially produced (Wakayama Organic Productive Union, Japan) and prior to shaking, it was supplemented with glucose solution (5% w/v) and pre-incubated at 32 °C for 3 days in air-tight collapsible container in order to activate the microbes. Produced gas was released and compost was mixed once daily. Because, the hydrothermally treated residue had undergone a 'sterilization' process, rice straw rinse water was also prepared in similar way to include 'native' microbial inoculums presented naturally in the untreated residue. The prepared suspensions were then mixed and diluted with 5 parts of pure water before it was applied as a compost inoculum.

### 2.4. Composting setup

Plastic dust bins with a volume of 90 L (Fig. 2) were modified and used as composting reactors. The bins were externally insulated with two layers of glass wool and aluminum foil thermal insulators to minimize the convective heat loss. A removable airtight lid was put on top of each reactor to facilitate intermittent mixing and sampling of substrate during the course of composting. The lids, however, were insulated from the inner side (foam rubber) in order to minimize the occurrence of the reflux condition.

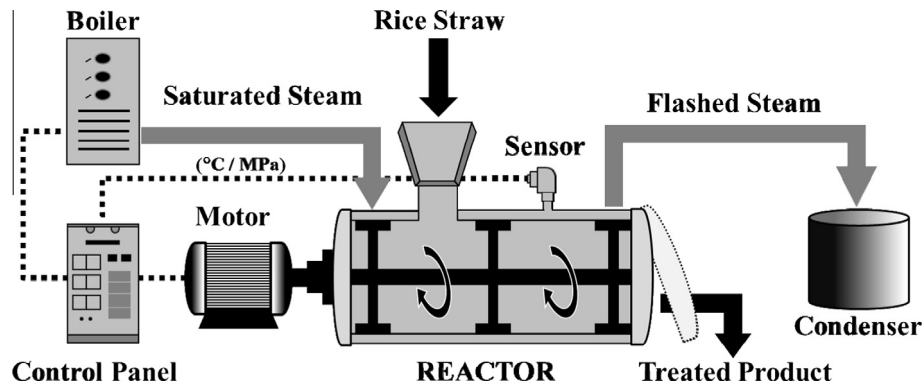


Fig. 1. Schematic view of the pilot-scale HTT facility used in this research.

Table 1

Chemical properties of the rice straw residue before and after HTT.

Parameters	Before HTT	After HTT
Hot water extractives, %	10.30	18.00
Hemicellulose, %	29.60	7.35
Cellulose, %	36.46	43.45
Lignin, %	13.97	19.91
Ash (550 °C, 2 h), %	9.8	11.5
Moisture content, %	14.0	68.0
OM (100%-Ash), %	90.2	88.5
pH	6.81	3.86
EC, dS m <sup>-1</sup>	2.20	4.75
Total C, %	42.49	45.25
Total N, %	0.85	0.98
C/N ratio	49.99	46.17

One thermocouple (K-Type) connected to data logger (TM-947SD) was fitted at the center of each reactor to record the temperature of the composts at the interval of 30 min. The temperature in the laboratory was maintained at 24 °C. In order to have the air flow uniformly distributed throughout the compost substrate, the material was placed on the stainless punch plate installed at the bottom of the reactors. The air was supplied continuously by compressor pump and the flow rate was fixed at 0.48 L kg<sup>-1</sup> DM min<sup>-1</sup> in every reactor (Jiang et al., 2011). The compost was mixed manually at 1- or 2-weeks interval throughout the composting process.

### 2.5. Sample collection

Besides the samples taken at the beginning of composting (Week 0), seven more solid samples (about 250 g) were taken from each reactor throughout the composting process, specifically dur-

ing the turning at Weeks 2, 4, 6, 8, 10, 12 and 14. Samples were taken from three parts (top, middle, bottom) of the reactor and after homogenization (considering the MC) were divided into two parts; with one part kept fresh at 4 °C, and another part air-dried and grounded to pass through 0.25 mm sieve. The air-dried and ground samples were used to analyze the total carbon (Total C), total nitrogen (Total N), ash and organic matter (OM) contents. The fresh samples were used to analyze the dry matter (DM), pH, electric conductivity (EC), ammonium nitrogen (NH<sub>4</sub><sup>+</sup>-N) and nitrate nitrogen (NO<sub>3</sub><sup>-</sup>-N). The fresh samples were also used in microbial stability and phytotoxicity tests.

### 2.6. Analytical methods

The Total C and Total N contents were determined using an automatic high sensitive NC-analyzer (Sumigraph NC-220F, SCAS, Japan). The DM content was assessed by oven-drying at 105 °C for 24 h and the ash was determined by combustion of 3 g oven-dried sample at 550 °C for 2 h in a muffle furnace. Subsequently, the difference between DM and ash was considered the OM content. The pH and EC were analyzed in a 1:10 (w/v) compost/water (distilled) solution following a 30-min shaking in the water bath (25 °C). The NH<sub>4</sub><sup>+</sup>-N and NO<sub>3</sub><sup>-</sup>-N were extracted with 0.5 M K<sub>2</sub>SO<sub>4</sub> (1:10 w/v) solution and analyzed by steam distillation using MgO-Devarda's alloy followed by back titration of the boric acid distillates using 0.0025 M H<sub>2</sub>SO<sub>4</sub> solution.

### 2.7. Evolution of carbon dioxide

Microbial stability index was evaluated by the microbial respiration test based on CO<sub>2</sub> evolution rate (mg CO<sub>2</sub> g<sup>-1</sup> OM d<sup>-1</sup>), which is similar to the procedure described in CCQC (2001). Approxi-

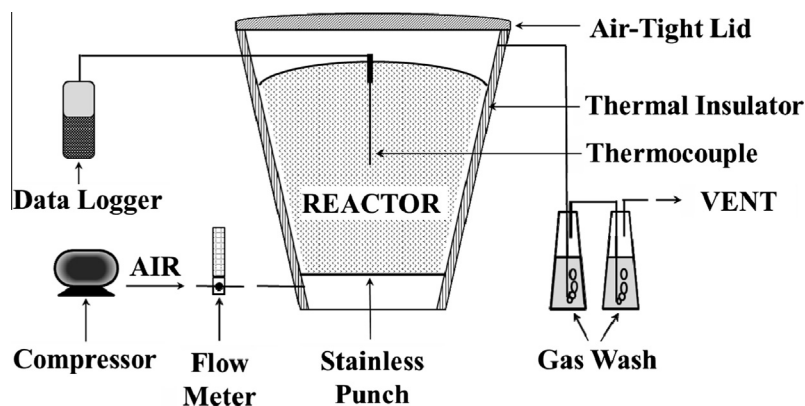


Fig. 2. Diagram of the composting reactor.

mately 10 g of sample conditioned at 50% moisture content was sealed in a 3.0 L vessel along with a vial containing a known volume of 1 M NaOH solution. The vessel was sealed and incubated at 37 °C for 4 days. The amount of CO<sub>2</sub> trapped by NaOH was determined daily over a 4-day period by back titration with 1 M HCl to phenolphthalein endpoint, after adding excess amount of BaCl<sub>2</sub>. All measurements were performed in three replications, including a jar without compost as a blank.

### 2.8. Phytotoxicity test

A phytotoxicity test employing seed germination index (GI) was used to evaluate compost maturity in this study (Zucconi et al., 1981). The fresh sample was mixed with distilled water to attain a 1:10 (w/v) compost/water mixture, and after shaking for 6 h at 25 °C the aqueous extracts were obtained by centrifugation (5040g-force, 20 min) followed by filtration through a 0.45 µm membrane filter. A commercial germination test sheet (Tanepita, FHK, Japan) pasted orderly with 50 seeds of Komatsuna (*Brassica rapa* var. *peruviridis*), was placed inside a UV-sterilized petri dish and was wetted with 5 ml of compost extract. Komatsuna seeds have been widely used in Japan in germination tests (Hase and Kawamura, 2012). The Petri dishes were then incubated for 4 days at 25 °C in the dark. After 4-day incubation the germination was stopped (by adding 5 ml of ethanol) and the germinated seeds were counted and the root length was measured. Three replicates (with total seeds number of 150) were set out for each treatment, including distilled water that was used as a control. The GI was then calculated according to the expression  $GI(\%) = (A \times C) / (B \times D) \times 100\%$  in which, A and C represent the number of seeds germinated in extract-treated and control dishes, respectively; and B and D represent the average root length of extract-treated and control seeds, respectively (Zucconi et al., 1981).

### 2.9. Statistical analyses

The statistical analysis of data was performed using the Data Analysis ToolPak of the Excel (Microsoft Office 2010). A *t*-Test was used for testing statistical significant differences of the sample means among composting times. Two-tail and a 95% confidence (or alpha of 0.05) was assumed for all tests. The relationships between the parameters were defined by correlation and regression analysis.

## 3. Results and discussion

### 3.1. Evolution of composting temperature

Monitoring of compost temperature is important for the stability and maturity determination. Evolution of temperature has been found to strongly reflect metabolic activity of microorganisms during the composting process (Tiquia et al., 1996). The final decrease in temperature to reach an ambient temperature without reheating upon mixing may indicate the maturation phase (Tang et al., 2007). In addition, compost must experience the temperature exceeding 55 °C for at least 3 days in order to eliminate pathogens and weeds. Fig. 3 shows the evolution of temperature during the composting process of the rice straw residue with and without HTT. During the composting experiment the room temperature fluctuated between 23 (night) and 25 °C (day), therefore 24 °C was assumed as a mean. As can be seen, the temperature in the compost reactors began to rise soon after establishing the composting conditions as well as after each turning during the active stages (seen as the sharp drops in temperature curves). The compost temperature of the residue with HTT reached a maximum of 63 °C (on

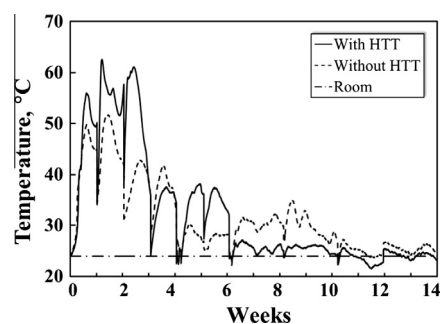


Fig. 3. Evolution of temperature during composting process of rice straw with and without HTT.

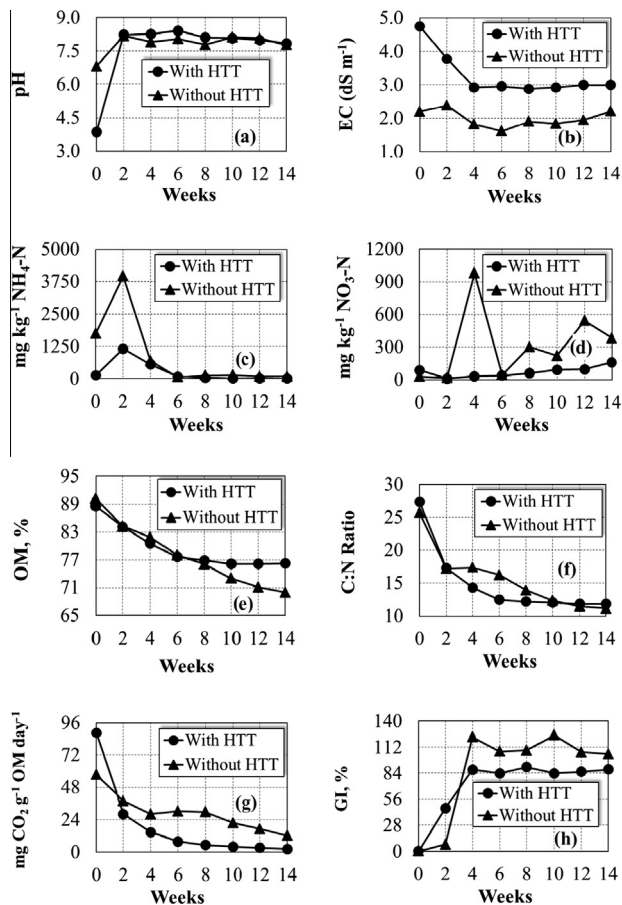
day 9) and remained above 55 °C for more than 15 days. Then, the temperature decreased rapidly and remained between 34 and 37 °C until Week 6. Afterward, the temperature diminished and became close to room temperature, thus, composting entered a maturation phase. However, the compost temperature of the residue without HTT only reached a maximum of 51 °C (on day 10) so the required temperature for pathogens and weed destruction was not fulfilled. The temperature then decreased and was maintained at the lower levels between 35 and 40 °C until Week 4. After Week 4, a further slight decrease led to the compost temperature to range between 30 and 35 °C until Week 10. Then, it dropped and stayed close to room temperature until the end of composting process.

### 3.2. Variations in pH and EC

Variations in pH and EC are useful parameters for monitoring the composting process (Hosseini and Aziz, 2013). In addition, pH and EC are considered important compost parameters because they can affect the quality and suitability of the final product for plant growth. The compost pH value ranging from 5.5 to 8.5 is considered acceptable and the EC higher than 1.5 dS m<sup>-1</sup> and 4.0 dS m<sup>-1</sup>, respectively, are considered the upper limit values for growing media, and tolerable by plants of medium sensitivity (Silva et al., 2013). The variations of pH and EC during the composting process of the rice straw residue with and without HTT are shown in Fig. 4a and b, respectively.

The pH value of the rice straw compost with HTT at the start of composting (Week 0) was about three units lower than the rice straw compost without HTT (Fig. 4a). This pH difference can be attributed to the presence of organic acids formed normally during the HTT of lignocellulosic residues. Nevertheless, the pH of rice straw compost with HTT increased rapidly and alkaline value of 8.2 was observed on Week 2. This could be explained both by decomposition of organic acids by microorganisms as well as by the release of ammonia (Fig. 4c) from mineralization of organic nitrogen. After Week 2, the pH did not change significantly and stayed near 8.0 until the end of experiment (Table 2). The pH variation in rice straw composting without HTT, followed a similar pattern; in particular, an increase to around 8.2 on Week 2 and the final value of around 7.8. A natural pH drop typical in the early stage of composting process was not seen because the conversion of OM to acidic compounds probably, occurred sooner than sampling the compost on Week 2.

Unlike the pH, the initial EC value in rice straw compost with HTT was higher than the EC value in rice straw compost without HTT (Fig. 4b): the respective values were 4.75 and 2.2 (dS m<sup>-1</sup>). This difference was apparently due to the presence of soluble organic compounds. As these soluble organic compounds were consumed by microorganisms, the EC reduced to 2.9 (dS m<sup>-1</sup>) on



**Fig. 4.** Changes in pH (a), EC (b),  $\text{NH}_4^+\text{-N}$  (c),  $\text{NO}_3^-\text{-N}$  (d), OM (e), C/N ratio (f), microbial activity (g) and germination index of Komatsuna seeds (h) during the composting process of rice straw with and without HTT.

Week 4. Afterwards, the EC stabilized and the final value was  $3.0 \text{ (dS m}^{-1}\text{)}$ . As for the rice straw compost without HTT, statistical analyses (Table 2) showed that no significant change occurred and therefore, the EC value similar to the initial one ( $2.2 \text{ dS m}^{-1}$ ) was observed at the end of process.

### 3.3. Evolution of $\text{NH}_4^+\text{-N}$ and $\text{NO}_3^-\text{-N}$

During the composting process, organic nitrogen is usually decomposed during the active phase of composting resulting in the release of relatively high levels of  $\text{NH}_4^+\text{-N}$ ; as composting process continues and maturation phase is reached, ammonia is eventually reduced through volatilization or nitrification to form the  $\text{NO}_3^-\text{-N}$  (Haug, 1993). According to CCQC (2001), mature compost should not have the  $\text{NH}_4^+\text{-N}$  content of more than  $500 \text{ mg kg}^{-1}$ , or the  $\text{NH}_4^+\text{-N} / \text{NO}_3^-\text{-N}$  ratio of  $> 3$ . The variations of the  $\text{NH}_4^+\text{-N}$  and the  $\text{NO}_3^-\text{-N}$  during composting of rice straw with and without HTT are shown in Fig. 4c and d, respectively.

The initial  $\text{NH}_4^+\text{-N}$  content in the rice straw compost with HTT was only  $135.1 \text{ mg kg}^{-1}$ , but soon it reached  $1167 \text{ mg kg}^{-1}$  (or 4.9% of TN) on Week 2. This was probably, the reason for rapid increase of pH on Week 2. As composting proceeded, immobilization of  $\text{NH}_4^+\text{-N}$  by microorganisms occurred and the  $\text{NH}_4^+\text{-N}$  content in compost product decreased to reach the lower level of  $93.8 \text{ mg kg}^{-1}$  on Week 6. This decrease in  $\text{NH}_4^+\text{-N}$  was related to microbial immobilization because no significant nitrification (Fig. 4b) or  $\text{NH}_3$  volatilization (data not presented) were observed during this period. After Week 6, the  $\text{NH}_4^+\text{-N}$  content continued

decreasing and only  $16.7 \text{ mg kg}^{-1}$  was measured at the end of experiment. An intensive  $\text{NH}_4^+\text{-N}$  formation was observed in the rice straw compost without HTT. This can be examined from the high  $\text{NH}_4^+\text{-N}$  content of  $1747 \text{ mg kg}^{-1}$  (or 10.8% of TN) on Week 0. According to Ndegwa et al. (2008), urea can be converted to  $\text{NH}_3$  in a matter of hours to few days by the extracellular urease enzyme, which is found in many microorganisms during the compost process. In this experiment, the rice straw residue initially, was soaked in the water for 48 h and it is likely that this pretreatment promoted the development of urease activity of the microorganisms (naturally present in the residue), which in turn, promoted rapid decomposition of urea at such early stage of composting process. The  $\text{NH}_4^+\text{-N}$  content then increased again and reached  $3965 \text{ mg kg}^{-1}$  (17.5% of TN) on Week 2. After this peak, the  $\text{NH}_4^+\text{-N}$  content in the substrate decreased rapidly and only  $66.2 \text{ mg kg}^{-1}$  was measured on Week 6, which was apparently due to the transformation to  $\text{NO}_3^-\text{-N}$  (Fig. 4d) as well as volatilization of  $\text{NH}_3$  (data not presented). After Week 6, the  $\text{NH}_4^+\text{-N}$  content followed a gradual increase to reach a value of  $155.6 \text{ mg kg}^{-1}$  on Week 10 before to decrease again and stabilize at  $88.9 \text{ mg kg}^{-1}$  until the end of experiment.

The  $\text{NO}_3^-\text{-N}$  contents in both compost substrates were very low at the early stage of composting (Fig. 4d). In the rice straw compost with HTT, the  $\text{NO}_3^-\text{-N}$  content was about  $87.8 \text{ mg kg}^{-1}$  on Week 0 and the value soon decreased to  $12.9 \text{ mg kg}^{-1}$  on Week 2. After Week 2, the  $\text{NO}_3^-\text{-N}$  content did not show significant change until Week 6 (Table 2). Probably, relatively high temperature (over  $55^\circ\text{C}$ ) during the active phase of composting suppressed the growth of nitrifying bacteria. After Week 6, when temperature became close to the room temperature, the  $\text{NO}_3^-\text{-N}$  contents started to increase slowly but consistently. The reason for such slow rate in the  $\text{NO}_3^-\text{-N}$  formation could be slow rate of organic nitrogen remineralization that has had been immobilized by microorganism during the active phase. In fact, it is said that when nitrogen is incorporated into microbial cellular substances it becomes relatively stable (Marumoto et al., 1977). The  $\text{NO}_3^-\text{-N}$  contents in the rice straw compost without HTT were highly dynamic. If the  $\text{NO}_3^-\text{-N}$  contents were about  $31.7$  and  $17.9 \text{ mg kg}^{-1}$  on respective Week 0 and Week 2, relatively high content was detected on Week 4 ( $979.9 \text{ mg kg}^{-1}$ ). This could be favored by the presence of high ammonia as well as temperature drop in compost to around  $40^\circ\text{C}$ . The later one could be affected by the coarse structure of the untreated substrate, which might permit 'good' aeration of compost. The available  $\text{NO}_3^-\text{-N}$  was then immediately lost through denitrification process as relatively low content of the  $\text{NO}_3^-\text{-N}$  ( $44.4 \text{ mg kg}^{-1}$ ) was measured on Week 6. This was concluded because there was still a large net loss in total N (data not presented) although no leaching or ammonia volatilization occurred during this period. In the following weeks, the  $\text{NO}_3^-\text{-N}$  contents increased but fluctuated between 220 and  $550 \text{ mg kg}^{-1}$ .

From the  $\text{NH}_4^+\text{-N}/\text{NO}_3^-\text{-N}$  ratio, the compost products in both reactors should have entered maturation phase at Week 6, since from this point the ratio for both cases did not exceed the established value (i.e.  $>3$ ). However, the  $\text{NH}_4^+\text{-N}/\text{NO}_3^-\text{-N}$  ratios cannot be used as an indicator of maturity in this research because, the  $\text{NH}_4^+\text{-N}$  and  $\text{NO}_3^-\text{-N}$  contents in either composts were not sufficiently high, i.e.  $>250 \text{ mg kg}^{-1}$  OM (CCQC, 2001).

### 3.4. Variations in OM content

During the composting process, part of OM in the substrate is converted to  $\text{CO}_2$ ,  $\text{H}_2\text{O}$  and energy, while the remainder is eventually converted to stable organic compounds (Insam and de Bertoldi, 2007). Therefore, the content of OM should decrease during composting process. The losses of OM content during composting of the rice straw with and without HTT are illustrated in Fig. 4e.

**Table 2**  
Variations in selected biochemical properties during composting of rice straw with and without HTT.

Parameters	Composting periods (weeks)							
	0	2	4	6	8	10	12	14
pH	3.86 ± 0.12a [6.81 ± 0.08a]	8.23 ± 0.25b [8.18 ± 0.23b]	8.26 ± 0.20b [7.91 ± 0.14b]	8.41 ± 0.16b [8.04 ± 0.17b]	8.11 ± 0.12b [7.78 ± 0.13b]	8.08 ± 0.16b [8.12 ± 0.09b]	7.99 ± 0.14b [8.08 ± 0.12b]	7.84 ± 0.08b [7.77 ± 0.10b]
EC (dS m <sup>-1</sup> )	4.75 ± 0.05a [2.20 ± 0.06a]	3.78 ± 0.03b [2.38 ± 0.17a]	2.92 ± 0.15c [1.82 ± 0.11a]	2.96 ± 0.07c [1.62 ± 0.20a]	2.88 ± 0.10c [1.90 ± 0.15a]	2.88 ± 0.07c [1.84 ± 0.11a]	3.02 ± 0.08c [1.95 ± 0.16a]	3.00 ± 0.05c [2.21 ± 0.18a]
NH <sub>4</sub> <sup>+</sup> -N (mg kg <sup>-1</sup> DM)	135.1 ± 9.0a [1747 ± 12a]	1167 ± 21b [3965 ± 44b]	565.2 ± 5.4c [700.0 ± 20.7c]	93.75 ± 5.51a [66.18 ± 3.90d]	39.77 ± 5.68d [137.5 ± 8.86e]	16.67 ± 3.06d [155.6 ± 6.1e]	22.22 ± 5.56d [88.89 ± 5.56d]	16.67 ± 5.56d [88.89 ± 5.00d]
NO <sub>3</sub> <sup>-</sup> -N (mg kg <sup>-1</sup> DM)	87.80 ± 0.01a [31.71 ± 3.66a]	12.89 ± 5.37b [17.91 ± 5.37a]	32.85 ± 5.47b [97.99 ± 11.0b]	38.84 ± 0.04b [44.44 ± 5.56a]	60.36 ± 1.12c [302.9 ± 17.9c]	94.03 ± 5.53a [222.4 ± 6.6c]	98.45 ± 5.53a [544.3 ± 35.4d]	161.50 ± 2.2d [384.2 ± 0.01e]
OM (%)	88.54 ± 0.02a [90.19 ± 0.15a]	84.12 ± 0.08b [84.23 ± 0.25b]	80.52 ± 0.10c [81.88 ± 0.07c]	77.66 ± 0.12d [78.03 ± 0.15d]	76.91 ± 0.15de [76.07 ± 0.08e]	76.16 ± 0.17de [72.96 ± 0.05f]	76.12 ± 0.07e [71.11 ± 0.05h]	76.24 ± 0.24d [70.11 ± 0.05h]
Total C (%)	43.51 ± 0.40a [42.96 ± 0.06a]	41.25 ± 0.42b [39.10 ± 0.10b]	41.90 ± 0.01b [39.32 ± 0.04c]	40.83 ± 0.16c [37.82 ± 0.04c]	40.69 ± 0.02c [36.27 ± 0.03d]	40.89 ± 0.07d [35.68 ± 0.06e]	40.61 ± 0.05e [34.22 ± 0.01f]	40.47 ± 0.06e [33.71 ± 0.02g]
Total N (%)	1.59 ± 0.002a [1.67 ± 0.01a]	2.38 ± 0.03b [2.27 ± 0.03b]	2.93 ± 0.01c [2.26 ± 0.01b]	3.27 ± 0.02d [2.33 ± 0.01c]	3.34 ± 0.02e [2.61 ± 0.01d]	3.39 ± 0.02f [2.89 ± 0.01e]	3.43 ± 0.01f [2.98 ± 0.003f]	3.42 ± 0.003f [3.02 ± 0.004 g]
C to N ratio	27.37 ± 0.25a [25.72 ± 0.18a]	17.33 ± 0.37b [17.23 ± 0.19b]	14.30 ± 0.03c [17.40 ± 0.08b]	12.49 ± 0.05d [16.23 ± 0.04c]	12.18 ± 0.07e [13.90 ± 0.06d]	12.06 ± 0.04e [12.35 ± 0.01e]	11.84 ± 0.01f [11.49 ± 0.01f]	11.83 ± 0.02f [11.16 ± 0.01g]
CO <sub>2</sub> evolution (mg g <sup>-1</sup> OM d <sup>-1</sup> )	88.59 ± 0.14a [57.35 ± 1.33a]	28.25 ± 0.62b [38.01 ± 0.37b]	14.83 ± 0.15c [28.25 ± 0.30c]	8.05 ± 0.10d [30.29 ± 0.48c]	5.19 ± 0.17e [29.81 ± 0.47c]	4.08 ± 0.05f [21.80 ± 0.31d]	3.33 ± 0.05 g [17.19 ± 0.29e]	2.42 ± 0.16 h [12.28 ± 0.10f]
Germination index (%)	0.00 ± 0.00a [0.00 ± 0.00a]	46.07 ± 1.1b [7.25 ± 0.80b]	87.66 ± 2.3 cd [122.8 ± 5.3ce]	83.73 ± 2.3ce [107.5 ± 7.0d]	92.05 ± 3.0d [108.6 ± 4.1d]	83.91 ± 2.0e [124.8 ± 1.1e]	85.47 ± 4.4e [106.7 ± 1.6d]	88.11 ± 2.4de [104.7 ± 1.5d]

The results are the means of three replicates ± standard error. Values within the same row followed by the same letter(s) do not differ significantly according to *t*-Test ( $\alpha = 0.05$ ). A [B], where A = with HTT and [B = without HTT].

The initial OM contents were approximately equal in both compost reactors. The contents decreased during the course of composting from 88.54 to 76.24% in the rice straw compost with HTT, and from 90.19 to 70.11% in the rice straw compost without HTT. The loss of OM in the rice straw compost with HTT occurred predominantly during the active stage, specifically, between Week 0 and Week 6, when the temperature (Fig. 3) and microbial activity (Fig. 4g) were high. This can be explained by the idea that most of the OM in the substrate was depleted by microorganism at this stage. Subsequently, the loss of OM in the rice straw with HTT slowed down and became fairly stable after Week 6. This behavior in OM loss coincided well with the evolution of the C/N ratio (Fig. 4f) and microbial activity (Fig. 4g), which may suggest that the compost have indeed reached stability. However, the loss of OM in the rice straw compost without HTT occurred throughout the composting process, reflecting the high rate of biodegradation in the substrate. The high rate of degradation was also reflected by high microbial activity in the compost (Fig. 4g), although a greater loss in OM content was achieved at the end of the process (20.18% compared to 12.29% in the rice straw compost with HTT). In this experiment, in fact, the rice straw residue during the HTT process was enriched in lignin fraction (Table 1) because of partial losses of hemicellulose polysaccharides. Therefore, this difference in OM mineralization is attributed mainly to the higher content of lignin in the rice straw compost with HTT (Komilis and Ham, 2003).

### 3.5. Variations in C/N Ratio

The C/N ratio is an important agronomic parameter of final compost product as it was found to affect immobilization and release of nitrogen and other important crop nutrients in the soil (Ahmad et al., 1969). Because of higher loss of carbon compounds generally, decreasing trend in C/N ratio is expected. The C/N ratio smaller than 25 is indicative of an acceptable maturity (CCQC, 2001), a ratio of 15 or even less being most preferable (Jimenez and Garcia, 1989). The trends in C/N ratio of the rice straw composts with and without HTT are illustrated in Fig. 4f.

The major reduction in the C/N ratio of the rice straw compost with HTT occurred during the active phase of decomposition, i.e. Week 0 and Week 6. The C/N ratio values at Week 0 and Week 6 were 27.4 and 12.5, respectively. This can suggest that biodegradation rate of the rice straw was enhanced with HTT. After Week 6, the C/N ratio leveled off and stabilized around 12, which could indicate stability of the compost. Indeed, the compost could be stable from this point, since this value is very close to the C/N ratio of many humic substances found in stable soil organic matters (Kuwatsuka et al., 1978). As for the C/N ratio of the rice straw compost without HTT, considerable decrease from the initial value of 25.7–17.2 occurred between Week 0 and Week 2. One of the possible reasons for this rapid drop could be the decomposition of easily available carbons by microorganisms. Then, the C/N ratio remained unchanged until Week 4, implying that the loss of nitrogen from the system was also substantial during this period. After Week 4, the C/N ratio started to decrease again and the compost had a C/N ratio of about 11.2 on Week 14. However, continuous decrease in the profile of the C/N ratio suggests that the substrate is rich in some carbon materials that are yet to be degraded. Therefore, as stated by Jimenez and Garcia (1989), a C/N ratio cannot be considered indicative of compost maturity until stability in the C/N ratio change is not seen.

### 3.6. Evolution of carbon dioxide

As compost approaches stability microbial activity decreases and the CO<sub>2</sub> evolution rate is expected to decline (Wichuk and

**Table 3**  
Pearson correlation coefficient between measured parameters of rice straw compost with and without HTT.

	pH	EC	NH <sub>4</sub> <sup>+</sup> –N	NO <sub>3</sub> <sup>-</sup> –N	OM	C/N ratio	CO <sub>2</sub> evolution	GI
pH	–	–0.882** [ns]	ns [ns]	ns [ns]	ns [ns]	ns [ns]	ns [ns]	0.872** [ns]
EC		–	ns [ns]	ns [ns]	0.937** [ns]	0.975** [ns]	0.968** [ns]	–0.997** [–0.753*]
NH <sub>4</sub> <sup>+</sup> –N			–	ns [ns]	ns [ns]	ns [ns]	ns [ns]	ns [–0.849**]
NO <sub>3</sub> <sup>-</sup> –N				–	ns [ns]	ns [ns]	ns [ns]	ns [ns]
OM					–	0.954** [0.940**]	0.934** [0.926**]	–0.943** [–0.770*]
C/N ratio						–	0.998** [0.960**]	–0.976** [–0.736*]
CO <sub>2</sub> evolution							–	–0.969** [–0.797*]
GI								–

ns, not significant.

A [B], where A = with HTT and [B = without HTT].

\* Significant at  $p < 0.05$ .

\*\* Significant at  $p < 0.01$ .

McCartney, 2010). According to CCQC (2001), a compost product with microbial activity of less than 8.0 mg CO<sub>2</sub> g<sup>-1</sup>OM d<sup>-1</sup> is stable and mature. Fig. 4g shows the evolution of CO<sub>2</sub> as an indication of stability during the composting of rice straw with and without HTT.

In the early stages of the process, the CO<sub>2</sub> evolution rate for the rice straw compost with HTT was about 1.7 times higher than for the rice straw compost without HTT because of the enhancement of the rice straw digestibility after pretreatment (Thomsen et al., 2009). The CO<sub>2</sub> evolution rate then decreased rapidly and the threshold stability value of 8.0 mg CO<sub>2</sub> g<sup>-1</sup>OM d<sup>-1</sup> was reached soon on Week 6. This result corresponds well with the change of other measured parameters and further confirmed that the rice straw compost with HTT reached an obvious stabilization phase on Week 6. However, there was no clear trend in the CO<sub>2</sub> evolution rate for the rice straw compost without HTT. Initially, the CO<sub>2</sub> evolution rate decreased to reach a value of 28.25 mg CO<sub>2</sub> g<sup>-1</sup>OM d<sup>-1</sup> on Week 4, and then no significant change occurred (Table 2) until Week 8. It is likely that microbial activity during Week 4 and Week 8 was supported by the release of carbon from cellulose that was largely unavailable until Week 4 due to protective effect of hemicellulose–lignin association (Malherbe and Cloete, 2002.). In the following weeks, the CO<sub>2</sub> evolution rate started to decrease again, but the value measured at the end of experiment (Week 14) was still high (12.28 mg CO<sub>2</sub> g<sup>-1</sup>OM d<sup>-1</sup>). Such a high microbial activity could suggest that the residue had not stabilized yet and is far away from stability phase.

### 3.7. Germination index

While organic materials decompose, a variety of metabolic compounds are released during composting and these compounds can be toxic to plants (Zucconi et al., 1985). The GI was a sensitive indicator and its increase corresponded with the decreases in concentrations of phytotoxic compounds as compost aged (Tiquia and Tam, 1998). Compost with GI of ≥80% is considered phytotoxic-free and adequately matured (CCQC, 2001). Fig. 4h shows the change of GI percentage during the composting of rice straw with and without HTT.

The initial GI was 0% for both compost products. Then, soon both composts overcame the threshold value (≥80%) and yielded high GI (87.7–122.8%) on Week 4, which may indicate the disappearance of phytotoxic compounds (Tiquia and Tam, 1998). The GI in rice straw compost with HTT on Week 0 and Week 2 could

be controlled by high EC value, since the increases in GI values corroborated well with the decreases in EC values during this period. The low GI in rice straw compost without HTT probably was due to the phytotoxic effect of urea and associated NH<sub>4</sub><sup>+</sup>–N release during the early stage of composting (Fig. 4c). The GI fluctuations observed for both compost products after Week 4 onwards, are in agreement with the finding of Zucconi and de Bertoldi (1987). The higher GI (104.7–124.8%) found after Week 4 for rice straw compost without HTT suggests that the high content of NO<sub>3</sub><sup>-</sup>–N (Fig. 4d) might exert a positive influence on GI (Tiquia and Tam, 1998). However, these results demonstrated that the compost would not have any phytotoxic effects, even if the microbial activity was still high and that stability and maturity are different compost properties.

### 3.8. Correlation between stability and maturity parameters

The Pearson correlation coefficient ( $r$ ) among measured parameters was calculated in order to find a simplest indicator(s) which could be used to assess the stability and maturity of the compost with and without HTT. Table 3 indicates that there was very strong statistical correlation (at  $p < 0.01$ ) among various stability and maturity parameters of rice straw compost with HTT. Specifically, the CO<sub>2</sub> evolution had very strong positive correlation with the EC (0.968), OM (0.934) and C/N ratio (0.998). On the other hand, the GI had very strong but negative correlation with the EC (–0.997), OM (–0.943) and C/N ratio (–0.976). There was also very strong negative correlation between the GI and the CO<sub>2</sub> evolution (–0.969). According to these statistical results, the EC and C/N ratio (or OM) may be used to evaluate stability and maturity of rice straw compost with HTT. As for rice straw compost without HTT, the CO<sub>2</sub> evolution correlated well (at  $p < 0.01$ ) with OM (0.926) and C/N ratio (0.960). A strong negative correlations (at  $p < 0.05$ ) were also calculated between the GI and the EC (–0.753), OM (–0.772), C/N ratio (–0.736) and the CO<sub>2</sub> evolution (–0.797). However, it appears that the use of the parameters such as the EC, C/N ratio and OM is not sufficient for determination of both the stability and maturity of rice straw compost without HTT. For example, compost had the GI as high as an indicative of mature compost but resulted in the high CO<sub>2</sub> evolution, which is indicative of unstable compost. Therefore, conducting respirometric test is also necessary in order to ensure an adequate evaluation of stability and maturity of rice straw compost without HTT.

#### 4. Conclusion

Bin-scale composting of rice straw following the pilot-scale of HTT was performed in order to adequately evaluate the novel HTT technology in enhancing stability and maturity of rice straw compost. According to the results, the HTT (180 °C, 1.0 MPa) can efficiently enhance rice straw compost process. The compost product can be considered stable and adequate for field application after 6 weeks. Furthermore, the compost end product is like free of weeds, pests and pathogens because of 'sterilization' during the pretreatment process. However, compost with HTT may prove phytotoxic if used as growing media for EC sensitive plants.

#### References

- Agbor, V.B. et al., 2011. Biomass pretreatment: fundamentals toward application. *Biotechnol. Adv.* 29, 675–685.
- Ahmad, Z., Kai, H., Harada, T., 1969. Factors affecting immobilization and release of nitrogen in soil and chemical characteristics of the nitrogen newly immobilized. *Soil Sci. Plant Nutr.* 15 (6), 252–258.
- CCQC (The California Compost Quality Council), 2001. *Compost Maturity Index*. Nevada, CA, USA.
- FAO (Food and Agriculture Organization of the United Nations), 2013. *FAOSTAT*. Available at: <http://faostat3.fao.org/faostat-gateway/go/to/home/E> (Verified on 15.10.2013).
- Gasde, B., Bonnet, C., Menke, C., Garivait, S., 2009. Air pollutant emissions from rice straw open field burning in India, Thailand and the Philippines. *Environ. Pollut.* 157, 1554–1558.
- Goyal, S., Sindhu, S.S., 2011. Composting of rice straw using different inocula and analysis of compost quality. *Microbiol. J.* 1 (4), 126–138.
- Guo, R. et al., 2012. Effect of aeration rate, C/N ratio and moisture content on the stability and maturity of compost. *Bioresour. Technol.* 112, 171–178.
- Hase, T., Kawamura, K., 2012. Evaluating compost maturity with a newly proposed index based on a germination test using Komatsuna (*Brassica rapa* var. *peruviridis*) seeds. *J. Mater. Cycles Waste Manag.* 14 (3), 220–227.
- Haug, R.T., 1993. *The Practical Handbook of Compost Engineering*. Lewis Publishers, Boca Raton, ISBN 0873713737.
- Hosseini, S.M., Aziz, H.A., 2013. Evaluation of thermochemical pretreatment and continuous thermophilic condition in rice straw composting process enhancement. *Bioresour. Technol.* 133, 240–247.
- Insam, H., de Bertoldi, M., 2007. Microbiology of composting process. In: Diaz, L.F., de Bertoldi, M., Bidlingmaier, W., Stentiford, E. (Eds.), *Compost Science and Technology*. Waste Management Series. Elsevier Science, p. 26.
- Jiang, T., Schuchardt, F., Li, G.X., Guo, R., Zhao, Y.Q., 2011. Effect of C/N ratio, aeration rate and moisture content on ammonia and greenhouse gas emission during the composting. *J. Environ. Sci.* 23 (10), 1754–1760.
- Jimenez, E.L., Garcia, V.P., 1989. Evaluation of city refuse compost maturity: a review. *Biol. Waste.* 27, 115–142.
- Kluczek-Turpeinen, B., 2007. Lignocellulose degradation and humus modification by the fungus *Paecilomyces inflatus*. *Acad. Diss. Microbiol.*, University of Helsinki, Helsinki.
- Komilis, D.P., Ham, R.K., 2003. The effect of lignin and sugars to the aerobic decomposition of solid wastes. *Waste Manag.* 23, 419–423.
- Komilis, D., Kletsa, C., 2012. Static respiration indices to investigate compost stability: effect of sample weight and temperature and comparison with dynamic respiration indices. *Bioresour. Technol.* 121, 467–470.
- Kuwatsuka, Sh., Tsutsuki, K., Kumada, K., 1978. Chemical studies on soil humic acids: I. Elemental composition of humic acids. *Soil Sci. Plant Nutr.* 24 (3), 337–347.
- Malherbe, S., Cloete, T.E., 2002. Lignocellulose biodegradation: fundamentals and applications. *Rev. Environ. Sci. Biotechnol.* 1, 105–114.
- Marumoto, T., Kai, H., Yoshida, T., Harada, T., 1977. Chemical fractions of organic nitrogen in acid hydrolysates given from microbial cells and their cell wall substances and characterization of decomposable soil organic nitrogen due to drying. *Soil Sci. Plant Nutr.* 23 (2), 125–134.
- Mondini, C., Dell'Abate, T.M., Leita, L., Benedetti, A., 2003. An integrated chemical, thermal, and microbiological approach to compost stability evaluation. *J. Environ. Qual.* 32, 2379–2386.
- Mueller, S.A., Anderson, J.E., Wallington, T.J., 2011. Impact of biofuel production and other supply and demand factors on food price increases in 2008. *Biomass Bioenerg.* 35, 1623–1632.
- Nakhshiniev, B., Gonzales, H.B., Yoshikawa, K., 2012. Hydrothermal treatment of date palm lignocellulose residue for organic fertilizer conversion: effect on cell wall and aerobic degradation rate. *Compost Sci. Util.* 20 (4), 245–253.
- Ndegwa, P.M., Hristov, A.N., Arogo, J., Sheffield, R.E., 2008. A review of ammonia emission mitigation techniques for concentrated animal feeding operations. *Biosyst. Eng.* 100, 453–469.
- Silva, M.E.F., Lemos, L.T., Bastos, M.M.S.M., Nunes, O.C., 2013. Recovery of humic-like substances from low quality composts. *Bioresour. Technol.* 128, 624–632.
- Tang, J.C., Shibata, A., Zhou, Q., Katayama, A., 2007. Effect of temperature on reaction rate and microbial community in composting of cattle manure with rice straw. *J. Biosci. Bioeng.* 104, 321–328.
- Thomsen, M.H., Thygesen, A., Thomsen, A.B., 2009. Identification and characterization of fermentation inhibitors formed during hydrothermal treatment and following SSF of wheat straw. *Appl. Microbiol. Biotechnol.* 83, 447–455.
- Tiquia, S.M., Tam, N.F.Y., 1998. Elimination of phytotoxicity during co-composting of spent pig-manure sawdust litter and pig sludge. *Bioresour. Technol.* 65, 43–49.
- Tiquia, S.M., Tam, N.F.Y., Hodgkiss, I.J., 1996. Microbial activities during composting of spent pig-manure sawdust litter at different moisture contents. *Bioresour. Technol.* 55 (3), 201–206.
- Van Soest, P.J., 2006. Review - rice straw, the role of silica and treatments to improve quality. *Anim. Feed Sci. Tech.* 130, 137–171.
- Wang, P. et al., 2004. Maturity indices for composted dairy and pig manures. *Soil Biol. Biochem.* 36, 767–776.
- Wichuk, K.M., McCartney, D., 2010. Compost stability and maturity evaluation: a literature review. *Can. J. Civ. Eng.* 37 (11), 1505–1523.
- Yadvinder-Singh, Bijay-Singh., Timsina, J., 2005. Crop residue management for nutrient cycling and improving soil productivity in rice-based cropping systems in the tropics. *Adv. Agron.* 85, 269–470.
- Zucconi, F., de Bertoldi, M., 1987. Compost Specification for the Production and Characterization of Compost from Municipal Solid Waste. In: de Bertoldi, M., Ferranti, M.P., L'Hermite, P., Zucconi, F. (Eds.), *Compost Production Quality and Use*. Elsevier, Applied Science, pp. 30–50.
- Zucconi, F., Pera, A., Forte, M., De Bertoldi, M., 1981. Evaluating Toxicity of Immature Compost. *Biocycle.* 22, 54–57.
- Zucconi, F., Monaco, A., Forte, M., Beritodi, M., 1985. Phytotoxins during the stabilization of organic matter. In: Gasser, J.K.R. (Ed.), *Composting of Agricultural and other Wastes*. Elsevier, London, pp. 73–86.