



Accepted but uncorrected

**The first reported fatality associated with the synthetic opioid 3,4-dichloro-N-[2-(dimethylamino)cyclohexyl]-N-methylbenzamide (U-47700) and implications for forensic analysis**

Journal:	<i>Drug Testing and Analysis</i>
Manuscript ID	DTA-16-0092.R1
Wiley - Manuscript type:	Correspondence Case Reports
Date Submitted by the Author:	n/a
Complete List of Authors:	Elliott, Simon; ROAR Forensics Brandt, Simon; School of Pharmacy & Biomolecular Sciences , Liverpool John Moores University Smith, Christopher; ROAR Forensics
Keywords:	New psychoactive substances, Synthetic opioids, AH-7921, Post-mortem, Forensic
Abstract:	

SCHOLARONE™  
Manuscripts

view

# The first reported fatality associated with the synthetic opioid 3,4-dichloro-*N*-[2-(dimethylamino)cyclohexyl]-*N*-methylbenzamide (U-47700) and implications for forensic analysis

Simon P. Elliott,<sup>a,\*</sup> Simon D. Brandt<sup>b</sup>, Christopher Smith<sup>a</sup>

<sup>a</sup> ROAR Forensics, Malvern Hills Science Park, Geraldine Road, Malvern WR14 3SZ, UK

<sup>b</sup> School of Pharmacy and Biomolecular Sciences, Liverpool John Moores University, Byrom Street, Liverpool L3 3AF, UK

\* Correspondence to: Dr. Simon Elliott, ROAR Forensics, Malvern Hills Science Park, Geraldine Road, Malvern, Worcestershire, WR14 3SZ, UK; E-mail: simontox@yahoo.co.uk

**Running title:** First reported fatality involving the synthetic opioid U-47700

**Keywords:** New psychoactive substances; synthetic opioids; AH-7921; post-mortem; forensic

## Introduction

The search for synthetic opioids as alternatives to opium-based derivatives has provided an important impulse to drug development around the globe. An important goal in the systematic evaluation of new drug candidates is the identification of compounds that provide a more favorable side-effect profile, which includes reduced dependence-producing properties and abuse liability. A rich source of information about these research efforts can be found in the scientific literature. However, the exploration of these important discoveries has also been increasingly mined by large-scale producers of these materials, which are then offered for sale. These so-called 'research chemicals' or new psychoactive substances (NPS)<sup>[1]</sup> have created challenges to policy makers, clinicians, and law enforcement around the world.<sup>[2]</sup>

Recent examples of synthetic opioids that emerged as NPS on the market, and which were associated with severe cases of adverse effects, include 3,4-dichloro-*N*-[1-(dimethylamino)cyclohexylmethyl]benzamide (AH-7921), 1-cyclohexyl-4-(1,2-diphenylethyl)piperazines (MT-45) and *N*-phenyl-*N*-[1-(2-phenylethyl)piperidin-4-yl]acetamide (acetylfentanyl), respectively (Figure 1). Following the recommendation provided by the World Health Organization's Expert Committee on Drug Dependence (ECDD),<sup>[3]</sup> AH-7921 was placed in Schedule I of the 1961 Single Convention, as amended by the 1972 Protocol in 2015.<sup>[4]</sup> Furthermore, ECDD's recommendation to place MT-45 into Schedule I and acetylfentanyl in Schedules I and IV of the same Convention<sup>[5]</sup> have been recently confirmed by the Commission on Narcotic Drugs.<sup>[6]</sup>

1  
2  
3 3,4-Dichloro-*N*-[2-(dimethylamino)cyclohexyl]-*N*-methylbenzamide (U-47700) (Figure  
4 1) has recently emerged on the market and can be purchased from various Internet  
5 retailers and is a structural isomer of AH-7921 (Figure 1). The preparation of U-  
6 47700 and other derivatives was disclosed by the Upjohn Company in the 1970s<sup>[7]</sup>  
7 followed by the recognition that U-47700 showed increased analgesic properties and  
8 morphine-like behavioural features in mice compared to morphine itself.<sup>[8,9]</sup> The  
9 presence of two chiral centres gives rise to a *cis*- and *trans*- racemic mixture with the  
10 *trans*-form being advertised for sale. Binding studies also revealed that U-47700  
11 displayed an appreciable selectivity for the  $\mu$ -opioid receptor over the  $\kappa$ -opioid  
12 receptor.<sup>[10,11]</sup> A variety of cyclohexyl *trans*-1,2-diamines have been found to be  
13 potent analgesics and the vicinal 1,2-diamine pattern has provided access to a large  
14 range of substances with diverse biological activities.<sup>[12-14]</sup>  
15  
16

17  
18 Since U-47700 did not progress to clinical trials, there is no direct clinical information  
19 pertaining to its effects. Keeping in mind the various limitations that may be  
20 associated with descriptions obtained from self-reporting users, its effects have been  
21 described with various positive and negative symptoms but appeared to be  
22 essentially comparable to other opioids. Specifically, euphoria was reported in  
23 individuals, sometimes being short-lived, as well as general lift in mood with these  
24 desired effects being experienced in waves. The negative effects were also opioid-  
25 based, including nausea with some users describing respiratory depression. For  
26 some users, U-47700 had a shorter duration of action and the urge to keep re-dosing  
27 was stated as being very high.<sup>[15,16]</sup>  
28  
29  
30

### 31 Case History

32  
33 In January 2016, a 27-year old male was found dead at home. It was believed he  
34 may have snorted mirtazapine (prescribed anti-depressant) and was a user of  
35 cannabis, ketamine, "MCAT" (cathinones) and "legal highs". There was evidence of  
36 powder in his nasal area, which was obtained for analysis. At autopsy, no natural  
37 disease or cause of death was found. At the direction of HM Coroner, toxicological  
38 analysis was performed for alcohol and a wide range of drugs.  
39  
40  
41

### 42 Experimental

#### 43 *Reagents and standards*

44  
45 All solvents and chemicals used, e.g. acetonitrile, 1-chlorobutane, sodium carbonate,  
46 sulphuric acid, formic acid, triethylammonium phosphate buffer (TEAP) and  
47 ammonium formate, were of analytical grade or equivalent from Sigma Aldrich  
48 (Dorset, UK) and/or Rathburn Chemicals Ltd. (Walkerburn, Scotland, UK). A sample  
49 of *trans*-U-47700 was obtained from Scientific Supplies Ltd. (London, UK).  
50  
51  
52

#### 53 *Instrumentation*

54  
55 HPLC-DAD analysis was performed using a Dionex 3000 Ultimate liquid  
56 chromatography system coupled to a UV diode array detector (Thermo Fisher, St  
57  
58  
59  
60

1  
2  
3 Albans, UK). An ABSciex 3200 QTRAP mass spectrometer coupled to an Agilent  
4 1200 HPLC-DAD system (ABSciex, Cheshire, UK) was used for LC-MS/MS analysis.  
5 An Agilent UHPLC-high resolution QTOF-MS system was used incorporating an  
6 Agilent 6540 UHD Accurate-Mass QTOF LC/MS coupled to an Agilent 1290 Infinity  
7 UHPLC system (Agilent, Cheshire, UK). The methodology and instrument  
8 parameters have been published previously.<sup>[17]</sup>  
9

#### 10 11 *Preparation of standards and method characterization*

12  
13 U-47700 was used to prepare fresh reference and calibration standards for the  
14 formal identification and quantitation in the specimens analyzed. Following  
15 determination of limit of detection (LOD) using an extended calibration range (from  
16 0.025 and 0.078 mg/L) and limit of quantitation (LOQ), a calibration range of 0.3125,  
17 0.625, 1.25, 2.5 and 5 mg/L was produced for U-47700 using blank equine plasma  
18 for validation according to Peters *et al.*<sup>[18]</sup> Internal quality control standards of 0.5  
19 mg/L and 2.5 mg/L were also produced. Intra-day and inter-day precision and  
20 accuracy were determined. For quantification, the post-mortem blood case sample  
21 was diluted 3-fold in equine plasma for matrix matching and replicate analysis.  
22  
23

#### 24 25 *Extraction and analysis*

26  
27 Basic back extraction using sodium carbonate buffer (with internal standards) and 1-  
28 chlorobutane solvent extraction of the calibration and case samples (blood and urine)  
29 was performed as previously described.<sup>[17]</sup> The chromatographic conditions for  
30 qualitative HPLC-DAD, HPLC-MS and UHPLC-QTOF-MS analysis were also based  
31 on previously published methods involving an acetonitrile gradient.<sup>[17]</sup> Quantitative  
32 HPLC-DAD analysis was based on 30% acetonitrile (with 25 mM TEAP buffer) under  
33 isocratic elution conditions at a flow rate of 2 mL/min. U-47700 eluted at 2.4 min.  
34  
35

### 36 37 **Results and discussion**

38  
39 Routine toxicological analysis of the post-mortem urine detected quetiapine (an  
40 antipsychotic), amphetamine (a psychostimulant), amitriptyline (an antidepressant),  
41 mexedrone (a new psychoactive substance) and ketamine (a dissociative  
42 anesthetic). Quetiapine (< 0.05 mg/L) and amphetamine (< 0.1 mg/L) were also  
43 detected in the post-mortem blood along with naproxen (an anti-inflammatory drug <  
44 0.8 mg/L) representing therapeutic (or recreational in the case of amphetamine)  
45 concentrations. No ethanol (alcohol) was detected. Aside from these findings, during  
46 HPLC-DAD analysis, initially unidentified compounds were detected in the blood and  
47 urine.  
48  
49

#### 50 51 *Differentiation between U-47700 and AH-7921*

52  
53 Subsequent analysis by targeted LC-MS (applied to identify a range of specific NPS)  
54 and non-targeted QTOF-MS, originally suggested the primary compound to be  
55 consistent with AH-7921 (Figure 1) based on ion transitions  $m/z$  329 > 173 and  $m/z$   
56 329 > 284, with only a very slight difference in retention time. The accurate mass of  
57  
58  
59  
60

1  
2  
3 the protonated molecule at  $m/z$  329.11812 was also consistent with  $C_{16}H_{23}Cl_2N_2O^+$ .  
4 However, both the retention time and UV spectrum differed when analyzed by the  
5 HPLC-DAD method. The primary compound with the identical analytical features was  
6 also found to be the constituent in the powder recovered from the deceased's  
7 nostrils.  
8

9  
10 Given knowledge of the existence of U-47700 on the NPS market, along with its  
11 structural similarity to AH-7921, U-47700 reference material was analyzed using  
12 HPLC-DAD, LC-MS and LC-QTOF-MS. Analysis confirmed the primary compound  
13 detected in the powder, post-mortem blood and urine to be U-47700 instead of AH-  
14 7921. Specifically, under HPLC-DAD conditions, U-47700 eluted at 7.85 min with a  
15 maximum peak at 201.7 nm compared to AH-7921 that eluted at 8.26 min with peaks  
16 at 205.4 nm and 241.3 nm. Figure 2 shows the overlaid UV spectra and the  
17 chromatographic separation of U-47700 from AH-7921. The separate spectra are  
18 provided as Supporting Information.  
19

20  
21 Analysis by triple quadrupole/linear ion trap LC-MS showed that both U-47700 and  
22 AH-7921 shared some primary product ions, such as  $m/z$  145, 173 and 284, which  
23 was in agreement with mass spectral data reported previously.<sup>[17,19,20]</sup> However, the  
24 product ions of interest, which allowed for the differentiation of both isomers, were  
25 detected at  $m/z$  204 and  $m/z$  81 (U-47700) and  $m/z$  190 and  $m/z$  95 (AH-7921),  
26 respectively (Figure 3). For example, in the case of AH-7921, the  $m/z$  190 ion would  
27 have been consistent with the protonated 3,4-dichlorobenzamide product ion  
28 whereas  $m/z$  204 reflected the 3,4-dichloro-*N*-methylbenzamide counterpart found in  
29 U-47700 (Figure 1). Correspondingly, the differences between  $m/z$  81 (U-47700) and  
30  $m/z$  95 (AH-7921) reflected the presence of the methylene group in AH-7921 that  
31 gave rise to a cyclohex-1-en-1-ylmethyl cation, thus, representing the mass shift of  
32 14 amu. It is therefore recommended that if solely relying on a targeted ion transition  
33 methodology for the detection of U-47700, the transitions  $m/z$  329 > 81 and  $m/z$  329  
34 > 204 will provide the appropriate specificity. Equally, specific transitions  $m/z$  329 >  
35 95 and  $m/z$  329 > 190 should be incorporated into any LC-MS method that aims to  
36 target the detection of AH-7921.  
37  
38  
39  
40

41 Analysis of femoral blood by high accuracy mass spectrometry confirmed the  
42 protonated molecule of U-47700 at  $m/z$  329.11812 compared to the reference  
43 standard at  $m/z$  329.11815 (Figure 4A and B). Both values were within 0.5 ppm of  
44 the calculated value at  $m/z$  329.11820. The chlorine related isotopic masses linked to  
45 the two chlorine atoms (M+2 and M+4) were also evident (Figure 4A). A  
46 representative example of a collision-induced dissociation tandem mass spectrum  
47 obtained from the analyte peak of a urine sample is shown in Figure 4C. The specific  
48 accurate mass product ions at  $m/z$  81.07023 ( $C_6H_9^+$ ,  $\Delta = 4.32$  ppm) and 203.99811  
49 ( $C_8H_8Cl_2NO^+$ ,  $\Delta = 1.76$  ppm) were consistent with the differentiating ions mentioned  
50 above (Figure 3). The suggested structures for these product ions are shown in  
51 Figure 4G.  
52  
53  
54

#### 55 *Detection of metabolites*

56  
57  
58 During the analysis of the case samples, apparent metabolites of U-47700 were also  
59  
60

1  
2  
3 detected, with greater abundance in blood compared to urine. Initially, this was  
4 observed by HPLC-DAD analysis through UV spectral comparison with the parent  
5 molecule and further confirmation was obtained from LC-MS investigations, which  
6 pointed towards similar product ions to U-47700 recorded under full scan mass  
7 spectrometry conditions. When high accuracy QTOF-MS analysis was carried out,  
8 the associated empirical formulae could be determined (Figure 4D-F) which pointed  
9 toward *N*-desmethyl and *N,N*-didesmethyl products. The appearance of AH-7921 *N*-  
10 desmethyl metabolites was consistent with those observed in the authors' laboratory  
11 and those reported in the literature.<sup>[17,19,20]</sup> The detection of the *m/z* 204 ion, i.e.  
12 protonated 3,4-dichloro-*N*-methylbenzamide (Figure 4G and Supporting Information),  
13 suggested that *N*-desmethylation must have occurred on the *N,N*-  
14 dimethylcyclohexanamine moiety (Figure 4H). Involvement of the *N*-methyl group  
15 would have otherwise given rise to the *m/z* 190 species and this was not observed  
16 under the conditions used. QTOF-MS/MS data for *N*-demethyl-U47700 identified in  
17 blood are provided as Supporting Information. The detection of the *N,N*-didesmethyl-  
18 U-47700 metabolite was based on QTOF-MS alone (Figure 4F) but the signal  
19 intensity was not sufficient to obtain acceptable QTOF-MS/MS data. The exact  
20 nature of this metabolite remained to be confirmed. The suggested structure (Figure  
21 4H) represented the primary amine species, i.e. carrying the *N*-(2-aminocyclohexyl)  
22 moiety. However, in the absence of high accuracy MS/MS data, this identification  
23 must remain speculative. Similar to CID-MS/MS data recorded for the *N*-desmethyl-  
24 U-47700 metabolite (Figure 4D and G), a key product ion that might be expected for  
25 the primary amine metabolite would have been at *m/z* 203.99775.  
26  
27  
28  
29  
30

### 31 *Quantitative analysis*

32  
33 For quantitative analysis by HPLC-DAD, validation of the method showed intra-day  
34 accuracy and precision values of < 2% (at 0.5 and 2.5 mg/L), inter-day accuracy and  
35 precision values of < 18% and < 6%, respectively (at 0.5 and 2.5 mg/L), a limit of  
36 detection of 0.05 mg/L and a limit of quantitation of 0.3125 mg/L utilizing the lowest  
37 calibrator. U-47700 was subsequently measured at a concentration of 1.46 mg/L in  
38 post-mortem femoral blood.  
39

40  
41 As there are currently no other published fatalities involving U-47700, concentration  
42 data obtained from post-mortem blood cannot be used for comparison. However, if  
43 related to morphine or AH-7921 blood concentrations, a femoral blood concentration  
44 of 1.46 mg/L could be considered excessive. During the investigation of AH-7921  
45 deaths by this laboratory, post-mortem femoral blood AH-7921 concentrations of  
46 0.05, 0.35, 0.58, 0.84 and 4.46 mg/L were found. Other drugs and/or alcohol were  
47 detected in all of the cases but only contributed or provided an alternative cause of  
48 death in two of the cases (associated with femoral blood concentrations of 0.05 and  
49 0.35 mg/L). Other deaths in Europe reported by various researchers involved AH-  
50 7921 concentrations between 0.03 and 0.99 mg/L.  
51  
52

53  
54 Nevertheless, as with all fatalities involving opiates and opioids, the toxicological  
55 significance will depend on the degree of any acquired tolerance through regular use.  
56 In the case described here, there was no information or evidence of regular  
57 opiate/opioid use and it was not clear whether the deceased would have known that  
58  
59  
60



1  
2  
3 the powder used was an opioid, irrespective of the exact composition (i.e. U-47700).  
4 Even if it were known to be an opioid, the purity of the substance would have most  
5 likely been unknown to the user, creating a dose-safety risk. As nasal insufflation of  
6 synthetic opioids (i.e. AH-7921) has been previously reported (and is also commonly  
7 associated with other drugs especially cocaine and synthetic stimulants), the route of  
8 administration in this case did not provide an inference of user knowledge as to the  
9 nature of the powder. Nonetheless, the major risk to life from opioids is their  
10 depressant effect on the central nervous system, notably causing respiratory  
11 depression, and in the absence of any other significant pathological or toxicological  
12 findings, fatal U-47700 toxicity was a likely outcome.  
13  
14

## 15 16 Conclusion

17  
18 The new psychoactive substance U-47700, a synthetic  $\mu$ -opioid receptor agonist and  
19 related to AH-7921, has recently emerged on the “research chemical” market. The  
20 fatality identified in this case presents for the first time a post-mortem femoral blood  
21 concentration, namely 1.46 mg/mL, and characterized metabolites. The combination  
22 of HPLC-DAD analysis with triple quadrupole/linear ion trap mass spectrometry (MS)  
23 and high accuracy QTOF-MS/MS allowed for an unambiguous identification. Given  
24 that U-47700 is a structural isomer of AH-7921, another synthetic opioid that has  
25 emerged in previous years, care has to be taken if relying solely on accurate mass  
26 (without fragmentation) and when choosing ion transitions for targeted analysis, in  
27 order to avoid misidentification.  
28  
29  
30

## 31 Acknowledgement

32  
33 The authors thankfully acknowledge the support from Scientific Supplies Ltd.  
34 (London, UK) and Dr. Pierce V. Kavanagh (Dublin, Ireland).  
35  
36

## 37 References

- 38  
39  
40 [1] S.D. Brandt, L.A. King, M. Evans-Brown. The new drug phenomenon. *Drug*  
41 *Test. Anal.* **2014**, *6*, 587.  
42 [2] Commission on Narcotic Drugs. Fifty-ninth session, Vienna, 14-22 March  
43 2014. New psychoactive substances: overview of trends, challenges and  
44 legal approaches. Report by LSS/RAB/DPA/UNODC. E/CN.7/2016/CRP.2.  
45 **2016**. Available at:  
46 [https://www.unodc.org/documents/commissions/CND/CND\\_Sessions/C](https://www.unodc.org/documents/commissions/CND/CND_Sessions/CND_59/ECN72016_CRP2_V1601405.pdf)  
47 [ND\\_59/ECN72016\\_CRP2\\_V1601405.pdf](https://www.unodc.org/documents/commissions/CND/CND_Sessions/CND_59/ECN72016_CRP2_V1601405.pdf) [25 March 2016]  
48 [3] WHO Expert Committee on Drug Dependence, *Thirty-sixth report*, World  
49 Health Organization, Geneva, Switzerland, **2015**.  
50 [4] International Narcotics Control Board, *Yellow List - List of Narcotic Drugs*  
51 *under International Control. Annex to Forms A, B and C 54th edition,*  
52 *December 2015*, International Narcotics Control Board, Vienna, Austria,  
53 **2015**.  
54 [5] WHO Expert Committee on Drug Dependence, *Thirty-seventh report*, World  
55 Health Organization, Geneva, Switzerland, **2016**.  
56  
57  
58  
59  
60

- 1  
2  
3 [6] UN Commission on Narcotic Drugs. CND Blog. Fifty-ninth session. Agenda  
4 Item 6b: Changes in the scope of control, 18 March 2016. Available at:  
5 [http://cndblog.org/2016/03/plenary-9th-meeting-item-6-](http://cndblog.org/2016/03/plenary-9th-meeting-item-6-implementation-of-the-international-drug-control-treaties/)  
6 [implementation-of-the-international-drug-control-treaties/](http://cndblog.org/2016/03/plenary-9th-meeting-item-6-implementation-of-the-international-drug-control-treaties/) [25 March  
7 2016].  
8  
9 [7] J. Szmuszkovicz. Analgesic N-(2-aminocycloaliphatic)benzamides. Patent  
10 No. US4098904A. The Upjohn Company, Michigan, USA, **1978**.  
11 [8] J. Szmuszkovicz, P.F. Von Voigtlander. Benzeneacetamide amines:  
12 structurally novel non- $\mu$  opioids. *J. Med. Chem.* **1982**, 25, 1125.  
13 [9] B.V. Cheney, J. Szmuszkovicz, R.A. Lahti, D.A. Zichi. Factors affecting  
14 binding of *trans*-N-[2-(methylamino)cyclohexyl]benzamides at the primary  
15 morphine receptor. *J. Med. Chem.* **1985**, 28, 1853.  
16 [10] G. Loew, J. Lawson, L. Toll, G. Frenking, I. Berzetei-Gurske, W. Polgar,  
17 Structure activity studies of two classes of beta-amino-amides: the search for  
18 kappa-selective opioids. In *Problems of Drug Dependence. NIDA Research*  
19 *Monograph 90. Proceedings of the 50th Annual Scientific Meeting. The*  
20 *Committee on Problems of Drug Dependence, Inc.*, (Ed.: L.S. Harris), United  
21 States Department of Health and Human Services, Rockville, **1988**, pp. 144.  
22 [11] G. Loew, L. Toll, J. Lawson, G. Frenking, W. Polgar. Opiate receptor  
23 heterogeneity: relative ligand affinities and molecular determinants of high  
24 affinity binding at different opiate receptors. *Prog. Clin. Biol. Res.* **1989**, 289,  
25 411.  
26 [12] E.T. Michalson, J. Szmuszkovicz. Medicinal agents incorporating the 1,2-  
27 diamine functionality. *Prog. Drug Res.* **1989**, 33, 135.  
28 [13] J. Szmuszkovicz. U-50,488 and the  $\kappa$  receptor: a personalized account  
29 covering the period 1973-1990. *Prog. Drug Res.* **1999**, 52, 167.  
30 [14] J. Szmuszkovicz. U-50,488 and the  $\kappa$  receptor Part II: 1991-1998. *Prog. Drug*  
31 *Res.* **1999**, 53, 1.  
32 [15] Drugs-Forum. U-47700 experiences/review. Available at: [https://drugs-](https://drugs-forum.com/forum/showthread.php?p=1667721)  
33 [forum.com/forum/showthread.php?p=1667721](https://drugs-forum.com/forum/showthread.php?p=1667721) [25 March 2016].  
34 [16] Bluelight thread: Novel opioid, U-47700. Available at:  
35 <http://www.bluelight.org/vb/threads/739960-Novel-opioid-U-47700> [25  
36 March 2016].  
37 [17] Y.N.A. Soh, S. Elliott. An investigation of the stability of emerging new  
38 psychoactive substances. *Drug Test. Anal.* **2014**, 6, 696.  
39 [18] F.T. Peters, O.H. Drummer, F. Musshoff. Validation of new methods.  
40 *Forensic Sci. Int.* **2007**, 165, 216.  
41 [19] R. Kronstrand, F.C. Kugelberg, G. Thelander, D. Lindstedt, M. Roman. Fatal  
42 intoxications associated with the designer opioid AH-7921. **2014**, 38, 599.  
43 [20] A. Wohlfarth, K.B. Scheidweiler, S. Pang, M. Zhu, M. Castaneto, R.  
44 Kronstrand, M.A. Huestis. Metabolic characterization of AH-7921, a synthetic  
45 opioid designer drug: in vitro metabolic stability assessment and metabolite  
46 identification, evaluation of in silico prediction, and in vivo confirmation. *Drug*  
47 *Test. Anal.* **2015**, DOI: 10.1002/dta.1856.  
48  
49  
50  
51  
52  
53  
54  
55

#### Figure captions

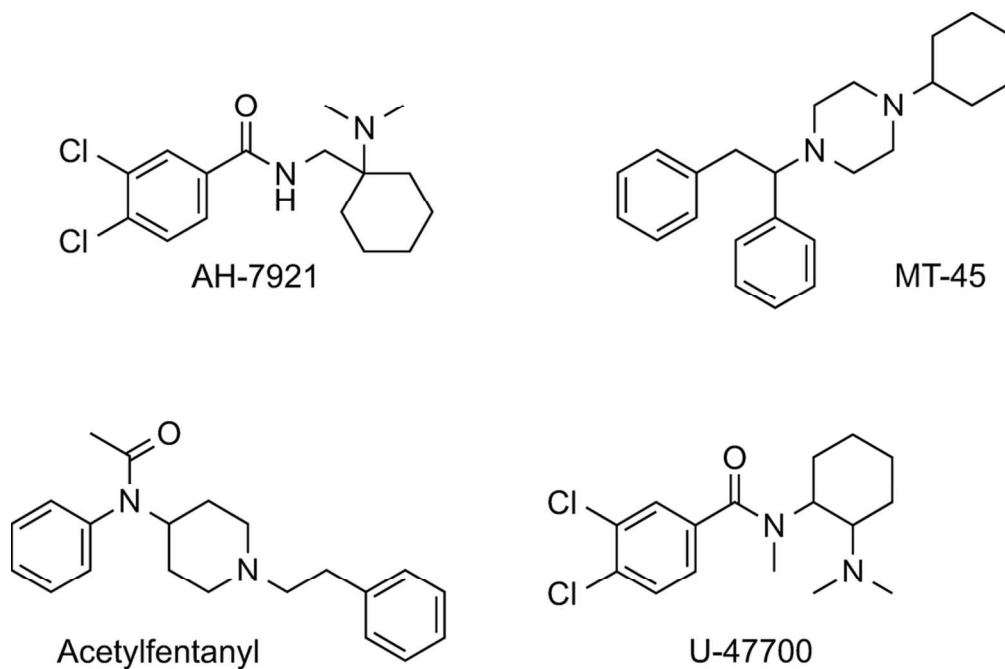


1  
2  
3 **Figure 1.** Examples of synthetic opioids that have emerged on the “research  
4 chemical” market. U-47700 has only emerged very recently but AH-7921, MT-45 and  
5 acetylfentanyl have been placed under international control.  
6

7 **Figure 2.** High performance liquid chromatography photodiode array detection data  
8 obtained from U-47700 and AH-7921 standards.  
9

10 **Figure 3.** Enhanced product ion scans of U-47700 and AH-7921 using electrospray  
11 ionization HPLC linear ion trap mass spectrometry. Both structural isomers were  
12 differentiated based on distinct product ions as indicated by the arrows.  
13

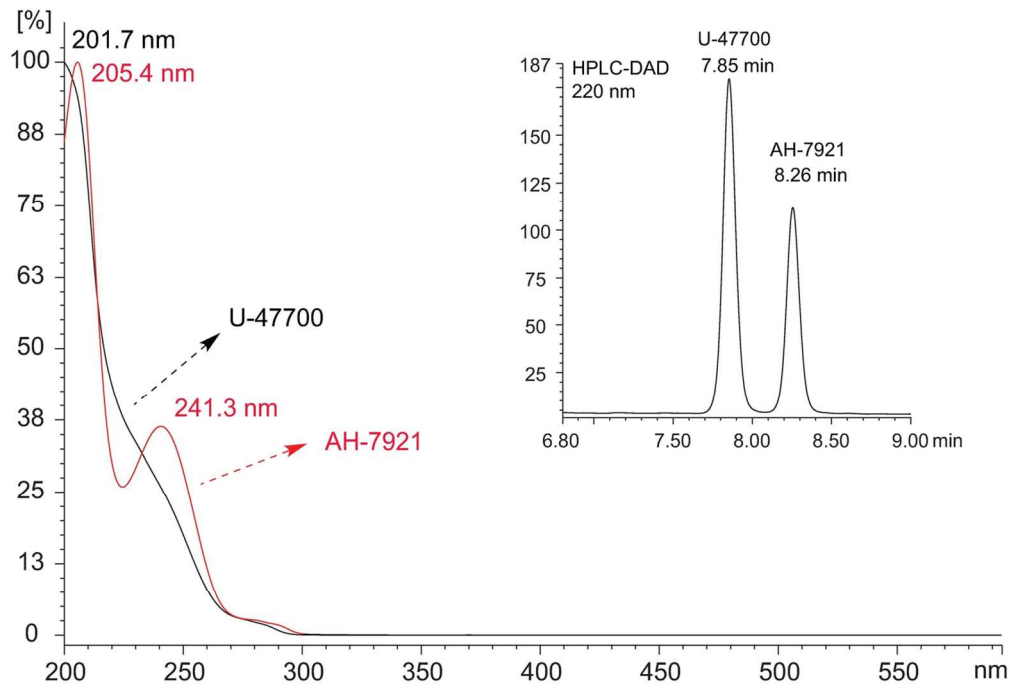
14 **Figure 4.** A–F: UHPLC high accuracy QTOF-MS and MS/MS data recorded for U-  
15 47700 and metabolites detected in post-mortem blood and urine. H: Structures of  
16 suggested CID-MS/MS key ions recorded for U-47700 and *N*-desmethyl-U-47700.  
17 These two key ions would not be detected in the tandem mass spectrum of its  
18 structural isomer AH-7921. H: Suggested structures for *N*-desmethyl-U-47700 and  
19 *N,N*-didesmethyl-U-47700.  
20  
21  
22  
23  
24  
25  
26  
27  
28  
29  
30  
31  
32  
33  
34  
35  
36  
37  
38  
39  
40  
41  
42  
43  
44  
45  
46  
47  
48  
49  
50  
51  
52  
53  
54  
55  
56  
57  
58  
59  
60



29  
30  
31  
32  
33  
34  
35  
36  
37  
38  
39  
40  
41  
42  
43  
44  
45  
46  
47  
48  
49  
50  
51  
52  
53  
54  
55  
56  
57  
58  
59  
60

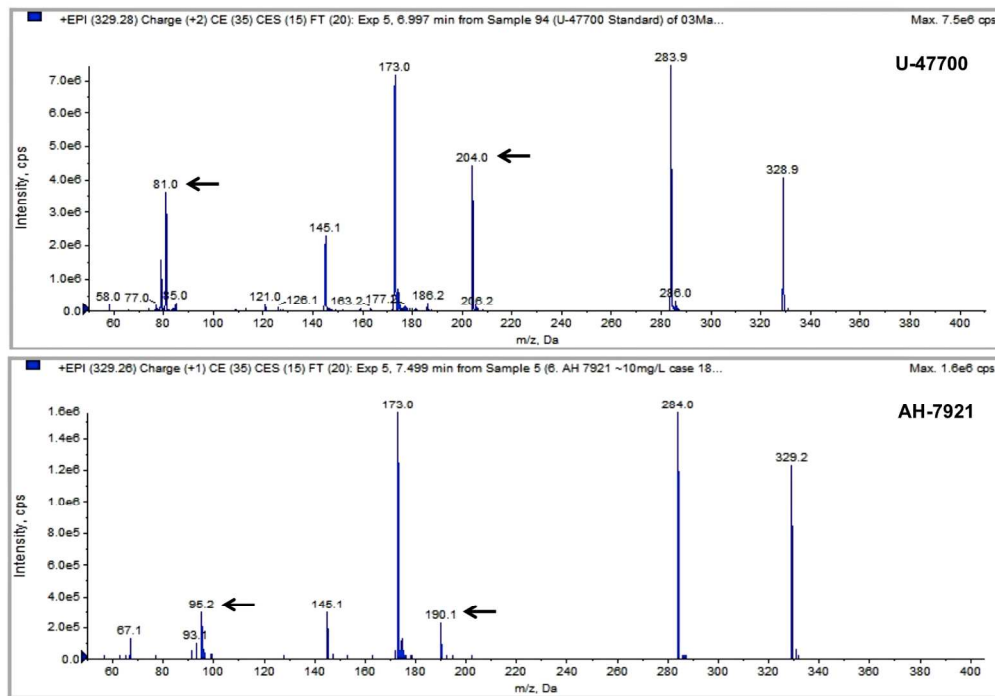
Figure 1. Examples of synthetic opioids that have emerged on the "research chemical" market. U-47700 has only emerged very recently but AH-7921, MT-45 and acetylfentanyl have been placed under international control.

90x59mm (300 x 300 DPI)



High performance liquid chromatography photodiode array detection data obtained from U-47700 and AH-7921 standards.  
125x85mm (300 x 300 DPI)

Review



Enhanced product ion scans of U-47700 and AH-7921 using electrospray ionization HPLC linear ion trap mass spectrometry. Both structural isomers were differentiated based on distinct product ions as indicated by the arrows.  
614x433mm (72 x 72 DPI)

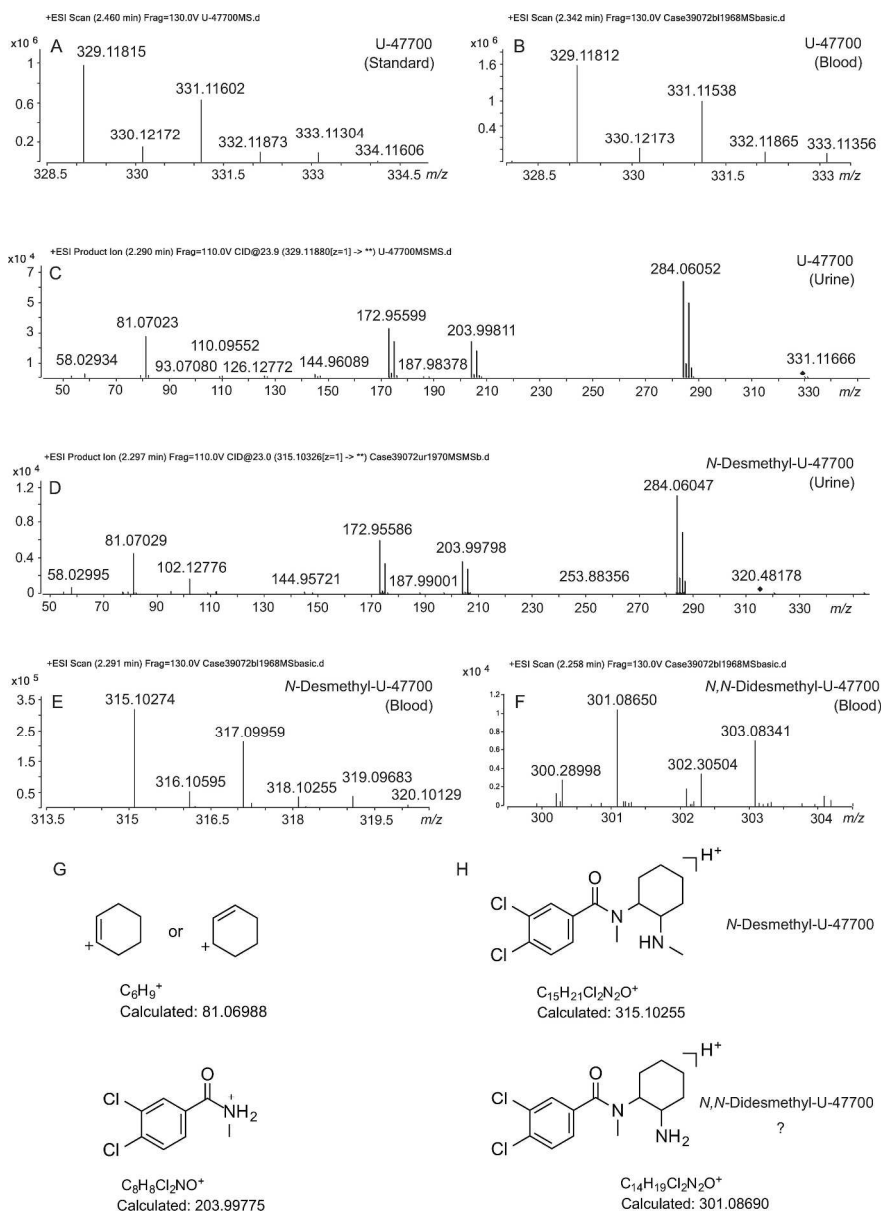


Figure 4. A–F: UHPLC high accuracy QTOF-MS and MS/MS data recorded for U-47700 and metabolites detected in post-mortem blood and urine. H: Structures of suggested CID-MS/MS key ions recorded for U-47700 and *N*-desmethyl-U-47700. These two key ions would not be detected in the tandem mass spectrum of its structural isomer AH-7921. H: Suggested structures for *N*-desmethyl-U-47700 and *N,N*-didesmethyl-U-47700.

284x390mm (300 x 300 DPI)