

# BMJ Open The effectiveness of self-management support interventions for men with long-term conditions: a systematic review and meta-analysis

Paul Galdas,<sup>1</sup> Jennifer Fell,<sup>1</sup> Peter Bower,<sup>2</sup> Lisa Kidd,<sup>3</sup> Christian Blickem,<sup>4</sup> Kerri McPherson,<sup>3</sup> Kate Hunt,<sup>5</sup> Simon Gilbody,<sup>1</sup> Gerry Richardson<sup>6</sup>

**To cite:** Galdas P, Fell J, Bower P, *et al.* The effectiveness of self-management support interventions for men with long-term conditions: a systematic review and meta-analysis. *BMJ Open* 2015;**5**:e006620. doi:10.1136/bmjopen-2014-006620

► Prepublication history and additional material is available. To view please visit the journal (<http://dx.doi.org/10.1136/bmjopen-2014-006620>).

Received 12 September 2014  
Revised 20 February 2015  
Accepted 26 February 2015

## ABSTRACT

**Objectives:** To assess the effectiveness of self-management support interventions in men with long-term conditions.

**Methods:** A quantitative systematic review with meta-analysis.

**Data sources:** The Cochrane Database of Systematic Reviews was searched to identify published reviews of self-management support interventions. Relevant reviews were screened to identify randomised controlled trials (RCTs) of self-management support interventions conducted in men alone, or which analysed the effects of interventions by sex.

**Review methods:** Data on relevant outcomes, patient populations, intervention type and study quality were extracted. Quality appraisal was conducted using the Cochrane Risk of Bias Tool. Meta-analysis was conducted to compare the effects of interventions in men, women, and mixed-sex sub-groups.

**Results:** 40 RCTs of self-management support interventions in men, and 20 eligible RCTs where an analysis by sex was reported, were included in the review. Meta-analysis suggested that physical activity, education, and peer support-based interventions have a positive impact on quality of life in men. However, there is currently insufficient evidence to make strong statements about whether self-management support interventions show larger, similar or smaller effects in men compared with women and mixed-sex groups.

**Conclusions:** Clinicians may wish to consider whether certain types of self-management support (eg, physical activity, education, peer support) are particularly effective in men, although more research is needed to fully determine and explore this.

## INTRODUCTION

Around 15 million people in the UK suffer from long-term conditions (LTCs), defined as a health problem that cannot currently be cured but can be managed through medication, therapy and/or lifestyle modification, such as hypertension, asthma, diabetes,

## Strengths and limitations of this study

- This is the first review to examine the moderating effect of sex in self-management support interventions.
- A substantial sample frame of 1887 potentially relevant studies (identified via 116 Cochrane reviews) were screened for eligibility against the inclusion criteria.
- The pragmatic nature of the search strategy, limiting to Cochrane reviews, means other relevant primary studies may have been missed, especially those published recently.

coronary heart disease and chronic kidney disease.<sup>1 2</sup> The figure is set to grow dramatically over the next 10 years, particularly those individuals living with three or more LTCs at once.<sup>2</sup> The increasing burden of LTCs coupled with the financial pressures facing the NHS and other healthcare providers around the world is leading to a shift in healthcare delivery.<sup>3</sup> Offering existing LTC care and services as currently configured will not be adequate if health and social care services are to be sustainable, person-centred, and appropriately target need while being resource efficient in the future.<sup>2 4</sup> Empowering and supporting the increasing number of people living with LTCs to develop their knowledge, skills and confidence to manage their own health has therefore become a key strategic objective of health providers.<sup>5</sup> So called ‘supported self-management’ is a key mechanism for optimising quality, effectiveness and efficiency of LTC care because of the potential to improve health outcomes; help patients make better, more informed use of available healthcare support; and avoid interventions that are burdensome for patients, inappropriate to their needs, and inefficient for healthcare providers.<sup>2 6</sup> Delivered on a large scale, self-management support interventions have the



CrossMark

For numbered affiliations see end of article.

### Correspondence to

Dr Paul Galdas;  
[paul.galdas@york.ac.uk](mailto:paul.galdas@york.ac.uk)



potential to help reduce the overall costs of care without compromising patient outcomes.<sup>7</sup>

Despite growing evidence for their effectiveness, self-management support interventions are considerably limited in their 'reach'; that is, the numbers of patients able or willing to access and engage with the intervention.<sup>8-10</sup> The limited appeal and accessibility of existing self-management support services means only a minority of the eligible population currently benefit. Despite men being more likely than women to develop the most common and disabling LTCs such as chronic pulmonary disease, diabetes, and cardiovascular diseases,<sup>11 12</sup> less than one-third of participants engaging with some support services are men.<sup>13-16</sup> This pattern of attendance is consistent with a growing body of research into men's identity and the management of illness which reveals that preventable risk factors, poor engagement in self-management, and reluctance to access existing health services account for a high proportion of mortality and morbidity in men.<sup>12 17-22</sup>

Increasing recognition of men's gender-specific health needs have led to calls for tailored and targeted health-care interventions,<sup>11 22</sup> including the recent European Commission report on the State of Men's Health in Europe.<sup>12</sup> Self-management is one area where gender differences are likely to exist. If men show less benefit from current self-management interventions, there is a clear case for the development of tailored interventions that better meet their needs. However, if men do equally well or better in current interventions, the focus may move towards developing new methods to encourage men to attend such interventions. However, there is as yet no evidence either way, which means that there is no rigorous basis for evidence-based decisions to help clinicians and policymakers meet the specific needs of men with LTCs.

For these reasons, we conducted a systematic review to establish the relative effectiveness of self-management support interventions in men with LTCs. Our overarching question guiding the review was "How effective are self-management support interventions in men with LTCs?". This was subdivided into two specific review questions:

1. How effective are self-management support interventions in men compared with women?
2. Are certain types of self-management support intervention more effective than others in men with LTCs?

Results from a parallel qualitative review of the acceptability and accessibility of self-management support interventions in men are reported elsewhere.<sup>23</sup>

## METHODS

A systematic review and meta-analysis was conducted based on a protocol published on the PROSPERO database (Registration number: CRD42013005394).

### Electronic searches

We considered the incremental benefit from conducting a review of the primary literature to assess the

comparative impact of interventions in men to be low, as the majority of relevant high-quality randomised trials of self-management support have already been assessed through existing Cochrane systematic reviews. We therefore took a pragmatic approach and limited our search to the Cochrane Database of Systematic Reviews (May Issue 5, 2013) using an electronic search strategy developed in conjunction with an information specialist (see [table 1](#)). We sought to identify relevant Cochrane systematic reviews of self-management support interventions (see online supplementary file 1), and identify individual trials of relevance that were included within these reviews that met the eligibility criteria described below.

### Eligibility criteria

Our hypothesis was that sex would be a moderator of the effectiveness of self-management support interventions, and our specific review questions related to differential effects (whether self-management was more or less effective in men and women, and whether certain types of self-management were more effective in men). To answer these questions, we drew on the general literature on self-management support interventions, identifying within that literature the particular studies which answered our questions about differential effects.

To reflect this, we first present a general PICO (participants, interventions, comparisons and outcomes) formulation, identifying the scope of the literature on self-management interventions we used. We then present details of the different study types we identified within that literature to answer our specific questions.

### Eligibility PICO

*Population:* Adults, 18 years or older, diagnosed with 1 or more of 14 'exemplar' LTCs (asthma, diabetes, depression, hypertension, heart failure, chronic obstructive pulmonary disease (COPD), arthritis, chronic kidney disease, chronic pain, HIV, testicular cancer, prostate cancer, prostate hyperplasia and chronic skin conditions), in any setting.

*Intervention:* A self-management support intervention defined as an intervention primarily designed to develop the abilities of patients to undertake management of health conditions through education, training and support to develop patient knowledge, skills or psychological and social resources. There is no single agreed definition of what a self-management support intervention encompasses. We therefore developed a standardised criteria informed by the current literature on self-management support<sup>7 24</sup> which defined what we considered to be an intervention of relevance to the review ([box 1](#)).

*Comparison:* Usual care/non-self-management support intervention.

**Table 1** Search string for Cochrane Database of Systematic Reviews (CDSR)

| Cochrane Library    |   |
|---------------------|---|
| <b>CDSR</b>         | <b>records identified 3429</b>  |
| <b>Search date:</b> | <b>18/07/2013</b>   |
| #1                  | MeSH descriptor: [Stroke] explode all trees   |
| #2                  | MeSH descriptor: [Diabetes Mellitus] explode all trees  |
| #3                  | MeSH descriptor: [Asthma] explode all trees   |
| #4                  | MeSH descriptor: [Hypertension] explode all trees   |
| #5                  | MeSH descriptor: [Depression] explode all trees   |
| #6                  | MeSH descriptor: [Depressive Disorder] explode all trees  |
| #7                  | MeSH descriptor: [Dementia] explode all trees   |
| #8                  | MeSH descriptor: [Pulmonary Disease, Chronic Obstructive] explode all trees   |
| #9                  | MeSH descriptor: [Renal Insufficiency, Chronic] explode all trees   |
| #10                 | MeSH descriptor: [Irritable Bowel Syndrome] explode all trees   |
| #11                 | MeSH descriptor: [Arthritis, Rheumatoid] explode all trees  |
| #12                 | MeSH descriptor: [Arthritis, Psoriatic] explode all trees   |
| #13                 | MeSH descriptor: [Spondylitis, Ankylosing] explode all trees  |
| #14                 | MeSH descriptor: [Lupus Erythematosus, Systemic] explode all trees  |
| #15                 | MeSH descriptor: [Low Back Pain] explode all trees  |
| #16                 | MeSH descriptor: [Epilepsy] explode all trees   |
| #17                 | MeSH descriptor: [Multiple Sclerosis] explode all trees   |
| #18                 | MeSH descriptor: [Parkinson Disease] explode all trees  |
| #19                 | MeSH descriptor: [Motor Neuron Disease] explode all trees   |
| #20                 | MeSH descriptor: [Motor Neuron Disease] explode all trees   |
| #21                 | MeSH descriptor: [Neoplasms] explode all trees  |
| #22                 | MeSH descriptor: [Inflammatory Bowel Diseases] explode all trees  |
| #23                 | MeSH descriptor: [Heart Diseases] explode all trees   |
| #24                 | MeSH descriptor: [Skin Diseases] explode all trees  |
| #25                 | MeSH descriptor: [Chronic Pain] explode all trees   |
| #26                 | MeSH descriptor: [HIV] explode all trees  |
| #27                 | MeSH descriptor: [Hepatitis] explode all trees  |
| #28                 | MeSH descriptor: [Anxiety] explode all trees  |
| #29                 | MeSH descriptor: [Psychotic Disorders] explode all trees  |
| #30                 | (long* or chronic or long-term or long-standing or persistent or ongoing) near/2 (illness* or disease* or condition*)   |
| #31                 | #1 or #2 or #3 or #4 or #5 or #6 or #7 or #8 or #9 or #10 or #11 or #12 or #13 or #14 or #15 or #16 or #17 or #18 or #19 or #20 or #21 or #22 or #23 or #24 or #25 or #26 or #27 or #28 or #29 or #30 |
| #32                 | MeSH descriptor: [Self Administration] explode all trees  |
| #33                 | MeSH descriptor: [Self Care] explode all trees  |
| #34                 | "self care" or selfcare   |
| #35                 | "self manag*" or selfmanag*   |
| #36                 | "self monitor*" or selfmonitor*   |
| #37                 | "self help" or selfhelp   |
| #38                 | "self diagnos*" or selfdiagnos* or "self assess*" or selfassess*  |
| #39                 | MeSH descriptor: [Self Medication] explode all trees  |
| #40                 | "self medicat*" or selfmedicat* or "self remed*" or selfremed*  |
| #41                 | "self treat*" or selftreat* or "self cure" or selfcure  |
| #42                 | MeSH descriptor: [Self-Help Groups] explode all trees   |
| #43                 | group near (support* or advice or advis* or monitor* or intervention* or train* or instruction or consult* or assist* or education or educate or information)   |
| #44                 | peer near (support* or advice or advis* or monitor* or intervention* or train* or instruction or consult* or assist* or education or educate or information)  |
| #45                 | "expert patient"  |
| #46                 | MeSH descriptor: [Telemedicine] explode all trees   |
| #47                 | telemedicine or telecare or telenursing or telemonitor* or telehealth   |
| #48                 | MeSH descriptor: [Remote Consultation] explode all trees  |
| #49                 | (telephon* or remote or phone) near/2 (follow* or support or consult* or advice or advis* or intervention* or train* or instruction or assis* or educate or education or information or monitor*)     |
| #50                 | "Action plan"   |
| #51                 | #32 or #33 or #34 or #35 or #36 or #37 or #38 or #39 or #40 or #41 or #42 or #43 or #44 or #45 or #46 or #47 or #48 or #49 or #50   |
| #52                 | #31 and #51   |
| #53                 | (man or man's or men or men's or male* or masculin* or gender* or sex difference* or sex factor*)   |
| #54                 | #52 and #53   |

**Box 1** Criteria for defining a self-management support intervention

The intervention should, through some means of education, training or support help people with long-term conditions by:

- ▶ Developing knowledge, skills, psychological or social resources relating to the management of their condition
- ▶ Adopting healthy life habits
- ▶ Helping individuals recognise the signs of deteriorating health status
- ▶ Planning actions to take at signs of relapse or exacerbation
- ▶ Knowing what resources are available and how to access them
- ▶ Developing skills for helping individuals adhere to a treatment plan
- ▶ Communicating effectively with health professionals and/or a support network
- ▶ Solving problems
- ▶ Identifying objectives, goals and developing action plans

*Outcomes:* We extracted data on the effect of interventions on health status, clinical outcomes, health behaviour, healthcare use, self-efficacy, knowledge and understanding, communication with healthcare professionals (HCPs), and effects on family members/carers.

*Other criteria:* No date restrictions were imposed and only papers published in the English language were included. In instances where records were unobtainable, attempts were made to contact authors to request the information.

Within the studies meeting the PICO eligibility criteria, we restricted our review to randomised controlled trials (RCTs) identified via Cochrane systematic reviews of self-management support interventions. One researcher screened the titles and abstracts of retrieved records for Cochrane reviews that met the inclusion criteria. Following this, two researchers independently screened the full text of each potentially eligible Cochrane review

article to identify reviews of relevance (see online supplementary file 1). Screening disagreements were resolved by a third researcher, as required.

Each relevant Cochrane review was then screened independently for eligible RCTs by two researchers. Eligibility of each RCT was checked using the study information presented within each Cochrane review prior to full papers being sourced. Full texts of potentially eligible RCTs were then screened independently by two researchers and disagreements were resolved by a third researcher, as required.

We identified three groups of RCTs:

- A. RCTs investigating self-management support interventions with subgroup analyses analysing the effects of interventions in men and women
- B. RCTs investigating self-management support interventions in men with LTCs only
- C. RCTs investigating self-management support interventions in women with LTCs only, and in mixed-sex samples with LTCs (identified from the ‘parent’ Cochrane reviews that contained RCTs in men only) to derive comparison groups.

To answer the research question “How effective are self-management support interventions in men compared to women?”, we drew on RCTs investigating self-management support interventions with subgroup analyses, and comparisons of effects in RCTs investigating self-management support interventions in men, women and mixed-sex samples.

To answer the research question ‘Are certain types of self-management support intervention more effective in men with LTCs?’, we drew on effects in RCTs investigating self-management support interventions in men only.

**Table 2** Typology of self-management support interventions

| Self-management support intervention category | Description   |
|---|---|
| Physical activity                             | Includes any study where physical activity occurs that is, a class or self-directed home-based work. Those containing purely advice or promotion should be captured under education                           |
| Education                                     | Includes any study where education is taught or educational materials are provided to patients. This may include skills training and dietary or physical activity guidance                                    |
| Peer support                                  | Peer support provided by ‘peers’ that is, other patients. This may be in the form of a ‘buddy’ system or through interaction at support groups. HCP support may be captured under HCP monitoring and feedback |
| Psychological interventions                   | Includes professional counselling or therapy  |
| HCP monitoring and feedback                   | Support in the form of health monitoring and/or feedback on a regimen/promoted lifestyle change. Excludes support provided by peers which should be captured under peer support                               |
| Action plans                                  | A plan of actions or responses agreed with and used by the patient in response to particular situations for example, symptom exacerbation, dose adjustment according to symptoms                              |
| Financial incentives                          | Includes any intervention where financial barriers are removed or incentives are used to motivate patients to follow a particular intervention or lifestyle change  |

HCP, healthcare professional.

## Data extraction

Two researchers piloted the data extraction sheet on a sample of papers prior to the main data extraction. Data were extracted by one researcher and independently checked for quality and accuracy by a second researcher. Data items, including study and population characteristics, intervention details and quality of life outcome measures, were extracted. Outcome data closest to 6 months follow-up was extracted for analysis, as measures around this time were the most frequently reported.

## Quality assessment

Study quality was assessed using the Cochrane risk of bias tool using the following domains: sequence generation, allocation concealment, blinding performance, incomplete outcome data, selective outcome reporting and other sources of bias. For pragmatic reasons, studies with mixed-sex and women-only samples that were used to derive comparison groups were assessed for quality based on the allocation concealment domain only. The purpose of the quality appraisal was to describe the quality of the evidence base, not as inclusion/exclusion criteria. RCTs containing gender subgroup analyses were assessed for quality using assessment criteria adapted from Pincus *et al.*<sup>25</sup> and Sun *et al.*<sup>26</sup> 'Yes', 'No' or 'Unclear' were recorded as responses to the following quality appraisal questions:

1. Was the subgroup hypothesis considered a priori?
2. Was gender included as a stratification factor at randomisation?
3. Was gender one of a small number of planned subgroup hypotheses tested ( $\leq 5$ )?

## Coding intervention types

To facilitate the comparison of types of self-management support in the analyses, we generated a typology (see [table 2](#)) informed by the findings of two recent broader reviews<sup>7 24</sup> of the effectiveness of self-management support to categorise each intervention. Two members of the review team independently assigned categories to each self-management support intervention. Disagreements were resolved via discussion.

## Data analysis

Meta-analysis, where feasible (reported in the following sections) was conducted using Review Manager V.5.2. Data were extracted, analysed, and presented as standardised mean difference to account for the different instruments used. As a guide to the magnitude of effect, we categorised an effect size of 0.2 representing a 'small' effect, 0.5 a 'moderate' effect, and 0.8 a 'large' effect.<sup>27</sup> A random effects model was used to combine study data and statistical heterogeneity was assessed with the  $I^2$  test, with 'low' heterogeneity set at  $\leq 25\%$ , 'moderate' 50% and 'high' 75%.<sup>28</sup> In instances where studies contained multiple intervention groups, each group was extracted and analysed independently,

dividing the control group sample size to avoid double counting in the analysis.

The results of three analytical approaches are reported in this paper:

Analysis #1: 'Moderating effect of sex in individual trials of self-management support'

We identified individual RCTs of self-management support interventions where an effect of sex had been reported. We sought to extract relevant data on the direction and size of moderating effects in secondary analysis (ie, whether men show larger, similar or smaller effects than women), and assess these effects in the context of relevant design data, such as sample size, and the quality of the secondary analysis.

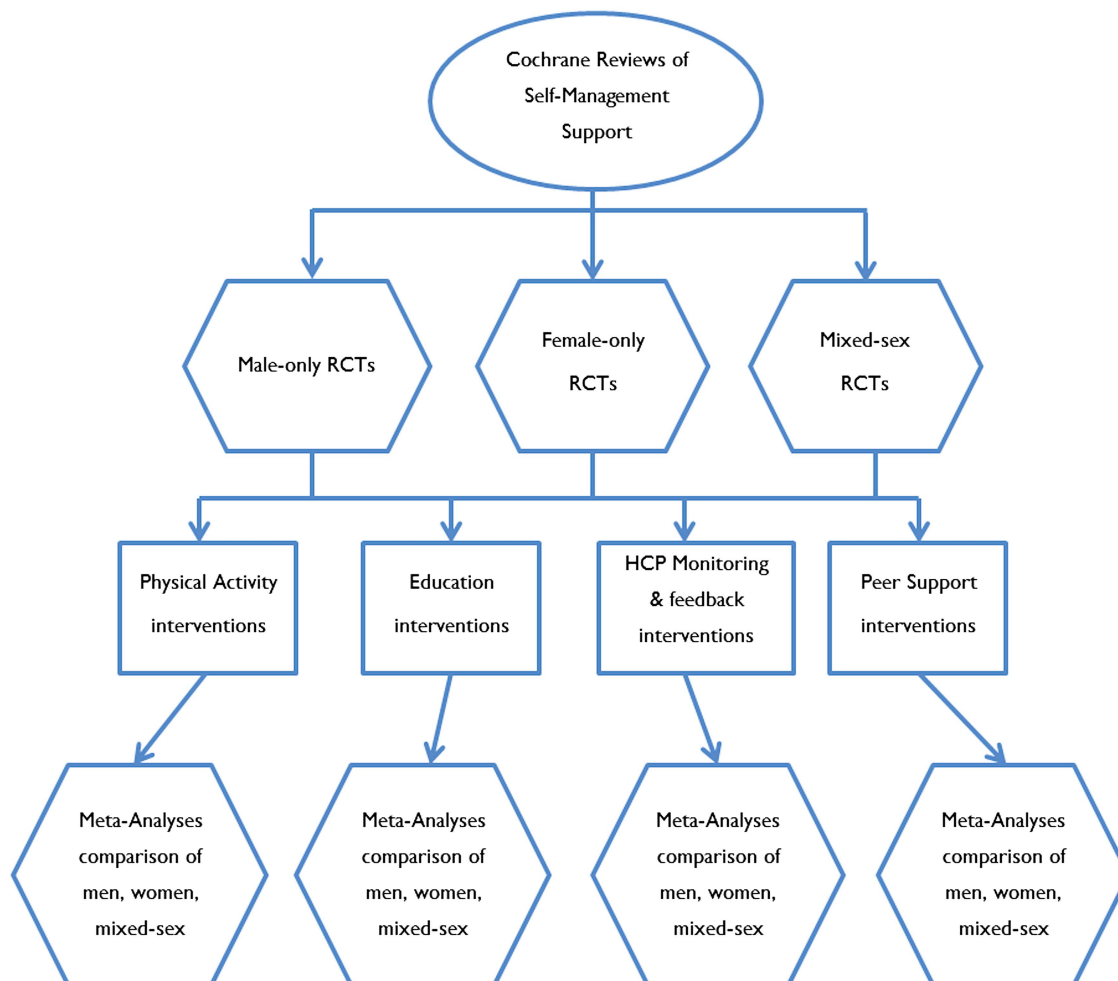
Analysis #2: 'Effectiveness of self-management support interventions in men compared with women and mixed-sex sub-groups'

Studies with mixed-sex or women-only samples were identified from the 'parent' Cochrane reviews that contained trials of self-management support in men to derive comparison groups. Data were pooled according to broad intervention type (see [figure 1](#)) to allow us to determine whether broad types of self-management support interventions show larger, similar or smaller effects in men compared with women and mixed-sex populations. Limitations in the data meant we were only able to conduct analyses on physical activity, education, peer support, and HCP monitoring and feedback interventions.

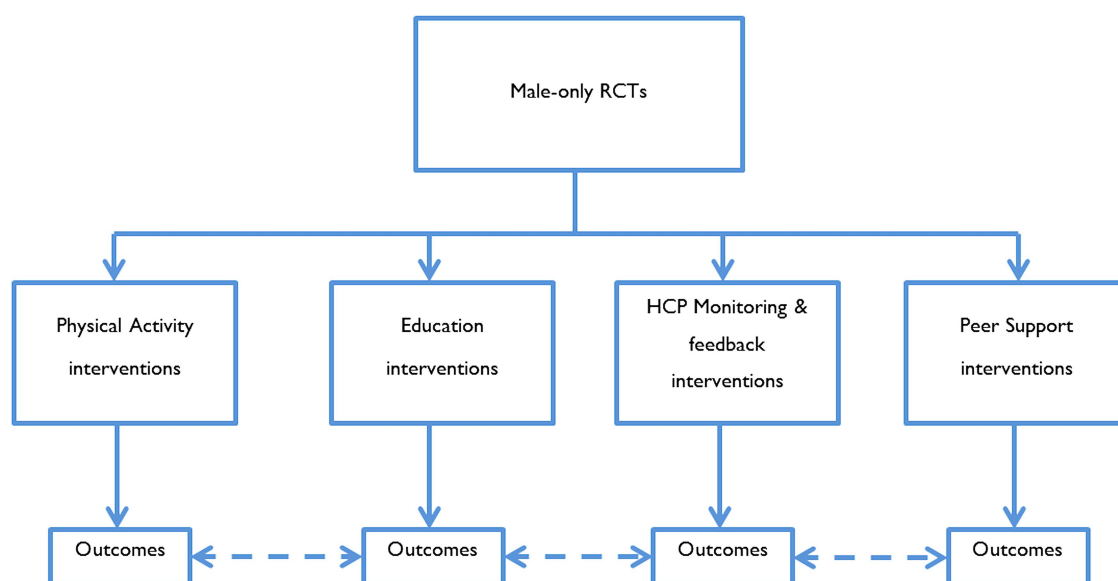
We report the effect size (together with significance and 95% CI) of self-management support in each sex 'sub-group' (men-only, mixed-sex, women-only). We conducted analyses to test whether interventions showed significantly different effects in sex subgroups. In many cases the number of studies and/or sample size was also small which may have limited the power to detect important differences. Drawing comparisons across trials also has some limitations, in that such comparisons do not have the protection of randomisation and as such findings may be confounded by other differences between studies other than sex mix, such as trial quality. For each analysis we presented data on the comparability of the included studies, including the mean age of participants in the intervention group and the quality of the study (using allocation concealment as an indicator of quality).

Analysis #3: 'Effectiveness of self-management support interventions in men'

We carried out a meta-analysis on trials of self-management support conducted on samples of men alone. We did this by broad intervention type—physical activity, education, peer support, and HCP monitoring and feedback—and compared effects between intervention types (see [figure 2](#)). This allowed us to



**Figure 1** Analysis #2 (HCP, healthcare professionals; RCT, randomised controlled trial).



**Figure 2** Analysis #3 (RCT, randomised controlled trial).

determine whether the presence of certain components of self-management support were associated with larger effects.

## RESULTS

The PRISMA flow diagram detailing publication inclusion and exclusion numbers is presented in [figure 3](#).

Study characteristics of all included studies are provided in online supplementary file 2.

### Study characteristics: RCTs of self-management support in men

The search identified 164 Cochrane systematic reviews, of which 116 were eligible for inclusion. A total of 1887 individual publications within the included Cochrane reviews were screened, resulting in the inclusion of 40 RCTs of self-management support in samples of men alone (see [figure 3](#)). The exact number of RCTs included in each meta-analysis is reported under each analysis subheading.

The majority of men-only studies were conducted in the USA (n=23), other locations were Europe (n=11), Canada (n=5) and Poland (n=1). Disease types in the recruited populations included prostate cancer (n=15), hypertension (n=6), COPD (n=6), heart failure (n=4), diabetes type II (n=3), diabetes unspecified type (n=1), arthritis (n=1) and testicular cancer (n=1). One multimorbidity study recruited obese men with type II diabetes and chronic kidney disease. The age of participants ranged from 25 to 89 years and, where reported, ethnicity was predominantly Caucasian.

A total of 51 distinct self-management support interventions were reported across the 40 included men-only studies. Physical activity (n=16), education (n=36), peer support (n=17) and HCP monitoring and feedback (n=25) were the most frequently reported major components of these interventions.

Group interventions (n=20), interventions at an individual level (n=23) or a mixture of both approaches (n=6) were employed. It was unclear what approach was used in two studies. Duration of interventions was variable across studies ranging from hours to over 12 months.

### Study characteristics: RCTs of self-management support in women or mixed-sex samples

A total of 32 mixed-sex or women-only trials were identified from Cochrane reviews with included men-only studies with data suitable for meta-analysis.<sup>27 29-59</sup> The majority of studies recruited patients with cancer (n=25 various diagnosis) with the remaining recruiting patients with chronic kidney disease (n=3), COPD (n=2) and HIV (n=2). Studies were largely conducted in the USA (n=16), other countries included Canada (n=4), UK (n=2), India (n=2), Denmark (n=2), Netherlands (n=1), Sweden (n=1), Norway (n=1), Greece (n=1), Taiwan (n=1) and unclear (n=1).

### Study characteristics: RCTs of self-management support with subgroup analysis of the effects of interventions in men and women

A total of 20 mixed-sex RCTs included a subgroup analysis of the effects of interventions in men and women. The majority of studies recruited patients with diabetes (n=7) with the remaining recruiting patients with chronic pain

(n=6), heart failure (n=3), hypertension (n=1), dysthymia (n=1), osteoarthritis (n=1) and HIV (n=1). Nine studies were conducted in the USA, other countries included Finland (n=6), Sweden (n=1), Norway (n=1), Germany (n=1), Argentina (n=1) and Africa (n=1).

### Risk of bias

Trials involving samples of men alone were often poorly reported, making judgments of quality difficult. With the exception of selective outcome reporting, the most frequent rating for all domains was an unclear risk of bias. For the selective outcome reporting domain, a low risk of bias was most frequently assigned (see online supplementary file 2 and [figure 4](#)). In analysis #2, quality assessment of studies involving mixed-sex and women-only samples was based on allocation concealment. Of the 32 mixed-sex or women-only RCTs, 12 were found to have a low risk of bias and 20 were unclear in relation to allocation concealment bias (see online supplementary file 2). Quality assessment findings of trials conducting a subgroup analysis of the effects of interventions on men and women are reported in the table of study characteristics (see online supplementary file 2).

### Results of meta-analyses

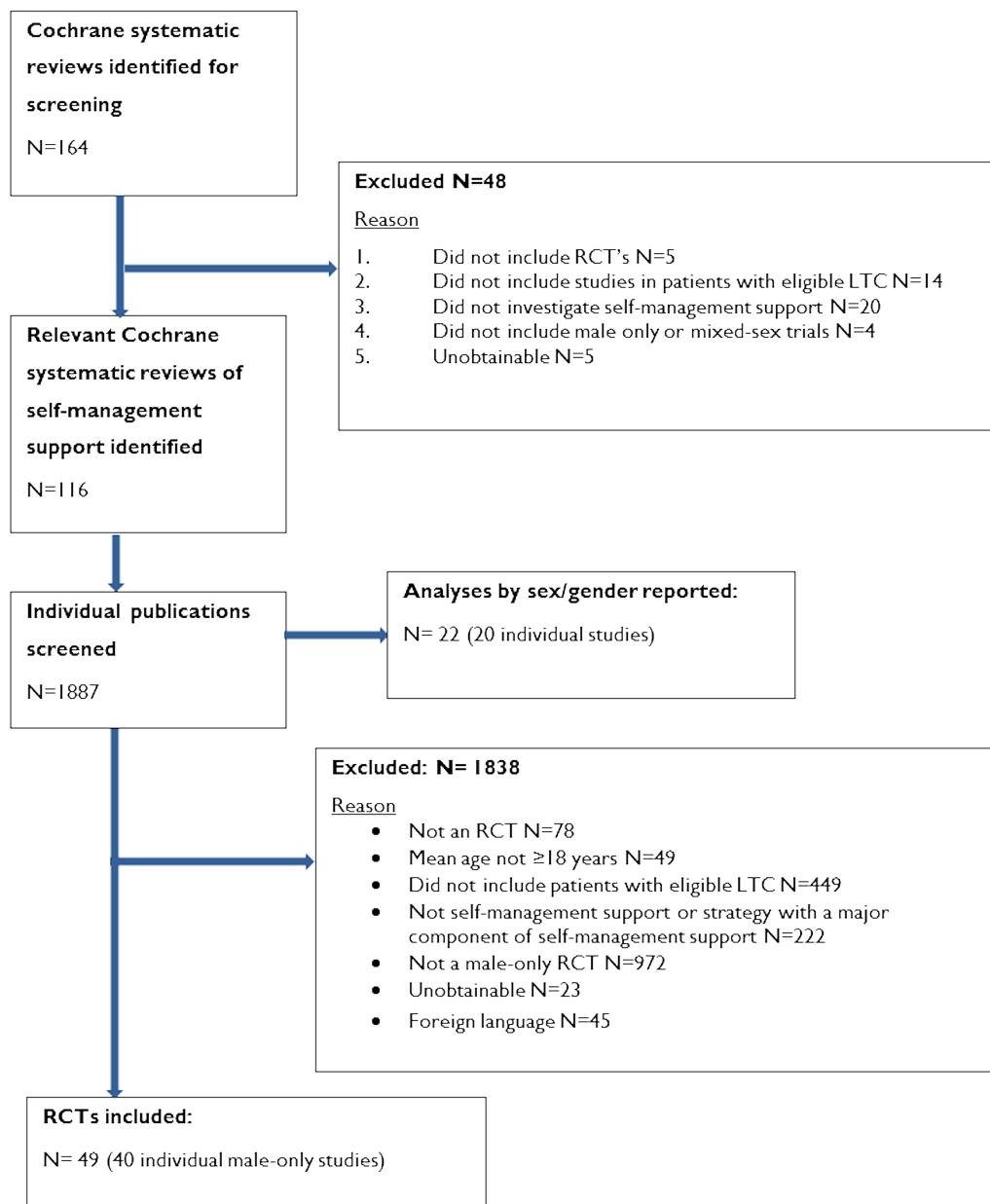
Analysis #1: Moderating effect of sex in individual trials of self-management support

A total of 20 trials were identified where an effect of sex had been reported for intervention and control groups in secondary analyses. However, we found that data within these were inconsistently and often inadequately reported for the purpose of this review, and therefore did not allow for comparison between effect sizes in men and women.

Analysis #2: Effectiveness of self-management support interventions in men compared with women and mixed-sex subgroups

A total of 17 trials of self-management support in men, 15 trials of self-management support in women, and 17 trials with mixed-sex samples were used in the meta-analysis of the comparative effects of different types of self-management support intervention in men, women and mixed-sex groups with a range of LTCs ([table 3](#)). For physical activity, education or peer support-based interventions, small-to-moderate effects which reached statistical significance were consistently observed for men in health-related quality of life (HRQOL) outcomes. A similar pattern was evident for fatigue outcomes (with the exception of peer support which was non-significant), in that men consistently demonstrated significant benefits, although the largest effect size was not always observed in the men-only group.

For depression outcomes, only men-only groups receiving peer support-based interventions achieved a



**Figure 3** Exclusion of criteria and paper selection flow chart (LCT, long-term condition; RCT, randomised controlled trial).

small but statistically significant effect. Larger significant effects were evident for women-only groups for physical activity and peer support interventions.

No significant effects on anxiety outcomes were observed in any analyses; however, data was limited for this outcome. No significant effects were observed on any outcomes for HCP monitoring and feedback interventions but, again, data was limited for this intervention type.

Analysis #3: Effectiveness of self-management support interventions in men

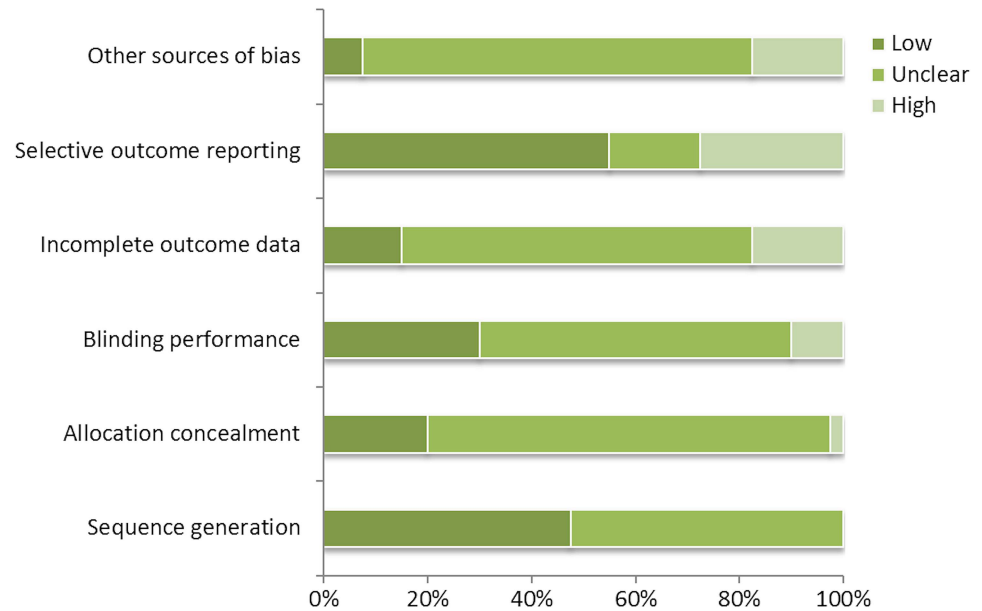
The analysis explored whether self-management support interventions with particular components were consistently more or less effective than those

without those components in trials involving men with a range of LTCs (table 4). A total of 14 trials of self-management support in men reported data amenable to meta-analysis. Limitations in the data meant we were only able to conduct analyses on interventions with a physical activity; education; peer support; and/or a HCP monitoring and feedback component.

Physical activity interventions had greater effects on HRQOL, depression, anxiety and fatigue outcomes than those without. Conversely, education, peer support, or HCP monitoring and feedback intervention effects for HRQOL, depression and anxiety were greater in the absence of these respective components, although the effect was not always significant. In relation to education interventions, effects were only statistically significant for interventions *with* education for HRQOL outcomes and



**Figure 4** Summary of Cochrane risk of bias for male-only trials.



*without* education for depression outcomes. The effect size was large for depression outcomes and a subgroup test for differences was significant, indicating the positive effect on depression outcomes was associated with the characteristics of those interventions *without* an education component.

In relation to peer support interventions, effects were statistically significant for interventions *with* or *without* a peer support component for HRQOL outcomes, with a greater effect size found for interventions without peer support. Significant effects were also observed for interventions *with* peer support for depression outcomes. Although the effect size was small, peer support was the only intervention type to exhibit a statistically significant effect in depression outcomes. A moderate and significant effect was also observed for interventions *without* peer support for fatigue outcomes. For HCP monitoring and feedback outcomes, only those interventions *without* this component statistically benefited HRQOL and depression outcomes.

## DISCUSSION

### Principal findings

The question of whether the benefits of self-management support are moderated by sex is clearly of relevance to clinicians and policymakers. We identified 116 eligible reviews and 1887 individual publications. However, there were only 40 RCTs of self-management support interventions involving men alone, and a consistent failure to report appropriate subgroup analyses that might have enabled a rigorous assessment of differential effects.

Overall, our analyses suggest that physical activity, education, and peer support-based interventions may be particularly beneficial for improving HRQOL in men. However, there is currently insufficient evidence to make strong statements about whether men show larger, similar

or smaller effects in self-management support interventions compared with women and mixed-sex groups.

### Strengths and limitations

The innovative approach to analysis used in this review is an obvious strength. The review questions were examined using multiple methods (subgroup analyses within trials, comparisons across trials using different sex mix, and analysis within trials of men alone) and levels of abstraction to see if there were any key trends across the analyses. To the best of our knowledge, this is the first time this approach has been used to examine the moderating effect of sex in self-management support interventions. An additional strength of the review lay in the breadth of our search, generating a substantial sample frame of 1887 potentially relevant studies (identified via 116 Cochrane reviews) that were screened for eligibility against our inclusion criteria.

However, the review has some inherent limitations. The pragmatic nature of the search strategy, limiting to Cochrane reviews, means other relevant primary studies may have been missed, especially those published recently. Foreign language papers were also not translated. However, it seems unlikely that these additional sources would have provided significant numbers of new studies that would have had a profound impact on the results of the syntheses.

In some analyses, the number of studies and/or sample size was small which may have limited power to detect important differences. Furthermore, as noted earlier, comparisons *across* trials such as those made in analysis #2 do not have the protection of randomisation, and there may be differences between the studies included in each sex subgroup which account for differences in effects between subgroups.

Clinical and statistical heterogeneity were also evident in some cases, and caution must be taken in interpreting results in these instances. Reasons for heterogeneity

**Table 3** Results of meta-analysis (analysis #2)

| Outcome                                   | Overall effect          | Men-only               | Mixed-sex             | Women-only              | Subgroup differences |
|---|-------------------------|------------------------|-----------------------|-------------------------|----------------------|
| Physical activity: SMD (95% CI)           |                         |                        |                       |                         |                      |
| HRQOL                                     | 0.38 (0.16 to 0.60)     | 0.54 (0.02 to 1.03)    | 0.24 (-0.03 to 0.51)  | 0.36 (-0.02 to 0.75)*   | None                 |
| Depression                                | -0.55 (-0.93 to -0.17)* | -0.42 (-1.07 to 0.23)* | 0.00 (-0.50 to 0.50)* | -1.07 (-1.80 to -0.33)* | None                 |
| Anxiety                                   | -0.66 (-1.21 to -0.10)* | -0.35 (-1.36 to 0.66)* | -0.12 (-0.33 to 0.09) | -1.76 (-3.80 to 0.29)*  | N/A†                 |
| Fatigue                                   | -0.17 (-0.33 to -0.02)  | -0.41 (-0.70 to -0.12) | -0.01 (-0.28 to 0.26) | -0.23 (-0.46 to 0.00)   | None                 |
| Education: SMD (95% CI)                   |                         |                        |                       |                         |                      |
| HRQOL                                     | 0.23 (0.07 to 0.40)     | 0.36 (0.06 to 0.67)*   | 0.07 (-0.08 to 0.21)  | 0.21 (-0.21 to 0.63)    | None                 |
| Depression                                | -0.11 (-0.23 to 0.01)   | -0.10 (-0.27 to 0.07)  | -0.16 (-0.35 to 0.03) | 0.26 (-0.78 to 1.30)*   | N/A†                 |
| Anxiety                                   | -0.06 (-0.21 to 0.09)   | -0.01 (-0.29 to 0.27)  | -0.12 (-0.38 to 0.14) | No studies              | N/A†                 |
| Fatigue                                   | -0.38 (-0.62 to -0.14)  | -0.36 (-0.61 to -0.10) | -0.57 (-1.32 to 0.18) | No studies              | N/A†                 |
| Peer Support: SMD (95% CI)                |                         |                        |                       |                         |                      |
| HRQOL                                     | 0.35 (0.13 to 0.57)     | 0.23 (0.04 to 0.43)    | 0.16 (-0.24 to 0.56)  | 0.61 (-0.08 to 1.30)*   | None                 |
| Depression                                | -0.17 (-0.35 to 0.01)   | -0.23 (-0.42 to -0.05) | 0.28 (-0.34 to 0.90)  | -0.32 (-0.62 to -0.03)  | None                 |
| Anxiety                                   | 0.01 (-0.29 to 0.30)    | 0.01 (-0.29 to 0.30)   | No studies            | No studies              | N/A†                 |
| Fatigue                                   | -0.27 (-0.48 to -0.06)  | -0.24 (-0.56 to 0.09)  | No studies            | -0.29 (-0.56 to -0.01)  | None                 |
| Self-efficacy                             | 1.02 (-0.12 to 2.17)*   | 0.57 (0.25 to 0.88)    | 2.54 (2.15 to 2.92)   | No studies              | N/A†                 |
| HCP monitoring and feedback: SMD (95% CI) |                         |                        |                       |                         |                      |
| HRQOL                                     | 0.34 (-0.07 to 0.75)    | 0.18 (-0.17 to 0.53)   | No studies            | 0.42 (-0.22 to 1.05)*   | N/A†                 |
| Depression                                | -0.20 (-0.43 to 0.03)   | -0.17 (-0.45 to 0.11)  | -0.26 (-1.12 to 0.60) | -0.26 (-0.70 to 0.19)   | N/A†                 |
| Anxiety                                   | Analysis not possible   |                        |                       |                         |                      |
| Fatigue                                   | Analysis not possible   |                        |                       |                         |                      |

Cells highlighted in grey indicate a significant effect size was determined that is, the 95% CIs do not contain zero and the effect size is greater or equal to 0.2 (ie, at least a small effect).

\*Indicates where heterogeneity is high.

†In cases where individual subgroups were non-significant or had insufficient trials numbers a test for subgroup differences was not performed.

HCP, healthcare professional; HRQOL, health-related quality of life; SMD, standardised mean difference.

**Table 4** Results of meta-analysis (analysis #3)

| Outcome                               | With physical activity           | Without physical activity           | Subgroup differences   |
|---------------------------------------|----------------------------------|-------------------------------------|--|
| Self-management support: SMD (95% CI) |                                  |                                     |  |
| HRQOL                                 | 0.54 (0.02 to 1.06)              | 0.36 (0.01 to 0.70)*                | No significant differences between any subgroup for each outcome   |
| Depression                            | -0.44 (-1.14 to 0.25)*           | -0.26 (-0.46 to -0.05)              |  |
| Anxiety                               | -0.37 (-1.46 to 0.72)*           | -0.09 (-0.43 to 0.26)               |  |
| Fatigue                               | -0.41 (-0.70 to -0.12)           | -0.18 (-0.70 to 0.34)               |  |
| Self-management support: SMD (95% CI) |                                  |                                     |  |
| Outcome                               | With education                   | Without education                   | Subgroup differences   |
| HRQOL                                 | 0.34 (0.07 to 0.60)              | 0.95 (-0.55 to 2.45)*               | For depression outcomes significant difference between subgroups were found in favour of interventions without education |
| Depression                            | -0.10 (-0.27 to 0.08)            | -0.83 (-1.43 to -0.23)              | No other outcome subgroup difference found   |
| Anxiety                               | -0.02 (-0.32 to 0.28)            | -0.71 (-2.66 to 1.24)*              |  |
| Fatigue                               | Analysis not possible            |                                     |  |
| Self-management support: SMD (95% CI) |                                  |                                     |  |
| Outcome                               | With Peer support                | Without Peer support                | Subgroup differences   |
| HRQOL                                 | 0.25 (0.03 to 0.47)              | 0.62 (0.08 to 1.16)*                | No significant differences between any subgroup for each outcome   |
| Depression                            | -0.24 (-0.45 to -0.04)           | -0.50 (-1.17 to 0.16)*              |  |
| Anxiety                               | 0.01 (-0.34 to 0.36)             | -0.46 (-1.47 to 0.55)*              |  |
| Fatigue                               | -0.24 (-0.56 to 0.09)            | -0.53 (-0.93 to -0.14)              |  |
| Self-management support: SMD (95% CI) |                                  |                                     |  |
| Outcome                               | With HCP monitoring and feedback | Without HCP monitoring and feedback | Subgroup differences   |
| HRQOL                                 | 0.20 (-0.19 to 0.59)             | 0.47 (0.14 to 0.81)*                | No significant differences between any subgroup for each outcome   |
| Depression                            | -0.14 (-0.48 to 0.19)            | -0.36 (-0.65 to -0.07)              |  |
| Anxiety                               | Analysis not possible            |                                     |  |
| Fatigue                               | Analysis not possible            |                                     |  |

Cells highlighted in grey indicate a significant effect size was determined that is, the 95% CIs do not contain zero and the effect size is greater or equal to 0.2 (ie, at least a small effect).

\*Indicates where heterogeneity is high.

HCP, healthcare professional; HRQOL, health-related quality of life; SMD, standardised mean difference.



were explored where possible, although limitations in reporting and small numbers of included studies made detailed exploration difficult. We did intend to distinguish between men-only studies with standard care/waiting list controls comparators and those with active comparators. However, only one study in the men-only meta-analysis had an 'active' comparator, and this compared supervised physical activity with unsupervised (and thus included an 'active' comparator of lower intensity that was not self-management support), and it seems unlikely this would have had a substantive impact on the findings.

### Implications for clinicians and policymakers

Clinicians and those involved in designing interventions may wish to consider whether certain types of self-management support are particularly effective in men. In the existing data that is amenable to analysis, evidence of effects on quality of life point towards men benefitting the most from physical activity, education, and peer support-based interventions; however, more research is needed to fully determine and explore this.

### Unanswered questions and future research

Clearly, further primary research is needed to examine which models of service delivery are most effective in providing self-management support to men (and women). Any intervention developed should be theory-led, and our review findings point towards some broad components of interventions which could act as a starting point for testing the 'active ingredients' successful at promoting self-management in men. Parallel qualitative research is also indicated to test out theory and develop our understanding of what makes interventions, and their 'active ingredients', accessible and acceptable for men with LTCs.

Men's engagement with self-management support interventions is complex and contextually dependent,<sup>23</sup> and traditional approaches to measuring effectiveness such as those reported here offer a limited insight into why an intervention works or does not work when applied in different contexts.<sup>60</sup> A study drawing on realist principles<sup>60</sup> might therefore be one method of analysis which has utility in the future.

Our ability to answer our review questions were hampered by a lack of consideration and/or inadequate reporting of sex as a moderator of outcome data in primary studies. Few studies provided outcome data separately for men and women. There is a need for researchers to consistently consider sex in their analyses and provide consistent and comprehensive reporting of outcomes by sex. Access to primary databases through archives or the online supplementary material functions of online publications may be one way of facilitating such analyses, and concerns about power and precision may be managed through adoption of appropriate statistical techniques.<sup>61</sup> Support interventions also need to be clearly and consistently described by researchers using a

shared language. We recommend that researchers clearly report on whether an intervention was intended to target a specific behaviour change and report adequate detail to allow for coding with the behaviour change techniques taxonomy,<sup>62</sup> where applicable.

### Author affiliations

<sup>1</sup>Department of Health Sciences, University of York, York, UK

<sup>2</sup>NIHR School for Primary Care Research, Manchester Academic Health

Science Centre, University of Manchester, Manchester, UK

<sup>3</sup>School of Health and Life Sciences/Institute for Applied Health Research, Glasgow Caledonian University, Glasgow, UK

<sup>4</sup>NIHR Collaboration for Leadership in Applied Health Research and Care (CLAHRC) Greater Manchester, Centre for Primary Care, Institute of Population Health, University of Manchester, Manchester, UK

<sup>5</sup>MRC/CSO Social and Public Health Sciences Unit, University of Glasgow, Glasgow, UK

<sup>6</sup>Centre for Health Economics, University of York, York, UK

**Twitter** Follow Paul Galdas at @PaulGaldas, Lisa Kidd at @Lisa\_A\_Kidd and Peter Bower at @Bowercpcman

**Acknowledgements** The authors would like to thank Kath Wright and the staff at CRD, University of York, for their assistance with the literature searches, and Dr Rosaleen O'Brien, Glasgow Caledonian University, for her contributions to the study design.

**Contributors** PG managed the project and had primary responsibility for writing the manuscript. JF led the review and analysis, and contributed to writing the manuscript. PB, LK, CB, KM, KH, SG and GR made contributions to the design and conduct of the study, the analysis, and contributed to the writing of the manuscript.

**Funding** This project was funded by the National Institute for Health Research Health Services and Delivery Research Programme (project number 12/5001/14).

**Competing interests** None.

**Provenance and peer review** Not commissioned; externally peer reviewed.

**Data sharing statement** No additional data are available.

**Disclaimer** Views expressed are those of the authors and do not necessarily reflect those of the HS&DR programme, NIHR, NHS or Department of Health.

**Open Access** This is an Open Access article distributed in accordance with the terms of the Creative Commons Attribution (CC BY 4.0) license, which permits others to distribute, remix, adapt and build upon this work, for commercial use, provided the original work is properly cited. See: <http://creativecommons.org/licenses/by/4.0/>

### REFERENCES

1. Department of Health. *Improving chronic disease management*. London: Department of Health, 2004.
2. Department of Health. *Long term conditions compendium of information*. 3rd edn. London: Department of Health, 2012.
3. Coulter A, Roberts S, Dixon A. *Delivering better services for people with long-term conditions. Building the house of care*. London: The King's Fund, 2013.
4. NHS Networks. <http://www.networks.nhs.uk/nhs-networks/commissioning-for-long-term-conditions/about-us> (accessed 7 Feb 2014).
5. Department of Health. The Mandate. A mandate from the Government to the NHS Commissioning Board: April 2013 to March 2015. 2013. [https://www.gov.uk/government/uploads/system/uploads/attachment\\_data/file/256497/13-15\\_mandate.pdf](https://www.gov.uk/government/uploads/system/uploads/attachment_data/file/256497/13-15_mandate.pdf) (accessed 7 Feb 2014).
6. Department of Health. *Self-care: a real choice*. London: Department of Health, 2005.
7. Panagioti M, Richardson G, Murray E, *et al*. Reducing Care Utilisation through Self-management Interventions (RECURSIVE): a systematic review and meta-analysis. *Health Serv Deliv Res* 2014. Published Online Dec 2014. doi:10.3310/hsdr02540

8. Furler J, Harris M, Rogers A. Equity and long-term condition self-management. *Chronic illness* 2011;7:3–5.
9. Kennedy A, Bower P, Reeves D, *et al.* Implementation of self management support for long term conditions in routine primary care settings: cluster randomised controlled trial. *BMJ* 2013;346.
10. Chodosh J, Morton SC, Mojica W, *et al.* Meta-analysis: chronic disease self-management programs for older adults. *Ann Intern Med* 2005;143:427–38.
11. White A, McKee M, Richardson N, *et al.* Europe's men need their own health strategy. *BMJ* 2011;343:d7397Z–0.
12. European Commission. *The state of men's health in Europe report*. European Union, 2011.
13. Lorig KR, Ritter P, Stewart AL, *et al.* Chronic disease self-management program: 2-year health status and health care utilization outcomes. *Med Care* 2001;39:1217.
14. Foster G, Taylor S, Eldridge S, *et al.* Self-management education programmes by lay leaders for people with chronic conditions. *Cochrane Database Syst Rev* 2007;(4):CD005108.
15. Kennedy A, Reeves D, Bower P, *et al.* The effectiveness and cost effectiveness of a national lay-led self care support programme for patients with long-term conditions: a pragmatic randomised controlled trial. *J Epidemiol Community Health* 2007;61:254–61.
16. Bury M, Newbould J, Taylor D. *A rapid review of the current state of knowledge regarding lay led self management of chronic illness: evidence review*. London: National Institute for Health and Clinical Excellence, 2005.
17. Banks I. No man's land: men, illness and the NHS. *BMJ* 2001;323:1058–60.
18. Galdas PM, Cheater F, Marshall P. Men and health help-seeking behaviour: literature review. *J Adv Nurs* 2005;49:616–23.
19. Courtenay WH. Key determinants of the health and well-being of men and boys. *Int J Mens Health* 2003;2:1–30.
20. O'Brien R, Hunt K, Hart G. 'It's caveman stuff, but that is to a certain extent how guys still operate': men's accounts of masculinity and help-seeking. *Soc Sci Med* 2005;61:503–16.
21. McCartney G, Mahmood L, Leyland AH, *et al.* Contribution of smoking-related and alcohol-related deaths to the gender gap in mortality: evidence from 30 European countries. *Tob Control* 2011;20:166–8.
22. Wilkins D, Payne S, Granville G, *et al.* *The gender and access to health services study: final report*. London: Department of Health, 2008.
23. Galdas P, Darwin Z, Kidd L, *et al.* The accessibility and acceptability of self-management support interventions for men with long term conditions: a systematic review and meta-synthesis of qualitative studies. *BMC Public Health* 2014;14:1230.
24. Taylor S, Pinnock H, Epiphanou E, *et al.* A rapid synthesis of the evidence on interventions supporting self-management for people with long-term conditions: PRISMS—Practical systematic Review of Self-Management Support for long-term conditions. *Health Serv Deliv Res* 2014. Published Online Dec 2014. doi:10.3310/hsdr02530
25. Pincus T, Miles C, Froud R, *et al.* Methodological criteria for the assessment of moderators in systematic reviews of randomised controlled trials: a consensus study. *BMC Med Res Methodol* 2011;11:14.
26. Sun X, Briel M, Busse JW, *et al.* Credibility of claims of subgroup effects in randomised controlled trials: systematic review. *BMJ* 2012;344:e1553.
27. Chandwani KD, Thornton B, Perkins GH, *et al.* Yoga improves quality of life and benefit finding in women undergoing radiotherapy for breast cancer. *J Soc Integr Oncol* 2010;8:43–55.
28. Higgins JP, Thompson SG, Deeks JJ, *et al.* Measuring inconsistency in meta-analyses. *BMJ* 2003;327:557–60.
29. Adamsen L, Quist M, Andersen C, *et al.* Effect of a multimodal high intensity exercise intervention in cancer patients undergoing chemotherapy: randomised controlled trial. *BMJ* 2009;339:b3410.
30. Banerjee B, Vadiraj HS, Ram A, *et al.* Effects of an integrated yoga program in modulating psychological stress and radiation-induced genotoxic stress in breast cancer patients undergoing radiotherapy. *Integr Cancer Ther* 2007;6:242–50.
31. Bennett JA, Lyons KS, Winters-Stone K, *et al.* Motivational interviewing to increase physical activity in long-term cancer survivors: a randomized controlled trial. *Nurs Res* 2007;56:18–27.
32. Cadmus LA, Salovey P, Yu H, *et al.* Exercise and quality of life during and after treatment for breast cancer: results of two randomized controlled trials. *Psychooncology* 2009;18:343–52.
33. Carmack CAM, Boudreaux M, Brantley E, *et al.* Exercise as a component in the physical and psychological rehabilitation of hemodialysis patients. *Int J Rehabil Health* 1995;1:13–23.
34. Cheville AL, Girardi J, Clark MM, *et al.* Therapeutic exercise during outpatient radiation therapy for advanced cancer: feasibility and impact on physical well-being. *Am J Phys Med Rehabil* 2010;89:611–19.
35. Cohen L, Warneke C, Fouladi RT, *et al.* Psychological adjustment and sleep quality in a randomized trial of the effects of a Tibetan yoga intervention in patients with lymphoma. *Cancer* 2004;100:2253–60.
36. Coultas D, Frederick J, Barnett B, *et al.* A randomized trial of two types of nurse-assisted home care for patients with COPD. *Chest* 2005;128:2017–24.
37. Courneya KS, Friedenreich CM, Quinney HA, *et al.* A randomized trial of exercise and quality of life in colorectal cancer survivors. *Eur J Cancer Care (Engl)* 2003;12:347–57.
38. Courneya KS, Friedenreich CM, Sela RA, *et al.* The group psychotherapy and home-based physical exercise (group-hope) trial in cancer survivors: physical fitness and quality of life outcomes. *Psychooncology* 2003;12:357–74.
39. Danhauer SC, Mihalko SL, Russell GB, *et al.* Restorative yoga for women with breast cancer: findings from a randomized pilot study. *Psychooncology* 2009;18:360–8.
40. Demark-Wahnefried W, Clipp EC, Morey MC, *et al.* Lifestyle intervention development study to improve physical function in older adults with cancer: outcomes from Project LEAD. *J Clin Oncol* 2006;24:3465–73.
41. Donnelly CM, Blaney JM, Lowe-Strong A, *et al.* A randomised controlled trial testing the feasibility and efficacy of a physical activity behavioural change intervention in managing fatigue with gynaecological cancer survivors. *Gynecol Oncol* 2011;122:618–24.
42. Emery CF, Schein RL, Hauck ER, *et al.* Psychological and cognitive outcomes of a randomized trial of exercise among patients with chronic obstructive pulmonary disease. *Health Psychol* 1998;17:232–40.
43. Fillion L, Gagnon P, Leblond F, *et al.* A brief intervention for fatigue management in breast cancer survivors. *Cancer Nurs* 2008;31:145–59.
44. Heckman TG, Carlson B. A randomized clinical trial of two telephone-delivered, mental health interventions for HIV-infected persons in rural areas of the United States. *AIDS Behav* 2007;11:5–14.
45. Jarden M, Baadsgaard MT, Hovgaard DJ, *et al.* A randomized trial on the effect of a multimodal intervention on physical capacity, functional performance and quality of life in adult patients undergoing allogeneic SCT. *Bone Marrow Transplant* 2009;43:725–37.
46. Johansson B, Brandberg Y, Hellbom M, *et al.* Health-related quality of life and distress in cancer patients: results from a large randomised study. *Br J Cancer* 2008;99:1975–83.
47. Kouidi E, Iacovides A, Iordanidis P, *et al.* Exercise renal rehabilitation program: psychosocial effects. *Nephron* 1997;77:152–8.
48. Dominique LG, Annelie D, Madan A, *et al.* Impact of the yoga Bali method on quality of life and depressive symptoms among women diagnosed with breast cancer undergoing chemotherapy. *Psychooncology* 2010;19(Suppl 2):S136–40.
49. Moadel AB, Shah C, Wylie-Rosett J, *et al.* Randomized controlled trial of yoga among a multiethnic sample of breast cancer patients: effects on quality of life. *J Clin Oncol* 2007;25:4387–95.
50. Mock V, Frangakis C, Davidson NE, *et al.* Exercise manages fatigue during breast cancer treatment: a randomized controlled trial. *Psychooncology* 2005;14:464–77.
51. Mutrie N, Campbell AM, Whyte F, *et al.* Benefits of supervised group exercise programme for women being treated for early stage breast cancer: pragmatic randomised controlled trial. *BMJ* 2007;334:517.
52. Pinto BM, Frierson GM, Rabin C, *et al.* Home-based physical activity intervention for breast cancer patients. *J Clin Oncol* 2005;23:3577–87.
53. Puig AL, Goodwin SM, Sherrard L, *et al.* The efficacy of creative arts therapies to enhance emotional expression, spirituality, and psychological well-being of newly diagnosed Stage I and Stage II breast cancer patients: a preliminary study. *Arts Psychother* 2006;33:218–28.
54. Raghavendra RM, Nagarathna R, Nagendra HR, *et al.* Effects of an integrated yoga programme on chemotherapy-induced nausea and emesis in breast cancer patients. *Eur J Cancer Care (Engl)* 2007;16:462–74.
55. Rogers LQ, Hopkins-Price P, Vicari S, *et al.* A randomized trial to increase physical activity in breast cancer survivors. *Med Sci Sports Exerc* 2009;41:935–46.



56. Stein MD, Herman DS, Bishop D, *et al*. A telephone-based intervention for depression in HIV patients: negative results from a randomized clinical trial. *AIDS Behav* 2007;11:15–23.
57. Thorsen L, Skovlund E, Stromme SB, *et al*. Effectiveness of physical activity on cardiorespiratory fitness and health-related quality of life in young and middle-aged cancer patients shortly after chemotherapy. *J Clin Oncol* 2005;23:2378–88.
58. van Vilsteren MC, de Greef MH, Huisman RM. The effects of a low-to-moderate intensity pre-conditioning exercise programme linked with exercise counselling for sedentary haemodialysis patients in The Netherlands: results of a randomized clinical trial. *Nephrol Dial Transplant* 2005;20:141–6.
59. Wang YJ, Boehmke M, Wu YW, *et al*. Effects of a 6-week walking program on Taiwanese women newly diagnosed with early-stage breast cancer. *Cancer Nurs* 2011;34:E1–13.
60. Pawson R, Greenhalgh T, Harvey G, *et al*. Realist review—a new method of systematic review designed for complex policy interventions. *J Health Serv Res Policy* 2005;10(suppl 1):21–34.
61. Bower P, Kontopantelis E, Sutton A, *et al*. Influence of initial severity of depression on effectiveness of low intensity interventions: meta-analysis of individual patient data. *BMJ* 2012;346:f540.
62. Michie S, West R. Behaviour change theory and evidence: a presentation to government. *Health Psychol Rev* 2013;7:1–22.

**BMJ Open**

# The effectiveness of self-management support interventions for men with long-term conditions: a systematic review and meta-analysis

Paul Galdas, Jennifer Fell, Peter Bower, Lisa Kidd, Christian Blickem, Kerri McPherson, Kate Hunt, Simon Gilbody and Gerry Richardson

*BMJ Open* 2015 5:

doi: 10.1136/bmjopen-2014-006620

---

Updated information and services can be found at:  
<http://bmjopen.bmj.com/content/5/3/e006620>

---

*These include:*

## Supplementary Material

Supplementary material can be found at:  
<http://bmjopen.bmj.com/content/suppl/2015/03/20/bmjopen-2014-006620.DC1.html>

## References

This article cites 50 articles, 14 of which you can access for free at:  
<http://bmjopen.bmj.com/content/5/3/e006620#BIBL>

## Open Access

This is an Open Access article distributed in accordance with the terms of the Creative Commons Attribution (CC BY 4.0) license, which permits others to distribute, remix, adapt and build upon this work, for commercial use, provided the original work is properly cited. See:  
<http://creativecommons.org/licenses/by/4.0/>

## Email alerting service

Receive free email alerts when new articles cite this article. Sign up in the box at the top right corner of the online article.

---

## Topic Collections

Articles on similar topics can be found in the following collections

[Health services research](#) (829)  
[Patient-centred medicine](#) (250)

---

## Notes

---

To request permissions go to:  
<http://group.bmj.com/group/rights-licensing/permissions>

To order reprints go to:  
<http://journals.bmj.com/cgi/reprintform>

To subscribe to BMJ go to:  
<http://group.bmj.com/subscribe/>