

Classification: Social Sciences, Anthropology

Title: New Insights into Eastern Beringian Mortuary Behavior: A Terminal Pleistocene Double Infant Burial at Upward Sun River

Authors: Ben A. Potter^{a*}, Joel D. Irish^b, Joshua D. Reuther^{a,c}, and Holly J. McKinney^a

Affiliations:

a Department of Anthropology, University of Alaska Fairbanks. PO Box 757720, Fairbanks, AK 99775.

b Research Centre in Evolutionary Anthropology and Palaeoecology, Liverpool John Moores University. Byrom Street, Liverpool L33AF, United Kingdom.

c Archaeology Department, University of Alaska Museum of the North. 907 Yukon Dr, Fairbanks, AK 99775.

*Correspondence to: bapotter@alaska.edu

Keywords: Mortuary archaeology; Beringia; terminal Pleistocene

Abstract: Here we report on the discovery of two infant burials dating to ~11,500 cal BP at the Upward Sun River site (USR) in central Alaska. The infants were interred in a pit feature with associated organic and lithic grave goods, including the earliest known North American hafted bifaces with decorated antler foreshafts. Skeletal and dental analyses indicate that Individual 1 died shortly after birth and Individual 2 was a late-term fetus, making these the youngest aged late Pleistocene individuals known for the Americas, and the only known prenatally, offering the first opportunity to explore mortuary treatment of the youngest members of a terminal Pleistocene North American population. This burial was situated about 40 cm directly below a cremated 3-year old child previously discovered in association with a central hearth of a residential feature. The burial and cremation are contemporaneous, and differences in body

orientation, treatment, and associated grave goods within a single feature and evidence for residential occupation between burial episodes indicate novel mortuary behaviors. The human remains, grave goods, and associated fauna provide rare direct data on organic technology, economy, seasonality of residential occupations, and infant/child mortality of terminal Pleistocene Beringians.

Significance Statement: Two interred infants with associated grave goods and a third cremated child represent the earliest known human remains from the North American subarctic, and provide evidence for novel mortuary behaviors at the end of the last Ice Age. Two bifacial points with decorated foreshafts represent hafted projectiles, confirming earlier conclusions about Paleoindian weapon system form and function. Excellent faunal and other contextual data indicate broad spectrum foraging behaviors.

\body

The few known Ice Age North American burials offer important insights on mortuary and ritual behaviors otherwise invisible in the archaeological record (1-3). In 2010 we added to that record through recovery of a cremated 3-year old child (4) dating to ~11,500 cal BP, within the hearth of a residential structure at Upward Sun River (USR), Alaska (Fig. 1). In 2013 we excavated below the residential feature to further explore site structure and organization; in the process, another burial containing two unburned infant skeletons was discovered. Both were interred within a circular pit (F2011-13) directly below the cremation hearth (Feature 5, or F2010-5) (Figs. 2-3). Here we report on the context and implications of these discoveries.

The USR site is located on a loess-mantled sand dune in the central Tanana River basin. The site contains four components, dating between 13,200 and 8000 cal BP; the cremation and burials were within Component 3 (~11,500 cal BP). Site stratigraphy, site formation and disturbance, faunal, and lithics from 2007-2010 investigations have been previously reported (4-5). Backscatter plots confirm a general lack of post-depositional disturbance (Fig. 3, Fig. S1 in Supporting Appendix) which is consistent with

geoarchaeological observations, including horizontal paleosols (Ab horizons) that extend for several meters with no evidence of turbation (5-6).

The F2010-5 hearth extended from 70 to 80 cm below datum (cm BD) at its deepest point (43 cm below the occupation surface). A few faunal fragments and small charcoal flecks were recovered between 84-106 and 114-127 cm BD within the F2011-13 pit fill. Some fauna are burned, but the sediment shows no oxidization or consolidated charcoal lenses, indicating that they came from an upper hearth disturbed by excavation of the burial. The remains were at the bottom of the pit, with Individual 1 near the western edge and Individual 2 near the center, both within an ochre-rich matrix at 121-129 cm BD (~40-50 cm below the cremation hearth and 90 cm below the occupation surface). The pit has a nearly flat bottom with steep sides, and is approximately the same diameter as the bottom of the cremation hearth. In contrast to the cremation, there is no charcoal or ash below the ochre matrix, suggesting a lack of burning or other treatment of the burial pit before interment. A thin organic-rich layer (>1 mm) overlies the infants and grave goods.

The USR chronology is established through 27 ¹⁴C dates on 13 cultural features, nine stratigraphic charcoal, and five snail shells (succinids) located stratigraphically between Components 1 and 2 (4-5). Radiocarbon assays were calibrated using Calib 7.0.2 and the IntCal13 dataset (7-8). Secure dating for the burial was accomplished through radiocarbon analysis of charcoal (*Betula* sp.) adhering to one antler rod (see below), dating to 9930±50 ¹⁴C yr BP (Beta-371567) (11,600-11,230 cal BP). This age is statistically identical to three dates already obtained for the cremation, and is consistent with the suite of radiocarbon dates from older and younger stratigraphic contexts (4) (Fig. 3). Additional evidence for contemporaneity with the cremation and Component 3 includes the thin, unimodal vertical distribution of all cultural materials, consistent horizontal depth below surface, and absence of post-depositional disturbance. The cremation hearth and burial pit dates (n = 4) overlap at one standard deviation (Table S1), and are statistically the same ($\chi^2 = 7.81$, df = 3, p < 0.05), with a mean pooled radiocarbon age of 9970±30 BP (11,600-11,270 cal BP). Given similar ages for trees (*Populus balsamifera*) and short-lived shrubs (*Betula* sp.) and context, we argue that the burial and cremation represent nearly contemporaneous

events, associated with a single hunter-gatherer group. These deaths and interments may have occurred within a single seasonal occupation or within successive occupations.

Several discrete lithic activity areas were identified within Component 3, with broadly similar characteristics (i.e., reduction patterns indicate biface thinning and tool maintenance on a few raw material types). Lithic tools are limited to bifaces, retouched and utilized flakes, and a flake graver. Most of the lithic raw materials at USR Component 3 are cherts, including flake core fragments with stream-rolled cortex, suggesting they were secondarily deposited cobbles in nearby braided streams. The single USR obsidian flake is geochemically similar to obsidian from the Hoodoo Mountain source in Kluane National Park, Yukon, Canada (analyzed using a Bruker Tracer III-SD XRF instrument). USR is 600 km to the northwest of the Hoodoo Mountain source area, and marks some of the earliest use of this obsidian in Beringia during the terminal Pleistocene (9). Most early Eastern Beringian sites have obsidian from 200-300 km distance (9), and the USR data suggests very high mobility or existence of early long-distance exchange networks.

Faunal analyses (following 10) provide data on economy, seasonality, and association between the burials and cremation. These analyses include all fauna in both features, with matrices sieved through 1/16 in (1.68 mm) mesh, consisting of 827 identified specimens (NISP) within the cremation hearth and 103 within the pit fill (Table S2). Overall taxonomic diversity is similar between assemblages: dominated by salmonids and ground squirrels, similar diets between occupations (or portions of an occupation) are indicated. Both assemblages contained burned specimens, but the pit fill contained proportionally fewer burned remains. Since there are no faunal disposal areas outside the hearths and almost all bone is highly fragmented and comminuted directly within hearths at Component 3, we argue for bone disposal within hearths. There is no indication of the use of bone for fuel, as most of the identified remains are small mammals, fish, and birds. The increased burning in the hearth assemblage could reflect abandonment directly after the human cremation, and lack of subsequent food processing/consumption events. The presence of both salmon (*Oncorhynchus* sp.) and immature ground squirrels (*Urocitellus parryi*) constrain the season of occupation to between mid-July through early August (11-12). The similar abundances of

both taxa during a period before the lower individuals were buried and during use of the upper hearth strongly indicate a similar season of occupation.

Other taxa were present including a small salmonid (likely Coregoninae [whitefish]) that occurs in small numbers in the cremation hearth and the burial pit fill. Large mammals are represented by 51 small fragments (with a total weight of 17.6 g), and were recovered solely from the hearth. While these could not be identified to genus or element portion, cortical bone thickness (3.9-15.5 mm) indicates a very large size class, likely bison (*Bison priscus*) or wapiti (*Cervus canadensis*) given other terminal Pleistocene and early Holocene faunal assemblages in the region (4, 13-15). These data suggest a wide summer diet breadth and the lack of low-resource-yield high-density elements suggests consumption events rather than early-stage processing.

To investigate vertical distribution of fauna throughout the feature, we evaluated NISP by depth (Fig. S2) which indicates a predominance of identified material in the hearth, dropping off sharply below the hearth. The scattered fauna within the burial pit fill are evenly distributed, and indicate secondary context. Thus, the upper hearth was not created solely for the cremation, but was used as a cooking/disposal hearth between burial episodes.

Human Remains

The infant skeletal remains were largely complete and in anatomical position, allowing for reconstruction of body positions and orientation relative to the pit, site, and local landforms (Fig. 2). Individual 1 was supine, face up, with the knees tightly flexed toward the chest, left arm flexed across chest with hand near the chin, and right arm extended across the torso to the left. The positioning of Individual 2 was more difficult to ascertain. It appears to have originally been placed upright with knees tightly flexed toward the chest. However, when discovered, the torso was prone over the legs, both of which were semi-disarticulated, and the left arm extended beside the back and behind the pelvis. Elevation data confirm that the skull, thoracic vertebrae, and hands were superior to the pelvis, lower limbs, and lumbar vertebrae (Table S3). The forward shift of the torso was likely due to compression

from overlying soil. An alternate hypothesis is that Individual 2 represents a secondary burial, perhaps exhumed elsewhere and re-interred when Individual 1 died. Such an explanation could account for the unusual sitting position and disturbance of lower limbs. The position and arrangement of the infants and presence of ochre completely coating the bones suggest the two were wrapped in shrouds.

Individuals 1 and 2 and the antler rods are all oriented roughly parallel to each other, 9°, 8°, 359-361° (NNW) respectively. All were roughly perpendicular to the dune crest, the prominent alluvial terrace to the north, and Tanana River (between 295-310°, WNW). Individual 1 is oriented with the head toward the river while Individual 2 was likely sitting facing the river. The previously recovered cremated individual was likely face up with legs flexed and head oriented ~250° (SW); there was no clear relationship to the dune crest, terrace edge, or Tanana River and no grave goods were present. Thus, burial treatment, positioning, and orientation were substantially different between the cremation and inhumations.

The skeletal remains of both individuals are well preserved, and all elements appear to be present. However, post-depositional ground pressure led to considerable breakage of the most fragile elements. As such, the bones and teeth may be described as a) complete, b) fragmented but can be refitted, and c) too fragmented to refit and, in some cases, identify specifically. The latter state largely affects the two crania, especially bones of the face and vault.

With the exception of zygomatic length, pars petrosa width, and perhaps pars basilaris sagittal length and clavicle length, the osteometric measurements (Table S4) to estimate age at death indicate that Individual 1 survived birth – anywhere from a few days to perhaps a few months (i.e., >0 to >12 or >16 weeks). Assuming that the latter two high-end estimates are outliers, the most consistent age is between birth and six weeks, based on modern standards. Individual 2 appears to have been a late term fetus. Measurements (Table S5) suggest a range of >28 to <40, with a mean of 33 gestational weeks. Given the younger age, additional information regarding size can be estimated by using tables for 8-8.5-lunar month-old fetuses and formulae from (16). Based on dimensions of the pars petrosa, pars lateralis, and pars basilaris, the crown-heel length would have been between 40.4-45.6 cm, with a mean of 43.36 cm;

the weight estimates are 1330-2100 g, and a mean of 1725.5 g. Estimates from long bone dimensions are lower. Crown-heel lengths range from 35.7 to 42.2 cm and have a mean of 40.1 cm; weight values are 1200-1500 g and 1377.6 g.

Ages based on deciduous crown development are slightly higher (Table S6). Individual 1 may have lived up to 24 weeks after birth (17), but most likely 12-13 weeks with a range of >6 to <20 post-natal weeks (18-19). Estimates from the less-developed, fragmented crowns of Individual 2 are more problematic, yet the formation stage of Coc (i.e., cusp outline complete) in the deciduous maxillary lateral incisor (di2) and Cco-Coc (between coalescence of cusps and Coc stage) in the maxillary canine (dc) are indicative of 38 pre-natal weeks to full term (18-19). The crowns of Individual 1 also allow the scoring of 22 dental nonmetric traits (Table S7). Such data are useful for assessing population affinities of samples (20-21), though may provide some insight at an individual level. The study of Native American deciduous morphology is uncommon, but traits in Individual 1 could be compared with those in a pooled prehistoric sample from Ohio (21). Despite some exceptions, e.g., upper central incisors (dui1) that are only minimally shovel-shaped in appearance, nothing is divergent enough to suggest that Individual 1 was anything but a Native American.

The skeletal assessment of sex in infants, generally based on morphometric traits of the mandible and pelvis, is difficult (22-24). However, the faint protrusion of a narrow mental eminence and lack of gonial eversion on the mandible (Fig. S3) *may* suggest that Individual 1 was female (25). The shallow and oblique greater sciatic notch (Fig. S4) on the ilium in Individual 1, as well as Individual 2, is also indicative of a female (25). Successful recovery and analysis of genetic material can confirm these findings (e.g., Y chromosome presence/absence).

Individual 1 may be characterized as an infant, possibly female, who survived birth for a period of days to potentially <20 weeks. This description, of course, comes with several caveats, as most estimates are based on studies of recent European and European-derived skeletal samples that may not be representative of the population to which Individual 1 belonged. Most problematic is the variation in age between skeletal and dental methods. Two factors may be involved. First, Native American dental

development has been reported to be precocious relative to American whites (17), as confirmed in permanent teeth of Alaskan Natives (26). Second, no skeletal anomalies or pathologies are present but, given the young age at death, it may be possible that ill health affected growth (27). Thus, developmental age could have lagged behind chronological age. Either way, the age range could plausibly be narrowed, e.g., 6-12 weeks post-natal. Similar issues affect the interpretation of Individual 2, and extend to crown-heel length and weight, particularly given the variation in estimates from cranial (means of 43.36 cm and 1725.5 g) and long bone dimensions (40.1 cm and 1377.6 g); again, the more likely estimates may lie between these values. For aging, at least, dental and skeletal methods are concordant enough to confidently identify Individual 2 as a late-term fetus, likely >30 gestational weeks of age.

Another issue concerns the infants' relationship to one another. Individual 1 was clearly a primary burial. Individual 2, based on the disarticulation of some elements and unusual semi-upright position, appears to have been a secondary inhumation. One possible explanation, in a highly mobile foraging society for infants only a few weeks in age apart to be buried together, is that they were twins. Clinical studies show that twins are at greater risk for morbidity and mortality than singletons (28). And late-term death of one twin in utero (e.g., Individual 2) can adversely affect the second (Individual 1). Premature delivery of the deceased fetus is likely (68%), while that for the survivor might occur (57%) (29). Chances of diminished growth, developmental problems, and early death in the survivor increase as well, particularly among monozygotic twins (28-32). There are no key skeletal indicators to explore such a possibility. However, attempts at aDNA sampling are ongoing, and if Individuals 1 and 2 are found not to be siblings, an alternative explanation is needed (see discussion below). The concurrent deaths along with the cremated child may represent an instance of above average child mortality for a small hunter-gatherer group.

Grave Goods

Grave goods consist of four antler rods and two projectile points placed parallel to each other and adjacent to Individual 2 and a third biface placed next to the rods (Figs. 4, S5). All artifact surfaces are

coated with red ochre. All four rods are bi-beveled with wear patterns consistent with hafting, and three have multiple incised “X” patterns along their upper surface. These design patterns are unprecedented for known Paleoindian rods in North America (33). Three of the rods are significantly longer than Paleoindian examples (averaging 488 mm) (33), and are similar in size to the rhinoceros horn foreshaft (478 mm) at Yana RHS site in northern Siberia (34). The two lithic points were positioned in contact with the beveled ends of two of the rods. Given these positions, the presence of hafting marks on the bevels, and the congruence between the limits of edge-grinding and beveled portion of the rods, we maintain that the bifaces were affixed to the rods, shifting only minimally since burial. These represent the earliest known hafted bifaces in primary context in North America. The associated grave goods comprise functional weapon tips within atlatl-dart or spear systems (see 35).

The interpretation of materials as grave goods requires clear association and rejection of alternate hypotheses. All lithic and antler artifacts were covered with ochre. There is no indication this pit was used for other purposes before or after interment and no evidence of disposal behaviors. These materials were not cached for later retrieval, based on placement at the center of the pit touching Individual 1 and continued use of the area, including the hearth directly above these artifacts, reinforce their interpretation as grave goods.

The two USR projectile points are convex-based lanceolate in form, with one (artifact #58-87) exhibiting a basal break. Biface attributes are provided in Table S8. Flake scar orientations are variable to subradial with most flake scars extending to the midline. Edge grinding extends from the bases to 50-65% of their total length. Cross-sections are both lenticular. These two points are distinct from bifaces recovered elsewhere at USR Component 3 (illustrated in 4). The other bifaces likely represent multi-purpose bifacial implements given their morphology, asymmetry, beveling, and lack of impact fractures or edge-grinding. The third stone tool found within the USR burial pit was a rhyolite biface, with no evidence of edge grinding, which resembled other bifaces within the component in overall form, size, and (random) flaking patterns. These USR bifacial implements are similar in size, morphology, and flaking patterns to the convex-based elliptical and spatulate bifacial knives described from Dry Creek C2 (36).

Various forms of lanceolate bifacial points are ubiquitous in the western Subarctic, but the USR points are most consistent with interior Beringian Denali complex foliate forms (36-37). Willow-leaf foliate points are common in northwestern North America in the early Holocene, including the Little Arm phase of the Paleoarctic tradition in Yukon Territory (37-38) and Old Cordilleran assemblages in central and northern British Columbia (39). The two USR points were compared with the three major lanceolate point forms in eastern Beringia during the terminal Pleistocene / early Holocene transition, Denali, Mesa, and Sluiceway complexes (40-41). In overall dimensions (width and thickness), USR points are smaller than Sluiceway, but similar to Mesa (Type 1/A) points. The USR basal form (strongly convex or constricting base) is distinct from the Mesa type (concave to straight). Sluiceway complex is typified by convex bases, but, compared to the USR points, are generally longer, wider, and thicker with a distinct diamond-shaped cross-section (41). However, the USR specimens are similar in dimension and basal form to various Denali complex points, including Dry Creek Component 2, Moose Creek Component 2, Panguingue Creek Component 1, Sparks Point, and Whitmore Ridge in Alaska and Little Arm Phase of the American Paleoarctic tradition in Yukon Territory (13, 37, 42-45). Given these comparisons and the widespread distribution of Denali complex (or American Paleoarctic tradition) throughout interior eastern Beringia 12,500-6,000 cal BP (46-47), we attribute USR Component 3 materials to this cultural complex.

All four antler rods appeared intact and unbroken, but two (#58-83, #58-84) had hairline cracks at midpoints, breaking on recovery, suggesting compression may have facilitated initiation of breakage (Fig. S5). These breaks allowed for inspection of cross-sections to identify the material. A semi-circle of trabecular bone surrounded by dense cortical bone indicates they are antler, and given the size and morphology are likely from wapiti. Given the curvature, they were likely carved from the main antler beam (except possibly for #58-82, which was shorter in length, though similar in width and thickness). The antler could have been obtained between autumn and the end of March from live animals, based on the wapiti antler growth cycle (48), or they could have been obtained as shed antlers.

Rod measurements are presented in Table S9. All four rods are bi-beveled on the same axis (the side with the trabecular bone present), and all were positioned with bevels ‘down’, except #58-82, which

was oriented along its side. The bevels measured 75.1 ± 7.1 mm long and 13.5 ± 0.7 mm wide for the three larger rods and 47.7 ± 5.3 mm long and 12.5 ± 1.8 mm wide for the smaller rod. The rods were burnished along faceted edges. Cross-sections are convex and slightly flattened on the 'bottom' sides between bevels. All those with incised decorations were placed up with the decorations visible. Similarities in dimension, form, burnishing, and decorative incisions (as well as context) suggest they were manufactured in the same way, possibly by the same person.

In overall form, these rods are similar to Paleoindian beveled rods from various contexts in North America, including Anzick (49; see review in 50). There are disagreements in the literature on the function of these artifacts: foreshafts for dart points (49), points (51), pressure flakers (52), or sled shoes (53), see also (33, 54). We argue that they served as dart/spear foreshafts at USR. The two bifacial points were positioned at the ends of two of the longer rods. The distal ends of the rods were approximately at the same position as the upper limit of edge grinding on the points. The bevels show wear patterns consistent with attachment to other pieces (e.g., the bifacial point and dart shaft). Directly dated ice patch darts in southwest Yukon Territory ranging in age from 9520-1070 cal BP exhibit diameters from 4.6 to 15.4 mm in width and up to 194 cm in length for complete dart shafts, 10-14 mm wide shafts for antler points, and 22 mm wide antler foreshaft, while arrow shaft widths were 4.5 to 10 mm in width (35). Dart technology was completely replaced by bow and arrow technology in the region by 1310-1070 cal BP (35), suggesting the USR implements were foreshafts used in dart systems, though it is possible they may have been used in thrusting spear or javelin systems.

Ochre covered the foreshafts entirely and the points up to the edge of the haft, suggesting that the hafting material (possibly sinew) was also coated with ochre, but the point tips were left uncoated. The rhyolite biface was treated differently, as both surfaces were coated with ochre. The points and foreshafts were not broken, and were in a state of functionality, suggesting a cost was incurred in placing these tools in burial contexts given production efforts.

Discussion

One of the most intriguing aspects of the site is the differential mortuary treatment of infants and children in the burial and overlying cremation (the latter described in 4). These differences along with evidence for residential occupations before and after the double burial indicate more complex Beringian / North American Paleoindian mortuary behaviors than previously observed (see review in 3) (we note the term *complex* refers to these novel Paleoindian behaviors, not to more narrow definitions relating to social stratification, etc.). Several hypotheses to explain these patterns are evaluated here. The differences in mortuary treatment could reflect different cultural traditions or diachronic changes within a tradition. We reject these hypotheses given statistically contemporaneous dating and presence of a single widespread cultural tradition (Denali complex) in central Alaska between 12,500-6000 cal BP. The radiocarbon ages, data on seasonality, and the overall sequences of site formation within Component 3 also allow us to reject a hypothesis of changing burial treatment through time within a single cultural tradition. Given ethnographic data on subarctic hunter-gatherer group mobility (55-56), we do not expect multiple disparate groups to sequentially use a single relatively short-term tent/cooking hearth feature sequentially in seasonally specific ways, utilizing a nearly identical suite of faunal taxa. The USR dune is one of hundreds within a 3500 acre dune field (6). The most parsimonious explanation is that the feature was used by the same local band/family.

Mortuary behavior may vary relative to season of death – in this case, with deep burials in summer and cremations in winter. However, we can also reject this hypothesis as we have clear evidence for summer occupation for the burial and cremation episodes. Other hypotheses relate to culture-specific differences by gender or age-grade (i.e., infants/prenates vs. 3-year old children). Gender-based hypotheses cannot be evaluated unless aDNA from all three individuals are analyzed (and attempts to extract and amplify mtDNA from the cremated individual have not been successful to date). Evidence for differential treatment of newborns vs. children was reported in Upper Paleolithic Gravettian sites in Western Europe (57). The USR burials may provide similar evidence for treatment of newborns versus children in early Beringian societies, potentially relating to naming, ensoulment, or other ideological factors.

Infant/child burials with rich grave goods are present in both Paleoindian, e.g., Anzick (58) and European Upper Paleolithic and Mesolithic cultural traditions (59-61). The Sungir (adolescents) and La Madeleine (3-year old) finds have been interpreted as evidence of hereditary social ranking (61); however, ascribed status is unlikely to be present in egalitarian highly mobile foraging cultures (62). Both USR (and Anzick) grave goods consist of functional tools rather than ornaments, suggesting that early North American Paleoindian groups did not exhibit such ranking. While the similarities in grave good assemblages between Anzick and USR may reflect shared cultural norms, the differential mortuary practices at USR suggest that situational factors (e.g., individuals present/absent during burial rituals or unexpectedness of the deaths) might be significant sources of variation.

USR shares characteristics with other Paleoindian burials, including interment in pits, red ochre, and grave goods [e.g., Anzick, Gordon Creek, Browns Valley Man, summarized in (3)]. Anzick, a Clovis child burial, in particular, has close similarities to USR in the form of grave goods (beveled rods, projectile points, and other lithic tools) interpreted as a functional toolkit (49, 63). The presence of the hafted points may reflect the importance of hunting implements in the burial ceremony at USR and within the population as a whole, though we note the predominance of fish and small game at the site. One striking difference, relative to other Paleoindian burials, is the interment at USR within a residential base camp. In this context, USR is more similar to Ushki 1 level 6, in western Beringia where children were buried within residential features (64-65). USR and Ushki level 6 components also share elements of location (adjacent to large braided rivers), site function (residential base camps), and economy (salmon fishing), and have many common elements of material culture (46, 65). Though the sample size is small, the conformances may suggest similar mortuary practices and shared ideologies among Diuktai culture/Denali complex populations in northeast Asia and northwest North America at the terminal Pleistocene.

The USR sample size is too small to reconstruct paleodemographic patterns. However, the infant deaths seem consistent with high levels of childhood mortality for highly mobile hunter-gatherers (66-68); these rates can reach 43-45% in recent arctic/subarctic groups (69). The closely timed deaths of two

infants and one child could have been of particular detriment to the small USR group concerning long-term demographic effect – if not matched with consequent rapid replacement. Furthermore, the deaths occurred during the summer, a time period when regional resource abundance and diversity was high (70) and nutritional stress should be low, suggesting higher levels of mortality than may be expected given our current understanding of terminal Pleistocene / early Holocene adaptive strategies.

Given the excellent contextual control at USR, we can reconstruct the relationships of the burial with the cremated remains discovered in 2010 (4). Four radiocarbon dates from the bottom of the double burial to the top of the backfilled hearth are statistically contemporaneous – one of many lines of evidence for association between interments. The site was occupied at ~11,500 cal BP, where largely domestic activities occurred within a residential feature and base camp. The subsistence economy included a wide array of taxa: salmonid fish, small mammals and birds, along with large mammals transported from farther away. The two infants died and the pit was dug through the central hearth of the feature 40 cm below the bottom of the (later) hearth and 90 cm below the occupation surface. The infants and grave goods were placed in the bottom of the pit, which was immediately backfilled with sediment containing a small quantity of burned fish and small mammal specimens from earlier consumption events.

If Individuals 1 and 2 were twins, the former survived birth for at least five weeks while the latter died earlier *in utero*. If so, the two were not interred together during a single burial event. Individual 1 was clearly a primary interment. Thus, it is possible that Individual 2 represents a secondary burial, placed in the pit after Individual 1 died. This scenario could explain the different positions, i.e., Individual 1 at the edge of the pit and Individual 2 in the center adjacent to the grave goods. The residential feature was occupied and the hearth used at a later time (possibly the same season as the burial or a subsequent year during the same season). The third child (3-year old) subsequently died and was cremated in the residential hearth. Finally, the hearth was backfilled and the immediate area was abandoned. These mortuary practices would seem consistent with the high residential mobility expected of early Beringians (66, 71). Taken collectively, the burials and cremation at USR provide the first evidence for more complex mortuary behaviors among terminal Pleistocene Beringians and North American Paleoindians

than previously seen, including re-use of a residential feature over a previous burial. While the sample size is small, the differential mortuary treatment of the three individuals within a single feature is most plausibly related to situational factors or possibly age-grade differences.

Acknowledgements: This project was funded by the NSF (grants 1138811, 1223119). We thank representatives from Healy Lake Village Tribal Council and J. Isaacs, president and CEO of Tanana Chiefs Conference and R. Sattler for their support. We also thank Northern Land Use Research, Inc. and P. Bowers for field support; O. Davis for wood identification; and J. Rogers for field support; A. Linn for conservation; J. Rasic for verifying the obsidian source; B. Hemphill and J. Clark for their assistance. We also thank D. Meltzer and two anonymous reviewers for their comments.

References:

- 1 T. J. Green, B. Cochran, T. W. Fenton, J. C. Woods, et al., The Buhl Burial: a paleoindian woman from southern Idaho. *Am. Antiq.* **63**, 437 (1998).
- 2 D. M. Owlsey, M. A. Jodry, T. W. Stafford Jr., C. V. Haynes, et al., *Arch Lake Woman: Physical Anthropology and Geoarchaeology* (Texas A&M Univ. Press, College Station, 2010).
- 3 J. F. Powell, *The First Americans: Race, Evolution, and the Origin of Native Americans* (Cambridge Univ. Press, Cambridge, 2005).
- 4 B. A. Potter, J. D. Irish, J. D. Reuther, C. Gelvin-Reymiller, et al., A Terminal Pleistocene Cremation in Eastern Beringia. *Science* **331**, 1058 (2011).
- 5 B. A. Potter, J. D. Reuther, P. M. Bowers, and C. Gelvin-Reymiller, Little Delta Dune site: a late-Pleistocene multicomponent site in central Alaska. *Curr. Res. Pleistocene* **25**, 132 (2008).
- 6 J. D. Reuther, thesis, University of Arizona, Tuscon (2013).
P. Binant, *La préhistoire de la mort. Les premières sépultures en Europe*. (Errance, Paris, 1991).
P. Pettitt (2013) *The Palaeolithic origins of human burial*. Routledge, London.
- 7 P. Reimer, E. Bard, A. Bayliss, J. Beck, et al., IntCal13 and Marine13 radiocarbon age calibration curves 0-50,000 years cal BP. *Radiocarbon* **55**, 1869 (2014).
- 8 M. Stuiver, P. J. Reimer, Extended 14C database and revised CALIB radiocarbon calibration program. *Radiocarbon* **35**, 215 (1993).
- 9 J. D. Reuther, N. S. Slobodina, J. T. Rasic, J. P. Cook, et al., in *From the Yenisei to the Yukon*, T. Goebel, I. Buvit, Eds. (Texas A & M University Press, College Station, 2011), pp. 270-288.
- 10 E. J. Reitz, E. S. Wing, *Zooarchaeology* (Cambridge University Press, Cambridge, 2008).

- 11 C. L. Buck, B. M. Barnes, Annual cycle of body composition and hibernation in free-living arctic ground squirrels. *J. Mammal.* **80**, 430 (1999).
- 12 M. L. Colburn, Suspensory tuberosities for aging and sexing squirrels. *J. Wildlife Manage.* **50**, 456 (1986).
- 13 R. D. Guthrie, in *Dry Creek: Archeology and paleoecology of a late Pleistocene Alaskan hunting camp*, W. R. Powers, R. D. Guthrie, J. F. Hoffecker, Eds. (Report to the National Park Service, and on file at the Office of History and Archaeology, Anchorage, 1983), pp. 209-287.
- 14 B. A. Potter, C. E. Holmes, D. R. Yesner, in *Paleoamerican Odyssey*, K. Graf, Ed. (Texas A&M Press, College Station, 2013), pp. 81-103.
- 15 D. R. Yesner, in *Humans at the end of the Ice Age: The archaeology of the Pleistocene – Holocene transition*, L. G. Straus, B. V. Eriksen, J. M. Erlandson, D. R. Yesner, Eds. (Plenum Press, New York, 1996), pp. 255-276.
- 16 I. Fazekas, F. Kósa, *Forensic Fetal Osteology* (Akadémiai Kiadó, Budapest, 1978).
- 17 D. H. Ubelaker, *Human Skeletal Remains: Excavation, Analysis, Interpretation*, 2nd ed. (Taraxacum, Washington, 1989).
- 18 H. M. Liversidge, T. Molleson, Variation in crown and root formation and eruption of human deciduous teeth. *Am. J. Phys. Anthropol.* **123**, 172 (2004).
- 19 S. J. AlQahtani, *Atlas of human tooth development and eruption* (Queen Mary and Westfield College, www.atlas.dentistry.qmul.ac.uk, 2009).
- 20 C. G. Turner, II, C.R. Nichol, G. R. Scott, In *Advances in Dental Anthropology*, M. S. Kelly, C. S. Larsen, Eds. (Wiley-Liss, New York, 1991), pp. 13-32.
- 21 P. W. Sciulli, Evolution of the dentition in prehistoric Ohio Valley Native Americans: II. Morphology of the deciduous dentition. *Am. J. Phys. Anthropol.* **106**, 189 (1998).
- 22 M. E. Lewis, *The Bioarchaeology of Children: Perspectives from Biological and Forensic Anthropology* (Cambridge University Press, Cambridge, 2007).
- 23 L. A. Wilson, N. MacLeod, L. T. Humphrey, Morphometric criteria for sexing juvenile human skeletons using the ilium. *J. Forensic Sci.* **53**, 269 (2008).
- 24 L. A. Wilson, H. F. Cardoso, L. T. Humphrey, On the reliability of a geometric morphometric approach to sex determination: A blind test of six criteria of the juvenile ilium. *J. Forensic Sci.* **206**, 35 (2011).
- 25 H. Schutkowski, Sex determination of infant and juvenile skeletons: I. Morphognostic features. *Am. J. Phys. Anthropol.* **90**, 199 (1993).
- 26 S. O. Hutchinson, thesis, University of Alaska, Anchorage (2009).
- 27 R. J. Sherwood, R. S. Meindl, H. B. Robinson, R. L. May, Fetal age: Methods of estimation and effects of pathology. *Am. J. Phys. Anthropol.* **113**, 305 (2000).
- 28 P. O. Pharoah, Y. Adi, Consequences of in-utero death in a twin pregnancy. *Lancet* **355**, 1597(2000).
- 29 S. S. C. Ong, J. Zamora, K. S. Khan, M. D. Kilby, Prognosis for the co-twin following single-twin death: a systematic review. *BJOG Int. J. Obstet. Gy.* **113**, 992 (2006).
- 30 N. J. Carlson, C. V. Towers, Multiple gestation complicated by the death of one fetus. *Obstet. Gynecol.* **73**, 685 (1989).
- 31 H. J. Prömpeler, H. Madjar, W. Klosa, A. du Bois, et al., Twin pregnancies with single fetal death. *Acta Obstet. Gynecol. Scand.* **73**, 205 (1994).
- 32 K. Saito, Y. Ohtsu, K. Amano, M. Nishijima, Perinatal outcome and management of single fetal death in twin pregnancy: a case series and review. *J. Perinat. Med.* **27**, 473 (1999).
- 33 R. L. Lyman, M. J. O'Brien, A Mechanical and Functional Study of Bone Rods From the Richey Roberts Clovis Cache, Washington, U.S.A. *J. Archaeol. Sci.* **25**, 887 (1998).
- 34 V. V. Pitulko, P. A. Nikolsky, E. Y. Giryay, A. E. Basilyan, et al., The Yana RHS site: humans in the Arctic before the Last Glaciation. *Science* **303**, 52 (2004).

- 35 P. G. Hare, S. Greer, R. M. Gotthardt, R. Farnell, et al., Ethnographic and archaeological investigations of alpine ice patches in southwest Yukon. *Arctic* **57**, 260 (2004).
- 36 W. R. Powers, R. D. Guthrie, and J. F. Hoffecker, Eds., *Dry Creek: Archeology and paleoecology of a late Pleistocene Alaskan hunting camp* (National Park Service, Washington, DC, 1983).
- 37 W. B. Workman, *Prehistory of the Aishihik-Kluane Area, southwest Yukon Territory* (National Museum of Man Mercury Series, Archaeological Survey of Canada Paper No. 74, Ottawa, 1978)
- 38 P. G. Hare, T. J. Hammer, and R. M. Gotthardt, In *Projectile point sequences in northwestern North America*, R. L. Carlson and M. P. R. Magne, Eds. (Simon Fraser University Archaeology Press, Burnaby, 2008), pp. 321-332.
- 39 R. L. Carlson, In *Projectile point sequences in northwestern North America*, R. L. Carlson and M. P. R. Magne, Eds. (Simon Fraser University Archaeology Press, Burnaby, 2008), pp. 61-78.
- 40 M. L. Kunz, M. Bever, and C. Adkins “The Mesa site: Paleoindians above the Arctic Circle” (BLM – Alaska Open File Report 86. U.S. Department of the Interior, Bureau of Land Management, Anchorage, 2003).
- 41 J. Rasic, In *From the Yenisei to the Yukon*, T. Goebel, I. Buvit, Eds. (Texas A & M University Press, College Station, 2011), pp. 128-164.
- 42 G. A. Pearson, Early occupations and cultural sequence at Moose Creek: a late Pleistocene site in central Alaska. *Arctic* **52**, 332 (1999).
- 43 W. R. Powers, H. E. Maxwell, “Lithic remains from Panguingue Creek: An Early Holocene site in the northern foothills of the Alaska Range.” (Alaska Historical Commission, Anchorage, 1986).
- 44 F. H. West, B. S. Robinson, R. G. Dixon, In *American Beginnings: the prehistory and palaeoecology of Beringia*, F. H. West, Ed. (University of Chicago Press, Chicago, 1996), pp. 394-398.
- 45 F. H. West, B. S. Robinson, C. F. West, In *American Beginnings: the prehistory and palaeoecology of Beringia*, F. H. West, Ed. (University of Chicago Press, Chicago, 1996), pp. 386-394.
- 46 F. H. West, In *American Beginnings: the prehistory and palaeoecology of Beringia*, F. H. West, Ed. (University of Chicago Press, Chicago, 1996), pp. 537-559.
- 47 D. W. Clark, R. M. Gotthardt, *Microblade complexes and traditions in the interior Northwest as seen from the Kelly Creek Site. West-Central Yukon* (Occasional Papers in Archaeology, No. 6. Yukon Heritage Branch, Whitehorse, 1999).
- 48 J. C. Haigh, R. J. Hudson, *Farming wapiti and red deer* (Mosby Year Book, Inc., St. Louis, 1993).
- 49 L. L. Lahren, R. Bonnicksen, Bone Foreshafts from a Clovis Burial in Southwestern Montana. *Science* **186**, 147 (1974).
- 50 C. A. Hemmings, thesis, University of Florida, Gainesville (2004).
- 51 G. C. Frison, C. Craig, In *The Agate Basin Site: a record of the Paleoindian occupation of the Northwestern high Plains*, G. C. Frison, D. J. Stanford, Eds. (Academic Press, New York, 1982), pp. 161-173.
- 52 P. J. Wilke, J. J. Flenniken, T. L. Ozbun *J. Calif. Grt. Bsn. Anthropol.* **13**, 242 (1991).
- 53 R. M. Gramly, *The Richey Clovis Cache* (Persimmon Press, Buffalo, New York, 1993).
- 54 G. A. Pearson, North American Paleoindian Bi-Beveled Bone and Ivory Rods: A New Interpretation. *N. Am. Archaeol.* **20**, 81 (1999).
- 55 R. A. McKennan, *The Upper Tanana Indians* (Yale University Publications in Anthropology 55, New Haven, 1959).
- 56 L. R. Binford, *Constructing Frames of Reference* (University of California Press, 2001).

- 57 J. Zilhão, Burial evidence for social differentiation of age classes in the Early Upper Paleolithic. *Etud. Res. Archéol. Univ. Liège* **111**, 231 (2005).
- 58 P. J. Wilke, J. J. Flenniken, T. L. Ozbun, Clovis Technology at the Anzick Site, Montana. *J. Calif. Grt. Bsn. Anthropol.* **13**, 242 (1991).
- 59 V. Formicola, A. P. Buzhilova, Double Child burial from Sunghir (Russia): Pathology and Inferences for Upper Paleolithic Funerary Practices. *Am. J. Phys. Anthropol.* **124**, 189 (2004).
- 60 T. Einwögerer, H. Friesinger, M. Handel, C. Neugebauer-Maresch, et al., Upper Paleolithic Infant Burials. *Nature* **444**, 285 (2006).
- 61 M. Vanhaeren, F. d'Errico, In *Mesolithic on the Move*, L. Larsson, H. Kindgren, K. Knutsson, D. Leoffler, A. Akerlund, Eds., (Oxbow Monographs, Oxford, 2003), pp. 495-505.
- 62 R. L. Kelly, *The lifeways of hunter-gatherers: the foraging spectrum* (Cambridge Univ. Press, Cambridge, 2013).
- 63 M. Rasmussen, S. L. Anzick, M. R. Waters, P. Skoglund, et al., The genome of a late Pleistocene human from a Clovis burial site in western Montana. *Nature* **506**, 225 (2014).
- 64 N. N. Dikov, "Drevnie kul'tury severo-vostochnoi Azii [Early Cultures of Northeastern Asia]" (Nauka, Moscow, 1979, transl. by National Park Service, Anchorage, 2004).
- 65 T. E. Goebel, S. B. Slobodin, in *Ice Age people of North America: Environments, Origins, and Adaptations*, R. Bonnicksen, K. L. Turnmire, Eds. (Oregon State Univ. Press, Corvallis, 1999), pp. 104–155.
- 66 R. L. Kelly, L. C. Todd, Coming into the country: Early Paleoindian hunting and mobility. *Am. Antiq.* **53**, 231 (1988).
- 67 R. Walker, K. Hill, M. Gurven, A. Migliano, N. Chagnon, R. De Souza, G. Djurovic, R. Hames, A. M. Hurtado, H. Kaplan, K. Kramer, W. J. Oliver, C. Valeggia, T. Yamauchi. Growth Rates and Life Histories in Twenty-Two Small-Scale Societies. *Am. J. Human Biol.* **18**, 295 (2006).
- 68 N. Waguespack, Why We're Still Arguing About the Pleistocene Occupation of the Americas. *Evol. Anthropol.* **16**, 63 (2007).
- 69 N. Waguespack, Colonization of the Americas: Disease Ecology and the Paleoindian Lifestyle. *Human Ecol.* **30**, 227 (2002).
- 70 D. R. Yesner, In *Foragers of the Terminal Pleistocene in North America*, R. B. Walker, B. N. Driskell, Eds., (University of Nebraska Press, Lincoln, 2007), pp. 15-31.
- 71 B. A. Potter, C. E. Holmes, D. R. Yesner In *Paleoamerican Odyssey*, K. Graf, Ed. (Texas A&M Press, College Station, 2013), pp. 81-103.

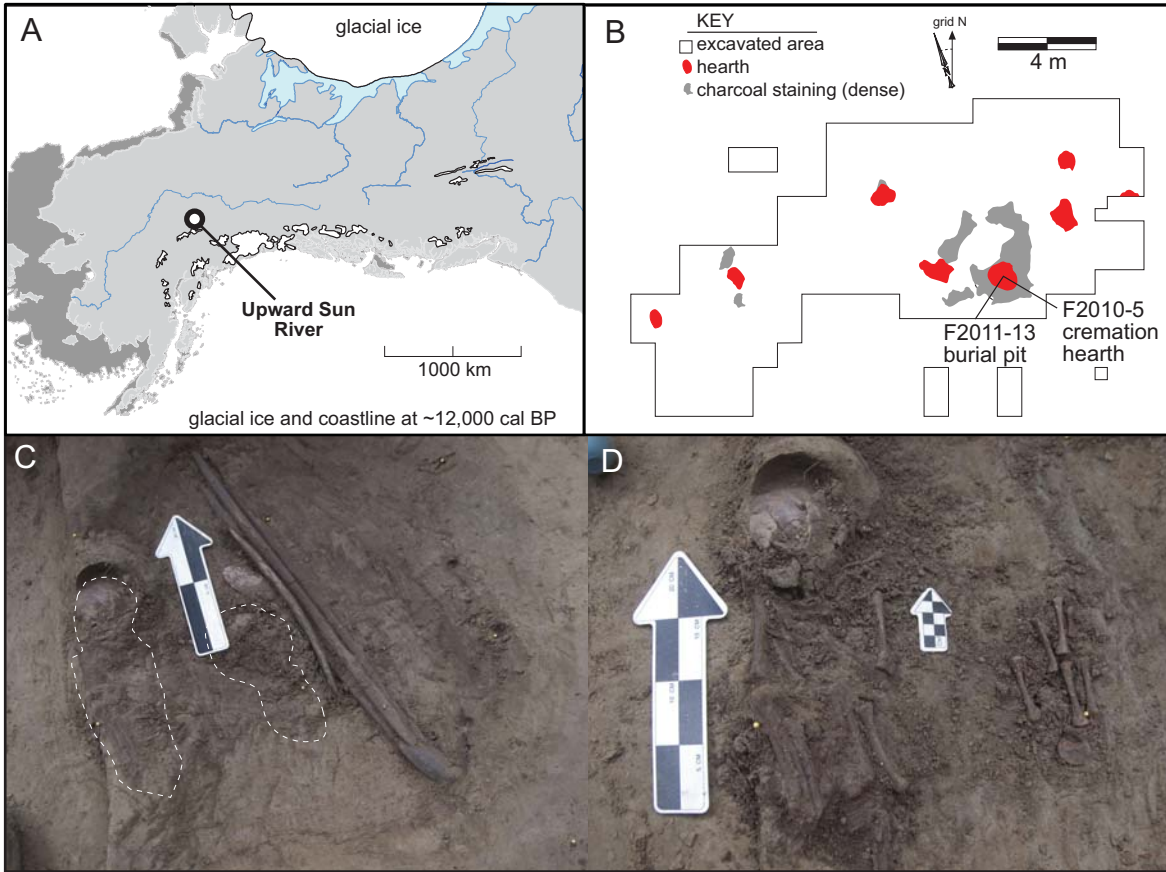
Figure Legends:

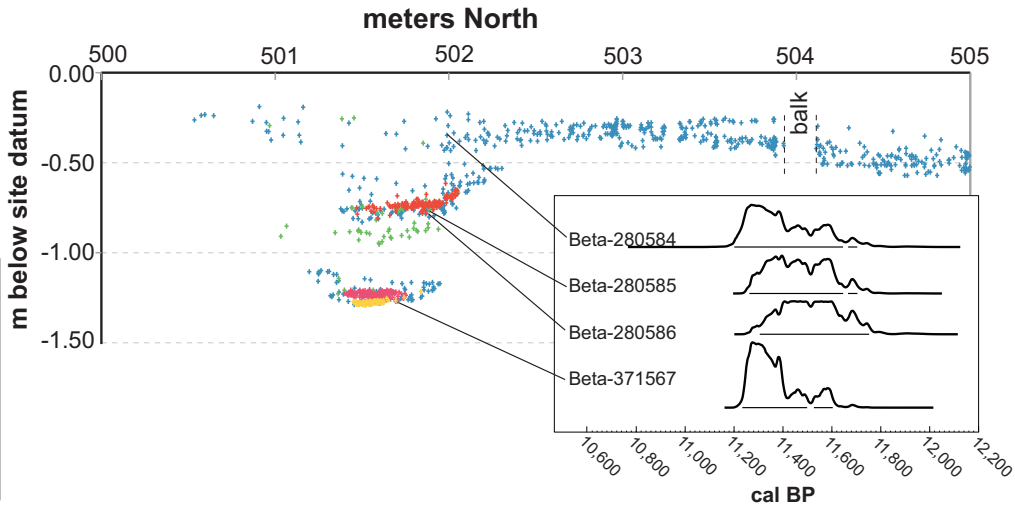
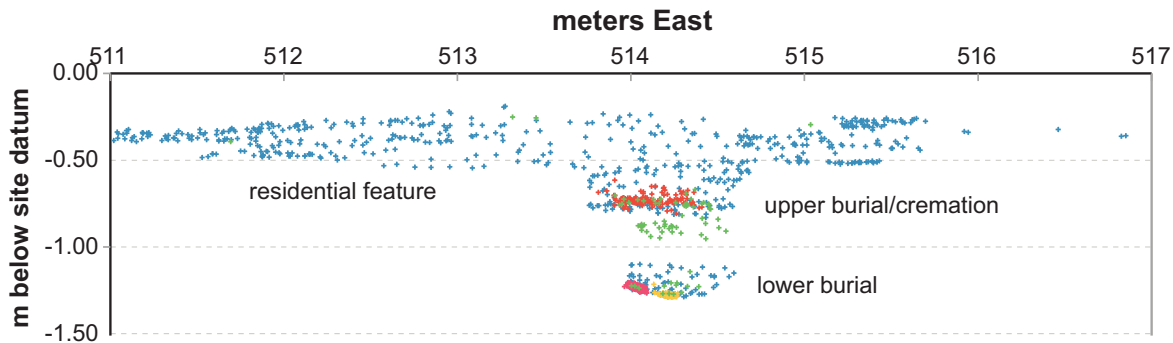
Fig. 1. Burial pit at USR. (A) Location. (B) Site area showing hearths. (C) Individuals 1 (right) and 2 (left) with associated grave goods. (D) *In situ* human remains.

Fig. 2. Plan view of burial feature floor. (Inset) Burial pit feature extent.

Fig. 3. Backscatter plot of residential structure floor, upper and lower burials. (Inset) Calibrated radiocarbon ages and locations.

Fig. 4. Decorated antler bi-beveled foreshafts and associated bifaces (note: projectile points are shown below associated foreshafts).





KEY

- charcoal (feature surface)
- fauna
- Upper Individual
- Lower Individual 2
- Lower Individual 1



58-87



58-83



58-84



58-88



58-85



58-86



58-82

