

**Begonia bangsamoro (Begoniaceae, section Petermannia), a new species from Mindanao Island, the Philippines**

Buenavista, Dave; Ang, Yu Pin; Pranada, MC Andrew K; Salas, Daryl S; Mollee, Eefke; McDonald, Morag

Phytotaxa

DOI:

[10.11646/phytotaxa.497.1.4](https://doi.org/10.11646/phytotaxa.497.1.4)

Published: 16/04/2021

Publisher's PDF, also known as Version of record

[Cyswllt i'r cyhoeddiad / Link to publication](#)

Dyfyniad o'r fersiwn a gyhoeddwyd / Citation for published version (APA):

Buenavista, D., Ang, Y. P., Pranada, MC. A. K., Salas, D. S., Mollee, E., & McDonald, M. (2021). *Begonia bangsamoro* (Begoniaceae, section Petermannia), a new species from Mindanao Island, the Philippines. *Phytotaxa*, 497(1), 39-48. <https://doi.org/10.11646/phytotaxa.497.1.4>

Hawliau Cyffredinol / General rights

Copyright and moral rights for the publications made accessible in the public portal are retained by the authors and/or other copyright owners and it is a condition of accessing publications that users recognise and abide by the legal requirements associated with these rights.

- Users may download and print one copy of any publication from the public portal for the purpose of private study or research.
- You may not further distribute the material or use it for any profit-making activity or commercial gain
- You may freely distribute the URL identifying the publication in the public portal ?

Take down policy

If you believe that this document breaches copyright please contact us providing details, and we will remove access to the work immediately and investigate your claim.



<https://doi.org/10.11646/phytotaxa.497.1.4>

Begonia bangsamoro (Begoniaceae, section *Petermannia*), a new species from Mindanao Island, the Philippines

DAVE P. BUENAVISTA^{1,2,4}, YU PIN ANG^{3,5*}, MC ANDREW K. PRANADA^{3,6}, DARYL S. SALAS^{2,7}, EEFKE MOLLEE^{1,8} & MORAG MCDONALD^{1,9}

¹ School of Natural Sciences, Bangor University, Wales, U.K.

² Department of Biology, Central Mindanao University, 8710 Bukidnon Philippines

³ Philippine Taxonomic Initiative, Inc, Botanica Building, El Nido, Palawan, 5313 Philippines

⁴ [✉ davista.cmu@gmail.com](mailto:davista.cmu@gmail.com); [ORCID](https://orcid.org/0000-0002-0198-2179) <https://orcid.org/0000-0002-0198-2179>

⁵ [✉ ypang@phtaxa.org](mailto:ypang@phtaxa.org); [ORCID](https://orcid.org/0000-0002-7553-7545) <https://orcid.org/0000-0002-7553-7545>

⁶ [✉ mapranada@phtaxa.org](mailto:mapranada@phtaxa.org); [ORCID](https://orcid.org/0000-0003-1477-4878) <https://orcid.org/0000-0003-1477-4878>

⁷ [✉ biodaryl@gmail.com](mailto:biodaryl@gmail.com); [ORCID](https://orcid.org/0000-0002-7229-076X) <https://orcid.org/0000-0002-7229-076X>

⁸ [✉ e.mollee@bangor.ac.uk](mailto:e.mollee@bangor.ac.uk); [ORCID](https://orcid.org/0000-0001-8444-4765) <https://orcid.org/0000-0001-8444-4765>

⁹ [✉ m.mcdonald@bangor.ac.uk](mailto:m.mcdonald@bangor.ac.uk); [ORCID](https://orcid.org/0000-0002-5908-5315) <https://orcid.org/0000-0002-5908-5315>

*Author for correspondence

Abstract

Begonia bangsamoro, a new Philippine *Begonia* species from the section *Petermannia* is described and illustrated. The new species was discovered in the fragmented riparian forest of Lanao del Sur, along the Ginapukan river in Wao, Mindanao island, Philippines. The previous collections also revealed that it occurs in the nearby province of Bukidnon. *Begonia bangsamoro* is distinguished from other Philippine *Begonia* by its lacerate leaf margins, terminal inflorescences, 4-tepaled staminate flowers, and sparsely hirsute ovaries. The new species is compared with the phenetically similar *B. quercifolia*. Based on IUCN Red List criteria, *B. bangsamoro* is designated as Endangered (EN).

Keywords: endemic, *Begonia quercifolia*, eudicots, Cucurbitales, Lanao del Sur, Malesia, taxonomy

Introduction

Established by Plumier in 1700 with six species (Dryander 1791; Doorenbos *et al.* 1998), *Begonia* Linnaeus (1753: 1056) is now a remarkable genus comprised of 2,001 species making it the sixth-largest genus amongst angiosperms (Moonlight *et al.* 2018; Hughes *et al.* 2015). This number, however, is expected to increase as hundreds of possibly undescribed species are likely to be discovered particularly in Southeast Asia—the centre of *Begonia* diversity (Moonlight *et al.* 2018; Thomas *et al.* 2012; Tian *et al.* 2018). *Begonia* section *Petermannia* (Klotzsch 1854: 194) de Candolle (1859: 128), in particular, has the highest species richness in Asia with more than 200 species (Peng *et al.* 2017). Yet, the same region is also a hotspot of tropical deforestation driven by the expanding plantation economy (Kenney-Lazar & Ishikawa 2019; Zeng *et al.* 2018). With approximately 82 billion m² of the area being converted into croplands (Zeng *et al.* 2018) and 500 times faster than the expected extinction rate for plants (Humphreys *et al.* 2019), documenting and conserving the region's flora is a race against time, especially in the remaining ecologically intact landscapes and other little-known biocultural territories.

The Bangsamoro Region on the island of Mindanao, Philippines is one of the botanically unexplored areas of Southeast Asia. Established in 2019, the Bangsamoro Autonomous Region in Muslim Mindanao (BARMM) is a newly recognised region that gained its autonomy after decades of armed conflict between the government of the Philippines and the Bangsamoro people whose historical assertion of self-governance and statehood date back to the middle of 15th-century Sultanates (Abubakar 2019; Abuza & Lischin 2020; Lingga 2004). The decades of socio-political conflict, violence, and insurgency hampered all fieldwork in the region and many of its mountain flora (i.e., Mount Ragang and Mount Makaturing in Lanao del Sur, BARMM) remain poorly known.

To fill this gap, the field surveys were carried out within the province of Lanao del Sur in the Bangsamoro region. With the photo-documentation of the local flora in the forest patches of Sitio Trese, Barangay Banga, Wao, Lanao del Sur, BARMM (Figure 1), an unidentified *Begonia* was hypothesised to be an undescribed species. This was validated and confirmed through morphological comparisons of the herbarium specimens with the protologues, digitally available type specimens, and botanical descriptions from relevant literature. As such, with a window of opportunity to botanically explore the Municipality of Wao in the Bangsamoro region, we are delighted to present the discovery of a new species of *Begonia* from section *Petermannia*.

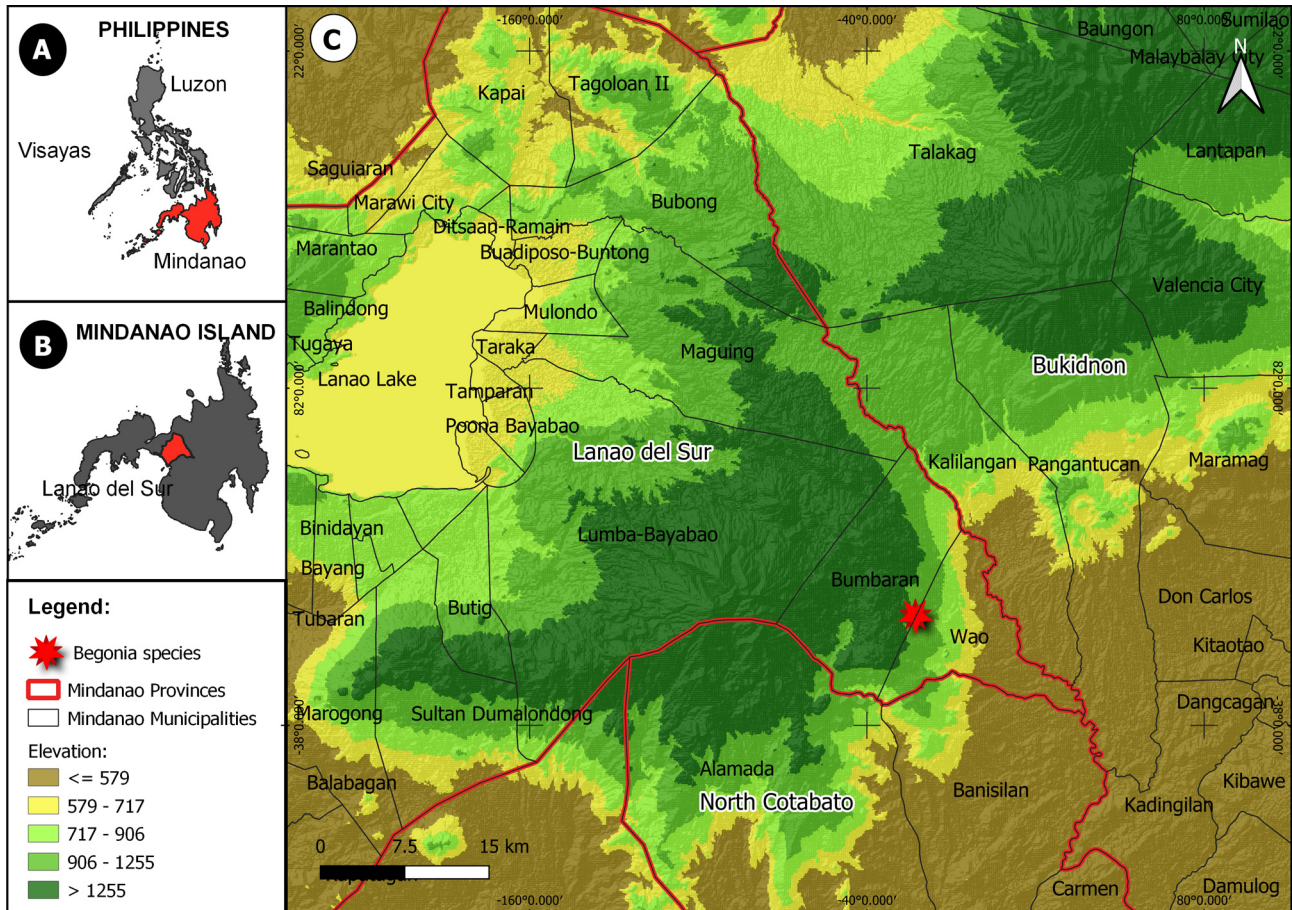


FIGURE 1. Map indicating the type locality of *B. bangsamoro* in the Municipality of Wao (C), province of Lanao del Sur, Mindanao island (B), Philippines (A). Illustrated by D.S. Salas

Materials and methods

For the authorized collection of plant samples, we were granted Prior Informed Consent (PIC), and Municipal Wildlife Permit on the 13th of July 2020 through the Office of the Municipal Mayor Elvino B. Balicao Jr. and the Municipal Environment and Natural Resources Office (MENRO) of Wao, respectively. The site was revisited for the field documentation and collection of herbarium specimens on the 9th of August 2020. The inflorescence of both staminate and pistillate flowers was preserved in spirit whilst plant samples for type specimens were pressed and dried for herbarium collections. For morphological examinations, quantitative characters were taken using a ruler, digital caliper, and dissecting microscope with a graduated eyepiece for the microscopic structures like the hairs. The hypothesis that the *Begonia* from Lanao del Sur represents a new and distinct taxon was then tested by morphological comparison with the phenetically similar *Begonia* species in the section *Petermannia* from the Philippines. Typifications were made in following the provisions of the Shenzhen Code otherwise known as the International Code of Nomenclature for Algae, Fungi, and Plants (Turland *et al.* 2018). The holotype and isotype were deposited in the Botany and National Herbarium Division of the National Museum of the Philippines, Manila. The conservation status of the new species was assessed according to the provisions of IUCN Categories and Criteria Version 14 (IUCN Standards and Petitions Committee, 2019).

Taxonomic Treatment

Begonia bangsamoro D.P.Buenavista, Pranada & Y.P.Ang *sp. nov.* § *Petermannia* (Fig. 2, 3)

Type:—PHILIPPINES. Mindanao Island, Province of Lanao del Sur, Municipality of Wao, Barangay Banga, Sitio Trese, 1197 m elevation, 9 August 2020, *D.P. Buenavista: DPB 001; PNH 258465* (holotype: PNH!); *DPB 002; PNH 258466* (isotype: PNH!).

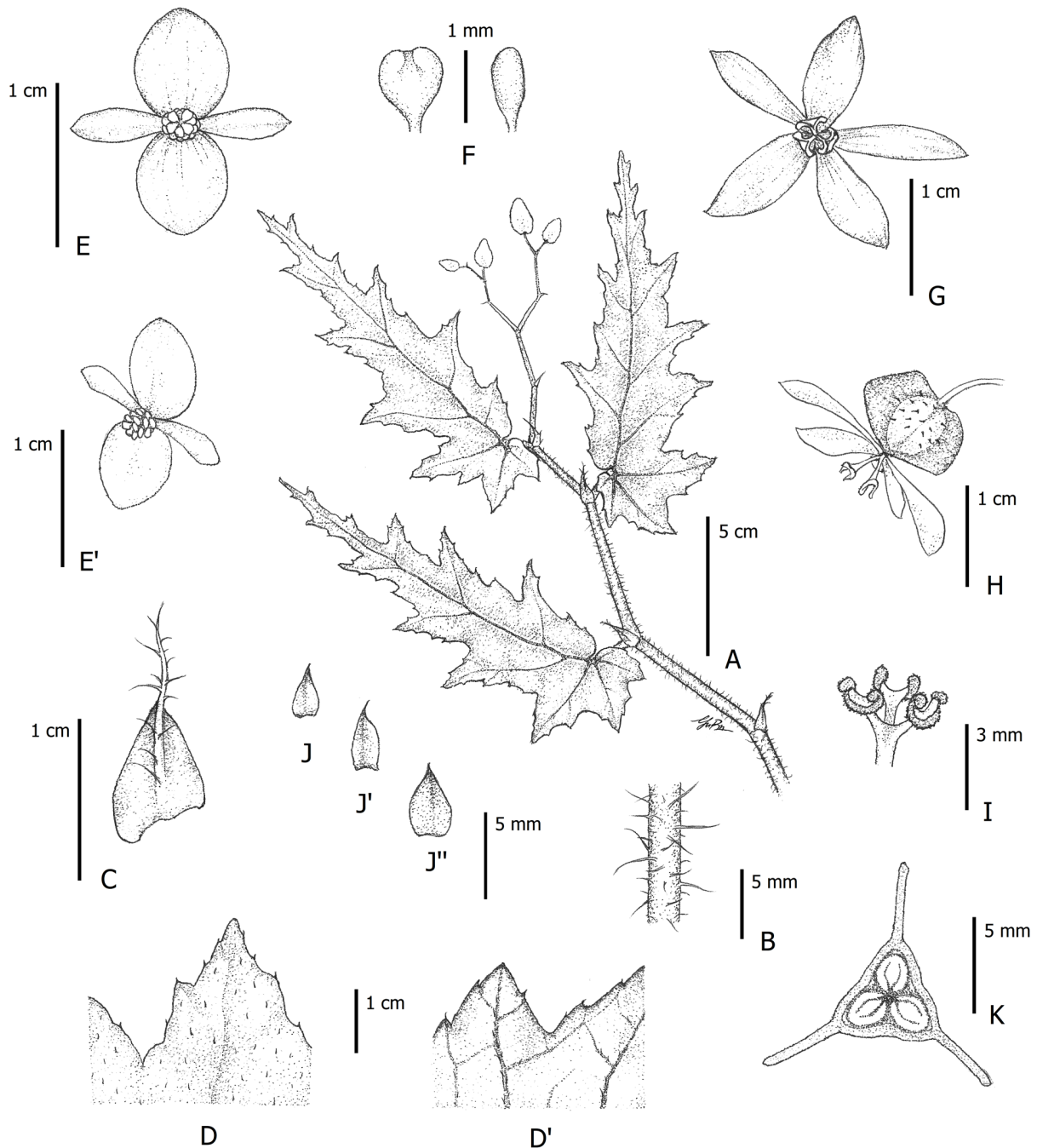


FIGURE 2. *B. bangsamoro*. **A.** Habit; **B.** Stem; **C.** Stipule; **D, D'** Leaf adaxial and abaxial surfaces; **E, E'**. Staminate flower face and angled view; **F.** Stamen top and side view; **G.** Pistillate flower face view; **H.** Pistillate flower side view, showing ovary; **I.** style; **J, J', J''.** Bracts; **K.** Ovary cross-section. *Line drawing by Y.P. Ang.*

Diagnosis:—*Begonia bangsamoro* is most similar to *B. quercifolia* DC. among the species of *Begonia* section *Petermannia* of the Philippines in having upright stem and lacerate or incised leaf. However, it differs in having pilose (vs. glabrous) stems and rachis, lance-ovate (vs. oblong) leaves, ovate (vs. oblong) stipules, 4 (vs. 2) staminate tepals, caducous (vs. persistent) bracts and terminal (vs. axillary) staminate inflorescences.



FIGURE 3. *B. bangsamoro*. **A.** Habitat and habit; **B.** Stem; **C.** Stipule; **D.** Bract; **E, E'.** Leaf adaxial and abaxial surface respectively; **F.** Inflorescence; **G.** Staminate flower face view; **H.** Pistillate flower face view; **I.** Pistillate flower side view, showing ovary; **J.** Capsule; **K.** Ovary cross-section. *Photos all by DP Buenavista.*

Monoecious, terrestrial, perennial herb, up to 55 cm tall. **Stem** terete, brown to red, 2–3 mm thick, red to white pilose (*ca.* 2 mm long), internodes 3.3–6.6 cm long, nodes slightly swollen. **Stipules** persistent, ovate, red, keeled, adaxially glabrous, abaxially sparsely hairy on the upper half of keel, margins entire, 6–10 × 7–7.5 mm, apex aristate, arista extended for an addition *ca.* 3.5 mm long. **Leaves** alternate; petiole terete, red, 1.5–2.1 × 2.0–6.5 mm long, red pilose (*ca.* 2 mm long); lamina asymmetric, basifixed, lance-ovate, 7.6–10.8 × 3.1–4.1 cm, margins lacerate, serrated

to doubly-serrated, shallowly undulating, ciliate (*ca.* 0.5 mm long), base cordate, apex caudate or attenuate; lamina chartaceous, adaxially green, veins reddish-brown, puberulent (*ca.* 1 mm long), glabrescent, abaxially pale green, intervein glabrous, veins reddish-brown, slightly raised, appressed puberulous; venation basally palmate, primary veins *ca.* 7, actinodromous, secondary veins craspedodromous. **Inflorescence** terminal, bisexual, protogynous, pistillate flower solitary, at base of staminate cymes, staminate inflorescences dichasial cymes, branching 3–4 times, peduncle pale red, 1.6–1.7 cm long, pilose. **Bracts** ovate, caducous, hyaline, glabrous, 3–5 × 1–2 mm, decreasing in size towards the summit of inflorescence nodes, margins entire, apex cuspidate. **Staminate flower** pedicel 4–5 mm long, glabrous, tepals 4, white suffused with pink, glabrous; outer tepals 2, ovate to widely elliptic, *ca.* 7 × 5 mm, margins entire, apex bluntly obtuse, base rounded; inner tepals 2, elliptic to lanceolate, 6–7 × 2 mm, margins entire, apex rounded to acute, base rounded; androecium actinomorphic, *ca.* 2 mm in diameter, stamens 20–25, yellow, crowded on elongated axis *ca.* 3 mm in length; anthers obovoid, *ca.* 1.2 mm long. **Pistillate flower** pedicel 4–5 mm long, sparsely puberulous, tepals 5, white suffused with pink, glabrous, margins entire; outer tepals 2, narrowly elliptic, 13 × 3 mm, apex rounded to acute; inner tepals 3, narrowly elliptic, 13–14 × 4–5 mm, apex acute; ovary pale green, sparsely minute hirsute, trigonous-ellipsoidal, 6–7 × 5 mm (wings excluded), wings 3, subequal, subrhomboid, widening towards the apex, proximally and distally truncated, 5 × 3–3.5 mm wide, locules 3, placentae axile, bilamellate; styles 3, yellow, bifid, *ca.* 3 mm long, stigma spirally twisted and papillose all around. **Capsule** similar in dimensions to the ovary, recurved when mature.

Etymology:—The specific epithet is named after the Bangsamoro people which refers to the thirteen ethnolinguistic groups native to the southern Philippines. The Bangsamoro people collectively include the Bajao, Iranun, Jama Mapun, Kalagan, Kalibugan, Maguindanao, Palawanon, Maranaw, Mollbog, Sama, Sangil, Tausug, and Yakan. With livelihoods and culture intimately intertwined with nature, the Bangsamoro people living within the traditional territory safeguard a number of Key Biodiversity Areas (i.e., Lake Lanao, Mount Piagayungan, and Tawi-Tawi Island). These designated KBA's in the Bangsamoro region is of global importance to biodiversity conservation of terrestrial, freshwater, and marine ecosystems.

Distribution and ecology:—*Begonia bangsamoro* thrives within the riparian forest along the Ginapukan river in Sitio Trese, Barangay Banga, Wao, Lanao del Sur, BARMM. The population of this species is sparsely distributed on the forest floor and along the riverbanks with a closed canopy. Some individuals were observed to creep up and shallowly rooting into a wet substrate such as the roots of tree fern for support. This forest fragment, however, is surrounded by agricultural lands, in particular, vegetable and sugarcane plantations. To date, this species is observed in Lanao del Sur, but the full extent of the distribution is not known due to the inaccessibility of the terrain.

Conservation status:—With the expanding plantation of cash crops and continuous clearing of the forests, the population of this species within the fragmented forest is restricted and faces a potential decline in the near future. The entire population of *B. bangsamoro* composed of about 180 individuals occurs within one km². The nearest *B. bangsamoro* population is approximately 30 metres away from the forest edge surrounded by the aubergine and coffee plantations. However, the new species has also been documented in the nearby province of Bukidnon, Mindanao based on previous collection and photos. An unidentified collection by Ramos & Edaña (39103) from Tangculan, Bukidnon, which was then determined as *B. incisa*, appears to be of *B. bangsamoro* as seen from the degree of laceration of the lamina and the pilose stem. *B. bangsamoro* also occurs in the Mount Kitanglad Range Natural Park based on photographs by Pelsler & Barcelona available at the Co's Digital Flora of the Philippines (Pelsler *et al.* 2011 onwards). The photos, which are labelled as *B. contracta* Warburg (1904: 54), show lacerate leaves, pilose stem, 4-tepaled staminate flower and 5-tepalled pistillate flower, characteristics that best describe *B. bangsamoro*. As such, following the IUCN Red List Version 14, we provisionally classified *B. bangsamoro* as endangered due to its severely fragmented geographical range and very small population within the province of Lanao de Sur.

Notes:—*Begonia bangsamoro* is distinctive in having a 4-tepalled staminate flower, a character which is not commonly seen in section *Petermannia* since most species in the section are 2-tepalled except for a few species which include *B. mindanaensis* Warburg (1904: 55), *B. longibractea* Merrill (1920: 293), and *B. affinis* Merrill (1912: 308). In gross morphology, *B. bangsamoro* resembles *B. quercifolia* De Candolle (1859: 129), a species known from the islands of Samar and Leyte in the Visayas, north of Mindanao (Fig. 5). They are most similar in their erect habit and lacerate leaf margin but *B. bangsamoro* can be easily distinguished by its pilose (vs. glabrous) stem and ovate (vs. oblong) stipules. *B. bangsamoro* is also evidently different by its shorter petioles (2–6.5 cm long) as compared to the petioles of *B. quercifolia* which measure from 7.5 mm to 61 mm long. In the reproductive structures, *B. bangsamoro* is different by its terminal, cymose inflorescence (vs. axillary, racemose) and shorter peduncles at 16–17 mm (vs. 26–32 mm), shorter ovary length at 6–7 mm (vs. 14–15.5 mm). Additionally, the type specimens of *B. quercifolia* (Cuming 1696) show that the bracts of the staminate inflorescence are persistent as opposed to the caducous bracts of

B. bangsamoro. The new species, *B. bangsamoro*, can be also readily distinguished from *B. quercifolia* by the number of their staminate tepals with 4 for the former and 2 for the latter. Detailed comparison is seen in Table 1.

TABLE 1. Morphological differences between *B. quercifolia* and *B. bangsamoro*.

Character	<i>B. bangsamoro</i> (Figs 2, 3)	<i>B. quercifolia</i> *
Stem		
vestiture	pubescent (ca. 2mm long)	glabrous
internode length (cm)	3.3–6.6	2.1–3.2
Stipule		
shape	ovate	oblong
length (mm)	9–13	5–10
Petiole		
vestiture	pubescent	sparsely pubescent
length (mm)	2–6.5	7.5–61
Leaf		
shape	lance-ovate	oblong
dimension (cm)	7.6–10.8 × 3.1–4.1	9.5–14.4 × 2.8–5
adaxial vestiture	minutely puberulous	sparsely pubescent
Staminate inflorescence		
position	terminal	axillary or terminal
type	dichasial cyme, branching 3–4 times	racemose, branching dichotomously once or none at base
peduncle length (mm)	16–17	26–32
Bract		
character	caducous	persistent
dimension (mm)	3–5 × 1–2	3–5 × 2–3
Staminate flower		
tepal count	4	2
Ovary		
vestiture	sparsely minute pubescent	glabrous
length (mm)	6–7	14–15.5
wing shape	subrhomboid, proximally and distally truncated	ovate

*Based from protologue and type specimens (*Cuming 1696*)

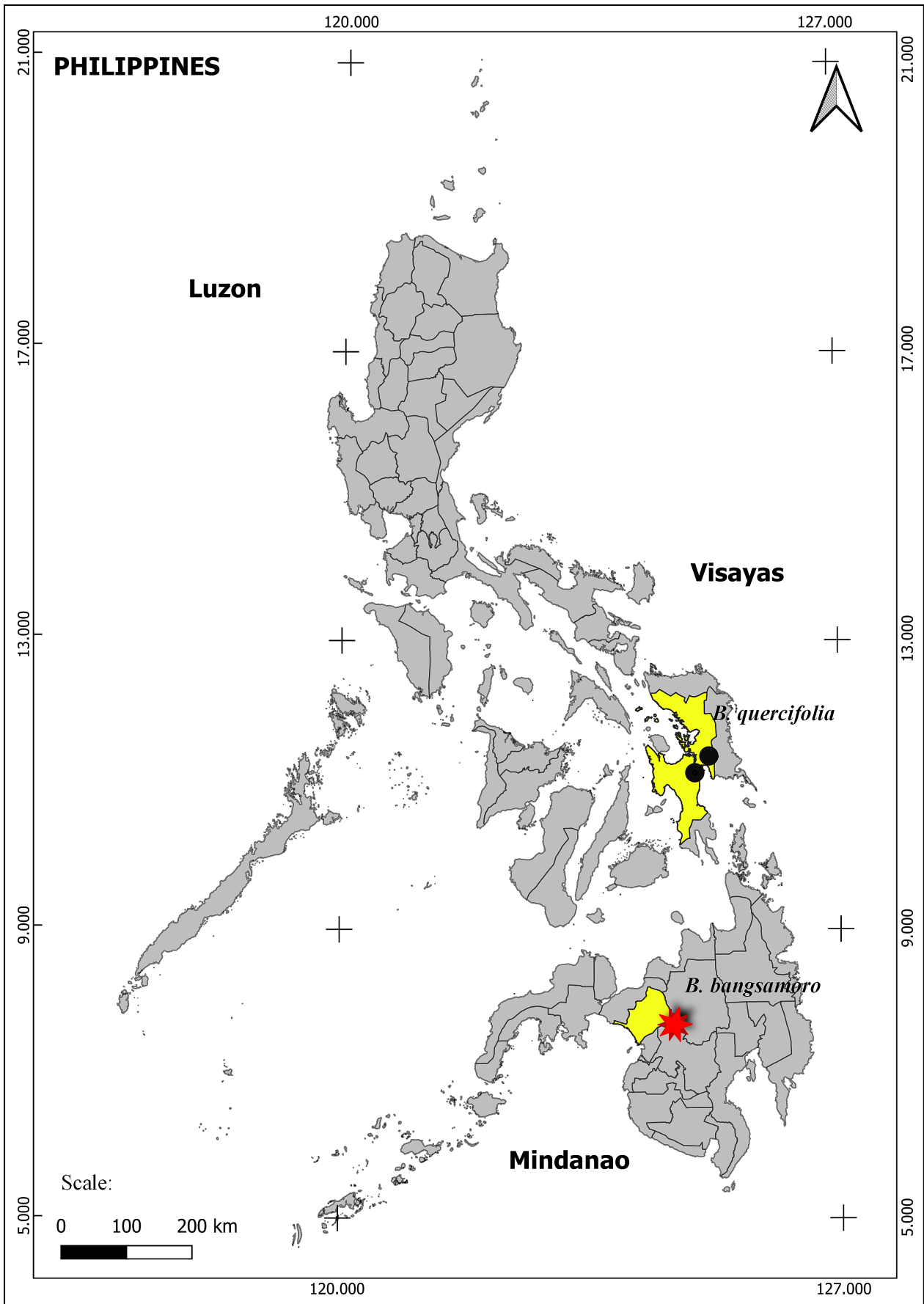


FIGURE 4. Map of type locality of *B. bangsamoro* (Star) vs *B. quercifolia* (Circle).

Acknowledgements

DP Buenavista acknowledges the support from the CHED-Newton Fund through the British Council, UK, and the Commission on Higher Education, Philippines. The authors would also like to thank the following: Rene Alfred Anton Bustamante of the Philippine Taxonomic Initiative for the innumerable assistance and contagious passion for Philippine *Begonia*; John Rey Callado of the Philippine National Museum for processing the herbarium specimens; Mayor Elvino B. Balicao Jr., the Municipal Environment and Natural Resources Office (MENRO) of Wao for the fieldwork assistance and support for this project, and Mark Arcebal Kling Naive for providing additional field observations to the authors.

References

- Abubakar, A.U. (2019) The Study Area: Mindanao and the Bangsamoro Conflict Communities. *Peacebuilding and Sustainable Human Development. The Anthropocene: Politik—Economics—Society—Science* 16: 87–123.
https://doi.org/10.1007/978-3-319-53387-2_3
- Abuza, B.Z. & Lischin, L. (2020) The Challenges Facing the Philippines' Bangsamoro Autonomous Region at One Year. *United States Institute of Peace* 426: 3–22. Available from: <https://www.usip.org/publications/2020/06/challenges-facing-philippines-bangsamoro-autonomous-region-one-year> (accessed 17 December 2020)
- de Candolle, A. (1859) Mémoire Sur La Famille Des Bégoniacées. *Annales des Sciences Naturelles; Botanique* 11: 122–134. Available from: <https://www.biodiversitylibrary.org/item/129892> (accessed 16 March 2021)
- Doorenbos, J., Sosef, M.S.M. & de Wilde, J.J.F.E. (1998) The sections of *Begonia* including descriptions, keys and species lists (Studies in Begoniaceae VI). *Wageningen Agricultural University Papers* 98-2: 6–8. Available from: <https://library.wur.nl/WebQuery/wurpubs/fulltext/282968> (accessed 17 December 2020)
- Dryander, J. (1791) XVI. Observations on the Genus of *Begonia*. *Transactions of the Linnean Society of London* 1 (1): 155–173.
<https://doi.org/10.1111/j.1096-3642.1791.tb00396.x>
- Hughes, M., Moonlight, P.W., Jara-Muñoz, A., Tebbitt, M.C., Wilson, H.P. & Pullan, M. (2015–Present) *Begonia* Resource Center. Available from: <http://padme.rbge.org.uk/begonia/> (accessed 13 March 2021)
- Humphreys, A.M., Govaerts, R., Ficinski, S.Z., Lughadha, E.N. & Vorontsova, M.S. (2019) Global dataset shows geography and life form predict modern plant extinction and rediscovery. *Nature Ecology and Evolution* 3: 1043–1047.
<https://doi.org/10.1038/s41559-019-0906-2>
- IUCN Standards and Petitions Committee (2019) *Guidelines for Using the IUCN Red List Categories and Criteria. Version 14*. Prepared by the Standards and Petitions Committee. Available from: <http://www.iucnredlist.org/documents/RedListGuidelines.pdf> (accessed 17 December 2020)
- Kenney-Lazar, M. & Ishikawa, N. (2019) Mega-plantations in Southeast Asia: Landscapes of Displacement. *Environment and Society: Advances in Research* 10: 63–82.
<https://doi.org/10.3167/ares.2019.100105>
- Klotzsch, J.F. (1854) Begoniaceen-Gattungen und Arten. *Abhandlungen der Königl. Akademie der Wissenschaften zu Berlin* 194–243. Available from: <https://www.biodiversitylibrary.org/item/92694> (accessed 19 November 2020)
- Linnaeus, C. (1753) *Species Plantarum* 2: 1056. Available from: <https://www.biodiversitylibrary.org/item/13830> (accessed 19 November 2020)
- Lingga, A.S.M. (2004) Understanding Bangsamoro independence as a mode of self-determination. *Mindanao Journal* 27: 3–12.
- Merrill, E. D. (1912) New or noteworthy Plants, IX. *The Philippine Journal of Science, section C, Botany* 7 (5): 308. Available from: <https://www.biodiversitylibrary.org/item/209654> (accessed 20 March 2021)
- Merrill, E.D. (1920) New or noteworthy Philippine plants, XVI. *The Philippine Journal of Science* 17 (3): 293. [<https://ia801608.us.archive.org/15/items/mobot31753002580600/mobot31753002580600.pdf>]
- Moonlight, P.W., Ardi, W.H., Padilla, L.A., Chung, K., Fuller, D., Girmansyah, D., ... Hughes, M. (2018) Dividing and conquering the fastest-growing genus: Towards a natural sectional classification of the mega-diverse genus *Begonia* (Begoniaceae). *Taxon* 67 (2): 267–323.
<https://doi.org/10.12705/672.3>
- Pelser, P.B., Barcelona J.F. & Nickrent, D.L. (Eds.) (2011 onwards) Co's Digital Flora of the Philippines. Available from: <https://www.philippineplants.org/> (accessed 18 December 2020)

- Peng, C.I., Rubite, R.R. & Lin, C.W. (2017) *Begonia polyclada* (sect. *Petermannia*, Begoniaceae), a gracile new species from Luzon, Philippines. *Phytotaxa* 296 (1) 93–97.
<https://doi.org/10.11646/phytotaxa.296.1.8>
- Rubite, R.R. (2013) *Begonia* section *Petermannia* of Luzon Island, the Philippines. *Philippine Journal of Science* 142: 183–197.
- Thomas, D.C., Hughes, M., Phutthai, T., Ardi, W.H. & Rajbhandary, S. (2012) West to east dispersal and subsequent rapid diversification of the mega-diverse genus *Begonia* (Begoniaceae) in the Malesian archipelago. *Journal of Biogeography* 39: 98–113.
<https://doi.org/10.1111/j.1365-2699.2011.02596.x>
- Tian, D., Xiao, Y., Tong, Y., Fu, N., Liu, Q. & Li, C. (2018) Diversity and conservation of Chinese wild begonias. *Plant Diversity* 40: 75–90.
<https://doi.org/10.1016/j.pld.2018.06.002>
- Turland, N.J., Wiersema, J.H., Barrie, F.R., Greuter, W., Hawksworth, D.L., Herendeen, P.S., Knapp, S., Kusber, W.-H., Li, D.-Z., Marhold, K., May, T.W., McNeill, J., Monro, A.M., Prado, J., Price, M.J. & Smith, G.F. (Eds.) (2018) International Code of Nomenclature for algae, fungi, and plants (Shenzhen Code) adopted by the Nineteenth International Botanical Congress Shenzhen, China, July 2017. *Regnum Vegetabile* 159.
<https://doi.org/https://doi.org/10.12705/Code.2018>
- Warburg, O. (1904) Begoniaceae. *Fragmenta Florae Philippinae: Contributions to the Flora of the Philippine Islands* 1: 54–55. Available from <https://www.biodiversitylibrary.org/item/42271> (accessed 17 December 2020)
- Zeng, Z., Estes, L., Ziegler, A.D., Chen, A., Searchinger, T., Hua, F., Guan, K., Jintrawet, A. & Wood, E.F. (2018) Highland cropland expansion and forest loss in Southeast Asia in the twenty-first century. *Nature Geoscience* 11: 556–562.
<https://doi.org/10.1038/s41561-018-0166-9>

Appendix 1. *Begonia* specimens examined for morphological comparison.

***Begonia bangsamoro* D.P. Buenavista, Pranada & Y.P.Ang.** PHILIPPINES. Mindanao Island, Province of Lanao del Sur, Municipality of Wao, Barangay Banga, Sitio Trese, 1197 m elevation, 9 August 2020, *D.P. Buenavista: DPB 001*; *PNH 258465* (holotype: PNH!); *DPB 002*; *PNH 258466* (isotype: PNH!).

***Begonia incisa* DC.** PHILIPPINES. Mindanao Island, Bukidnon, Tangculan, June–July 1920, *Ramos & Edaño 39103* (B 100238279, K).

***Begonia quercifolia* DC.** PHILIPPINES. Samar Island, 1841, *Cuming, H. 1696* (K 000761016, K 000761017, P 01900786, F I004388).