

Measurement of the electric charge of the top quark in $t\bar{t}$ events

V. M. Abazov,³¹ B. Abbott,⁶⁷ B. S. Acharya,²⁵ M. Adams,⁴⁶ T. Adams,⁴⁴ J. P. Agnew,⁴¹ G. D. Alexeev,³¹ G. Alkhazov,³⁵ A. Alton,^{56,a} A. Askeew,⁴⁴ S. Atkins,⁵⁴ K. Augsten,⁷ C. Avila,⁵ F. Badaud,¹⁰ L. Bagby,⁴⁵ B. Baldin,⁴⁵ D. V. Bandurin,⁷³ S. Banerjee,²⁵ E. Barberis,⁵⁵ P. Baringer,⁵³ J. F. Bartlett,⁴⁵ U. Bassler,¹⁵ V. Bazterra,⁴⁶ A. Bean,⁵³ M. Begalli,² L. Bellantoni,⁴⁵ S. B. Beri,²³ G. Bernardi,¹⁴ R. Bernhard,¹⁹ I. Bertram,³⁹ M. Besançon,¹⁵ R. Beuselinck,⁴⁰ P. C. Bhat,⁴⁵ S. Bhatia,⁵⁸ V. Bhatnagar,²³ G. Blazey,⁴⁷ S. Blessing,⁴⁴ K. Bloom,⁵⁹ A. Boehnlein,⁴⁵ D. Boline,⁶⁴ E. E. Boos,³³ G. Borissov,³⁹ M. Borysova,^{38,l} A. Brandt,⁷⁰ O. Brandt,²⁰ R. Brock,⁵⁷ A. Bross,⁴⁵ D. Brown,¹⁴ X. B. Bu,⁴⁵ M. Buehler,⁴⁵ V. Buescher,²¹ V. Bunichev,³³ S. Burdin,^{39,b} C. P. Buszello,³⁷ E. Camacho-Pérez,²⁸ B. C. K. Casey,⁴⁵ H. Castilla-Valdez,²⁸ S. Caughron,⁵⁷ S. Chakrabarti,⁶⁴ K. M. Chan,⁵¹ A. Chandra,⁷² E. Chapon,¹⁵ G. Chen,⁵³ S. W. Cho,²⁷ S. Choi,²⁷ B. Choudhary,²⁴ S. Cihangir,⁴⁵ D. Claes,⁵⁹ J. Clutter,⁵³ M. Cooke,^{45,k} W. E. Cooper,⁴⁵ M. Corcoran,⁷² F. Couderc,¹⁵ M.-C. Cousinou,¹² D. Cutts,⁶⁹ A. Das,⁴² G. Davies,⁴⁰ S. J. de Jong,^{29,30} E. De La Cruz-Burelo,²⁸ F. Déliot,¹⁵ R. Demina,⁶³ D. Denisov,⁴⁵ S. P. Denisov,³⁴ S. Desai,⁴⁵ C. Deterre,^{20,c} K. DeVaughan,⁵⁹ H. T. Diehl,⁴⁵ M. Diesburg,⁴⁵ P. F. Ding,⁴¹ A. Dominguez,⁵⁹ A. Dubey,²⁴ L. V. Dudko,³³ A. Duperrin,¹² S. Dutt,²³ M. Eads,⁴⁷ D. Edmunds,⁵⁷ J. Ellison,⁴³ V. D. Elvira,⁴⁵ Y. Enari,¹⁴ H. Evans,⁴⁹ V. N. Evdokimov,³⁴ A. Fauré,¹⁵ L. Feng,⁴⁷ T. Ferbel,⁶³ F. Fiedler,²¹ F. Filthaut,^{29,30} W. Fisher,⁵⁷ H. E. Fisk,⁴⁵ M. Fortner,⁴⁷ H. Fox,³⁹ S. Fuess,⁴⁵ P. H. Garbincius,⁴⁵ A. Garcia-Bellido,⁶³ J. A. García-González,²⁸ V. Gavrilov,³² W. Geng,^{12,57} C. E. Gerber,⁴⁶ Y. Gershtein,⁶⁰ G. Ginther,^{45,63} O. Gogota,³⁸ G. Golovanov,³¹ P. D. Grannis,⁶⁴ S. Greder,¹⁶ H. Greenlee,⁴⁵ G. Grenier,¹⁷ Ph. Gris,¹⁰ J.-F. Grivaz,¹³ A. Grohsjean,^{15,c} S. Grünendahl,⁴⁵ M. W. Grünewald,²⁶ T. Guillemin,¹³ G. Gutierrez,⁴⁵ P. Gutierrez,⁶⁷ J. Haley,⁶⁸ L. Han,⁴ K. Harder,⁴¹ A. Harel,⁶³ J. M. Hauptman,⁵² J. Hays,⁴⁰ T. Head,⁴¹ T. Hebbeker,¹⁸ D. Hedin,⁴⁷ H. Hegab,⁶⁸ A. P. Heinson,⁴³ U. Heintz,⁶⁹ C. Hensel,¹ I. Heredia-De La Cruz,^{28,d} K. Herner,⁴⁵ G. Hesketh,^{41,f} M. D. Hildreth,⁵¹ R. Hirosky,⁷³ T. Hoang,⁴⁴ J. D. Hobbs,⁶⁴ B. Hoeneisen,⁹ J. Hogan,⁷² M. Hohlfeld,²¹ J. L. Holzbauer,⁵⁸ I. Howley,⁷⁰ Z. Hubacek,^{7,15} V. Hynek,⁷ I. Iashvili,⁶² Y. Ilchenko,⁷¹ R. Illingworth,⁴⁵ A. S. Ito,⁴⁵ S. Jabeen,^{45,m} M. Jaffré,¹³ A. Jayasinghe,⁶⁷ M. S. Jeong,²⁷ R. Jesik,⁴⁰ P. Jiang,⁴ K. Johns,⁴² E. Johnson,⁵⁷ M. Johnson,⁴⁵ A. Jonckheere,⁴⁵ P. Jonsson,⁴⁰ J. Joshi,⁴³ A. W. Jung,⁴⁵ A. Juste,³⁶ E. Kajfasz,¹² D. Karmanov,³³ I. Katsanos,⁵⁹ R. Kehoe,⁷¹ S. Kermiche,¹² N. Khalatyan,⁴⁵ A. Khanov,⁶⁸ A. Kharchilava,⁶² Y. N. Kharzhev,³¹ I. Kiselevich,³² J. M. Kohli,²³ A. V. Kozelov,³⁴ J. Kraus,⁵⁸ A. Kumar,⁶² A. Kupco,⁸ T. Kurča,¹⁷ V. A. Kuzmin,³³ S. Lammers,⁴⁹ P. Lebrun,¹⁷ H. S. Lee,²⁷ S. W. Lee,⁵² W. M. Lee,⁴⁵ X. Lei,⁴² J. Lellouch,¹⁴ D. Li,¹⁴ H. Li,⁷³ L. Li,⁴³ Q. Z. Li,⁴⁵ J. K. Lim,²⁷ D. Lincoln,⁴⁵ J. Linnemann,⁵⁷ V. V. Lipaev,³⁴ R. Lipton,⁴⁵ H. Liu,⁷¹ Y. Liu,⁴ A. Lobodenko,³⁵ M. Lokajicek,⁸ R. Lopes de Sa,⁶⁴ R. Luna-Garcia,^{28,g} A. L. Lyon,⁴⁵ A. K. A. Maciel,¹ R. Madar,¹⁹ R. Magaña-Villalba,²⁸ S. Malik,⁵⁹ V. L. Malyshev,³¹ J. Mansour,²⁰ J. Martínez-Ortega,²⁸ R. McCarthy,⁶⁴ C. L. McGivern,⁴¹ M. M. Meijer,^{29,30} A. Melnitchouk,⁴⁵ D. Menezes,⁴⁷ P. G. Mercadante,³ M. Merkin,³³ A. Meyer,¹⁸ J. Meyer,^{20,i} F. Miconi,¹⁶ N. K. Mondal,²⁵ M. Mulhearn,⁷³ E. Nagy,¹² M. Narain,⁶⁹ R. Nayyar,⁴² H. A. Neal,⁵⁶ J. P. Negret,⁵ P. Neustroev,³⁵ H. T. Nguyen,⁷³ T. Nunnemann,²² J. Orduna,⁷² N. Osman,¹² J. Osta,⁵¹ A. Pal,⁷⁰ N. Parashar,⁵⁰ V. Parihar,⁶⁹ S. K. Park,²⁷ R. Partridge,^{69,e} N. Parua,⁴⁹ A. Patwa,^{65,j} B. Penning,⁴⁵ M. Perfilov,³³ Y. Peters,⁴¹ K. Petridis,⁴¹ G. Petrillo,⁶³ P. Pétrouff,¹³ M.-A. Pleier,⁶⁵ V. M. Podstavkov,⁴⁵ A. V. Popov,³⁴ M. Prewitt,⁷² D. Price,⁴¹ N. Prokopenko,³⁴ J. Qian,⁵⁶ A. Quadt,²⁰ B. Quinn,⁵⁸ P. N. Ratoff,³⁹ I. Razumov,³⁴ I. Ripp-Baudot,¹⁶ F. Rizatdinova,⁶⁸ M. Rominsky,⁴⁵ A. Ross,³⁹ C. Royon,¹⁵ P. Rubinov,⁴⁵ R. Ruchti,⁵¹ G. Sajot,¹¹ A. Sánchez-Hernández,²⁸ M. P. Sanders,²² A. S. Santos,^{1,h} G. Savage,⁴⁵ M. Savitskyi,³⁸ L. Sawyer,⁵⁴ T. Scanlon,⁴⁰ R. D. Schamberger,⁶⁴ Y. Scheglov,³⁵ H. Schellman,⁴⁸ C. Schwanenberger,⁴¹ R. Schwienhorst,⁵⁷ J. Sekaric,⁵³ H. Severini,⁶⁷ E. Shabalina,²⁰ V. Shary,¹⁵ S. Shaw,⁵⁷ A. A. Shchukin,³⁴ V. Simak,⁷ P. Skubic,⁶⁷ P. Slattery,⁶³ D. Smirnov,⁵¹ G. R. Snow,⁵⁹ J. Snow,⁶⁶ S. Snyder,⁶⁵ S. Söldner-Rembold,⁴¹ L. Sonnenschein,¹⁸ K. Soustruznik,⁶ J. Stark,¹¹ D. A. Stoyanova,³⁴ M. Strauss,⁶⁷ L. Suter,⁴¹ P. Svoisky,⁶⁷ M. Titov,¹⁵ V. V. Tokmenin,³¹ Y.-T. Tsai,⁶³ D. Tsybychev,⁶⁴ B. Tuchming,¹⁵ C. Tully,⁶¹ L. Uvarov,³⁵ S. Uvarov,³⁵ S. Uzunyan,⁴⁷ R. Van Kooten,⁴⁹ W. M. van Leeuwen,²⁹ N. Varelas,⁴⁶ E. W. Varnes,⁴² I. A. Vasilyev,³⁴ A. Y. Verkheev,³¹ L. S. Vertogradov,³¹ M. Verzocchi,⁴⁵ M. Vesterinen,⁴¹ D. Vilanova,¹⁵ P. Vokac,⁷ H. D. Wahl,⁴⁴ M. H. L. S. Wang,⁴⁵ J. Warchol,⁵¹ G. Watts,⁷⁴ M. Wayne,⁵¹ J. Weichert,²¹ L. Welty-Rieger,⁴⁸ M. R. J. Williams,⁴⁹ G. W. Wilson,⁵³ M. Wobisch,⁵⁴ D. R. Wood,⁵⁵ T. R. Wyatt,⁴¹ Y. Xie,⁴⁵ R. Yamada,⁴⁵ S. Yang,⁴ T. Yasuda,⁴⁵ Y. A. Yatsunenko,³¹ W. Ye,⁶⁴ Z. Ye,⁴⁵ H. Yin,⁴⁵ K. Yip,⁶⁵ S. W. Youn,⁴⁵ J. M. Yu,⁵⁶ J. Zennaro,⁶² T. G. Zhao,⁴¹ B. Zhou,⁵⁶ J. Zhu,⁵⁶ M. Zielinski,⁶³ D. Zieminska,⁴⁹ and L. Zivkovic¹⁴

(D0 Collaboration)

¹LAFEX, Centro Brasileiro de Pesquisas Físicas, Rio de Janeiro, Brazil²Universidade do Estado do Rio de Janeiro, Rio de Janeiro, Brazil³Universidade Federal do ABC, Santo André, Brazil⁴University of Science and Technology of China, Hefei, People's Republic of China⁵Universidad de los Andes, Bogotá, Colombia

- ⁶Charles University, Faculty of Mathematics and Physics, Center for Particle Physics, Prague, Czech Republic
- ⁷Czech Technical University in Prague, Prague, Czech Republic
- ⁸Institute of Physics, Academy of Sciences of the Czech Republic, Prague, Czech Republic
- ⁹Universidad San Francisco de Quito, Quito, Ecuador
- ¹⁰LPC, Université Blaise Pascal, CNRS/IN2P3, Clermont, France
- ¹¹LPSC, Université Joseph Fourier Grenoble 1, CNRS/IN2P3, Institut National Polytechnique de Grenoble, Grenoble, France
- ¹²CPPM, Aix-Marseille Université, CNRS/IN2P3, Marseille, France
- ¹³LAL, Université Paris-Sud, CNRS/IN2P3, Orsay, France
- ¹⁴LPNHE, Universités Paris VI and VII, CNRS/IN2P3, Paris, France
- ¹⁵CEA, Irfu, SPP, Saclay, France
- ¹⁶IPHC, Université de Strasbourg, CNRS/IN2P3, Strasbourg, France
- ¹⁷IPNL, Université Lyon 1, CNRS/IN2P3, Villeurbanne, France, and Université de Lyon, Lyon, France
- ¹⁸III. Physikalisches Institut A, RWTH Aachen University, Aachen, Germany
- ¹⁹Physikalisches Institut, Universität Freiburg, Freiburg, Germany
- ²⁰II. Physikalisches Institut, Georg-August-Universität Göttingen, Göttingen, Germany
- ²¹Institut für Physik, Universität Mainz, Mainz, Germany
- ²²Ludwig-Maximilians-Universität München, München, Germany
- ²³Panjab University, Chandigarh, India
- ²⁴Delhi University, Delhi, India
- ²⁵Tata Institute of Fundamental Research, Mumbai, India
- ²⁶University College Dublin, Dublin, Ireland
- ²⁷Korea Detector Laboratory, Korea University, Seoul, Korea
- ²⁸CINVESTAV, Mexico City, Mexico
- ²⁹Nikhef, Science Park, Amsterdam, The Netherlands
- ³⁰Radboud University Nijmegen, Nijmegen, The Netherlands
- ³¹Joint Institute for Nuclear Research, Dubna, Russia
- ³²Institute for Theoretical and Experimental Physics, Moscow, Russia
- ³³Moscow State University, Moscow, Russia
- ³⁴Institute for High Energy Physics, Protvino, Russia
- ³⁵Petersburg Nuclear Physics Institute, St. Petersburg, Russia
- ³⁶Institució Catalana de Recerca i Estudis Avançats (ICREA) and Institut de Física d'Altes Energies (IFAE), Barcelona, Spain
- ³⁷Uppsala University, Uppsala, Sweden
- ³⁸Taras Shevchenko National University of Kyiv, Kiev, Ukraine
- ³⁹Lancaster University, Lancaster LA1 4YB, United Kingdom
- ⁴⁰Imperial College London, London SW7 2AZ, United Kingdom
- ⁴¹The University of Manchester, Manchester M13 9PL, United Kingdom
- ⁴²University of Arizona, Tucson, Arizona 85721, USA
- ⁴³University of California Riverside, Riverside, California 92521, USA
- ⁴⁴Florida State University, Tallahassee, Florida 32306, USA
- ⁴⁵Fermi National Accelerator Laboratory, Batavia, Illinois 60510, USA
- ⁴⁶University of Illinois at Chicago, Chicago, Illinois 60607, USA
- ⁴⁷Northern Illinois University, DeKalb, Illinois 60115, USA
- ⁴⁸Northwestern University, Evanston, Illinois 60208, USA
- ⁴⁹Indiana University, Bloomington, Indiana 47405, USA
- ⁵⁰Purdue University Calumet, Hammond, Indiana 46323, USA
- ⁵¹University of Notre Dame, Notre Dame, Indiana 46556, USA
- ⁵²Iowa State University, Ames, Iowa 50011, USA
- ⁵³University of Kansas, Lawrence, Kansas 66045, USA
- ⁵⁴Louisiana Tech University, Ruston, Louisiana 71272, USA
- ⁵⁵Northeastern University, Boston, Massachusetts 02115, USA
- ⁵⁶University of Michigan, Ann Arbor, Michigan 48109, USA
- ⁵⁷Michigan State University, East Lansing, Michigan 48824, USA
- ⁵⁸University of Mississippi, University, Mississippi 38677, USA
- ⁵⁹University of Nebraska, Lincoln, Nebraska 68588, USA
- ⁶⁰Rutgers University, Piscataway, New Jersey 08855, USA
- ⁶¹Princeton University, Princeton, New Jersey 08544, USA
- ⁶²State University of New York, Buffalo, New York 14260, USA

⁶³University of Rochester, Rochester, New York 14627, USA⁶⁴State University of New York, Stony Brook, New York 11794, USA⁶⁵Brookhaven National Laboratory, Upton, New York 11973, USA⁶⁶Langston University, Langston, Oklahoma 73050, USA⁶⁷University of Oklahoma, Norman, Oklahoma 73019, USA⁶⁸Oklahoma State University, Stillwater, Oklahoma 74078, USA⁶⁹Brown University, Providence, Rhode Island 02912, USA⁷⁰University of Texas, Arlington, Texas 76019, USA⁷¹Southern Methodist University, Dallas, Texas 75275, USA⁷²Rice University, Houston, Texas 77005, USA⁷³University of Virginia, Charlottesville, Virginia 22904, USA⁷⁴University of Washington, Seattle, Washington 98195, USA

(Received 21 July 2014; published 8 September 2014)

We present a measurement of the electric charge of top quarks using $t\bar{t}$ events produced in $p\bar{p}$ collisions at the Tevatron. The analysis is based on fully reconstructed $t\bar{t}$ pairs in lepton + jets final states. Using data corresponding to 5.3 fb^{-1} of integrated luminosity, we exclude the hypothesis that the top quark has a charge of $Q = -4/3e$ at a significance greater than 5 standard deviations. We also place an upper limit of 0.46 on the fraction of such quarks that can be present in an admixture with the standard model top quarks ($Q = +2/3e$) at a 95% confidence level.

DOI: 10.1103/PhysRevD.90.051101

PACS numbers: 14.65.Ha, 13.85.Rm, 14.80.-j

The top quark (t), discovered in $p\bar{p}$ collisions at the Tevatron in 1995 [1], fits within the standard model (SM) of particle physics as the companion of the b quark in a weak-isospin doublet with an electric charge of $Q = +2/3e$. $t\bar{t}$ pairs via the strong interaction is the dominant production mode of top quarks at hadron colliders. In the SM, the top quark decays $\approx 99.9\%$ of the time to a W boson and a b quark, i.e., $t(+2/3e) \rightarrow W^+b$ and its charge conjugate. However, beyond the SM (BSM) a new quark with a charge of $Q = -4/3e$ could contribute to the same final state with the corresponding decay of $q_{\text{BSM}}(-4/3e) \rightarrow W^-b$ and its charge conjugate [2,3]. This q_{BSM} is the down-type component of an exotic right-handed doublet with its companion quark having a charge of $Q = -1/3e$ [2].

The measured kinematic distributions of $t\bar{t}$ events, in particular, the $t\bar{t}$ mass spectrum, are consistent with the SM [4]. This type of BSM quark would therefore be likely to appear in an admixture with SM top quarks in the $t\bar{t}$ final state, and evade detection unless the charge of the top quarks is measured explicitly.

Under an assumption that, except for the electric charge, all other properties of the BSM quark are identical to those of the SM top quark, experimental limits have been placed on the BSM nature of the top quark in $p\bar{p}$ collisions at $\sqrt{s} = 1.96 \text{ TeV}$ by the D0 and CDF collaborations [5,6], at 92% and 99% confidence levels, respectively. A stringent exclusion has been reported by the ATLAS collaboration in pp collisions at $\sqrt{s} = 7 \text{ TeV}$ with a significance of more than 8 standard deviations (SD) [7]. In this paper, we discriminate between the SM top quark and the BSM quark under the above assumption, using data accumulated with the D0 detector in $p\bar{p}$ collisions at $\sqrt{s} = 1.96 \text{ TeV}$ corresponding to an integrated luminosity of 5.3 fb^{-1} . A kinematic fit to the $t\bar{t}$ final state [8] is used to associate the b jets with the W candidates and the charge of the b jets is determined through a jet charge algorithm [9]. We then extend the analysis to examine the additional possibility that the two types of quarks can contribute in an admixture to the top and antitop quarks of the $t\bar{t}$ final state and place a stringent limit on the possible fraction of BSM quarks in the data.

The D0 detector [10] has a central tracking system, consisting of a silicon microstrip tracker and a central fiber tracker, both located within a 1.9 T superconducting solenoidal magnet, optimized for tracking and vertexing at pseudorapidities $|\eta| < 3$ and $|\eta| < 2.5$, respectively [11]. Central and forward preshower detectors are positioned just outside of the superconducting coil. A liquid-argon and

^aVisitor from Augustana College, Sioux Falls, SD, USA.^bVisitor from The University of Liverpool, Liverpool, UK.^cVisitor from DESY, Hamburg, Germany.^dVisitor from Universidad Michoacana de San Nicolas de Hidalgo, Morelia, Mexico.^eVisitor from SLAC, Menlo Park, CA, USA.^fVisitor from University College London, London, UK.^gVisitor from Centro de Investigacion en Computacion-IPN, Mexico City, Mexico.^hVisitor from Universidade Estadual Paulista, São Paulo, Brazil.ⁱVisitor from Karlsruher Institut für Technologie (KIT)-Steinbuch Centre for Computing (SCC), D-76128 Karlsruhe, Germany.^jVisitor from Office of Science, U.S. Department of Energy, Washington, D.C. 20585, USA.^kVisitor from American Association for the Advancement of Science, Washington, D.C. 20005, USA.^lVisitor from Kiev Institute for Nuclear Research, Kiev, Ukraine.^mVisitor from University of Maryland, College Park, Maryland 20742, USA.

uranium calorimeter has a central section covering pseudorapidities up to $|\eta| \approx 1.1$, and two end sections that extend coverage to $|\eta| \approx 4.2$, with all three housed in separate cryostats [12]. An outer muon system for $|\eta| < 2$ consists of a layer of tracking detectors and scintillation trigger counters in front of 1.8 T iron toroids, followed by two similar layers after the toroids [13].

We use the lepton + jets final states of $t\bar{t}$ candidate events, where one W boson decays leptonically [$W \rightarrow \ell\nu_\ell$ with ℓ denoting an electron (e) or a muon (μ)] and the other into two light-flavor quarks ($W \rightarrow q'\bar{q}$). The final state is therefore characterized by one isolated charged lepton of large transverse momentum relative to the beam axis (p_T), four jets generally originating from the q' , \bar{q} , b and \bar{b} quarks, and a significant imbalance in transverse momentum (\cancel{E}_T) resulting from the undetectable neutrino.

The event selection, object identification, and event simulation of signal and background follow the procedures described in Ref. [14]. The primary interaction vertex (PV) from a $p\bar{p}$ collision must be reconstructed within 60 cm of the detector center. Electrons are required to have $p_T > 20$ GeV and $|\eta| < 1.1$, and muons are required to have $p_T > 20$ GeV and $|\eta| < 2.0$. Electrons and muons from leptonic-tau decays ($W \rightarrow \tau\nu_\tau \rightarrow \ell\nu_\ell\nu_\tau$) are included in the analysis. Jets are defined using an iterative cone algorithm [15] with a radius $R = 0.5$ in (η, ϕ) space, where ϕ is the azimuthal angle. We select events with four or more jets with $p_T > 20$ GeV and $|\eta| < 2.5$, at least two of which are required to be identified (tagged) as b jets through a neural network discriminant at a threshold for which the tagging efficiency for b jets is $\approx 55\%$ and the misidentification rate for light-flavor jets is $\approx 2\%$ [16]. The E_T is required to be greater than 20 and 25 GeV in the e + jets and μ + jets events, respectively.

The production of $t\bar{t}$ pairs is simulated using the ALPGEN Monte Carlo (MC) generator [17] with a top quark mass of 172.5 GeV. We use the PYTHIA [18] program for parton evolution and GEANT [19] for simulating the D0 detector. The dominant background process is W + jets production. Several additional sources of background are also considered. We simulate W/Z + jets, diboson (WW , WZ , and ZZ), and single top quark productions using ALPGEN, PYTHIA, and COMHEP [20], respectively. The cross section for each background is normalized to next-to-leading-order predictions. The contribution from multijet background is estimated from data using the “matrix method” [21].

The assignment of reconstructed objects to the products from $t\bar{t}$ decay is achieved through a constrained kinematic fit [8], which, for each possible assignment, minimizes a χ^2 function using the kinematic information of the reconstructed objects assuming the $t\bar{t}$ hypothesis for the final state objects. As constraints for the fit, we use the conservation of energy and momentum and the masses of the W boson and the top quark, $m_W = 80.4$ GeV and $m_t = 172.5$ GeV, respectively. The b -tagged jets are

assumed to be jets originating from b quarks. We utilize the E_T and the mass constraint on the leptonically decaying W boson to infer the momentum of the neutrino. The assignment with the lowest χ^2 is used to reconstruct the $t\bar{t}$ decay chain. The b jet that is paired with the W boson that decays into two leptons or two quarks in the $t\bar{t}$ event reconstruction is referred to, respectively, as b_ℓ or b_h . The efficiency of correct assignment for b_ℓ and b_h is $\approx 70\%$.

The charge of the lepton, Q_ℓ , determines the charge of the leptonically decaying W boson and consequently the opposite charge is assumed for the W boson that decays to $q'\bar{q}$. The charge of the quark initiating a jet is estimated from the reconstructed jet charge, Q_j , using the method proposed in Ref. [9]. The charge of the b_ℓ and b_h is denoted as Q_b^ℓ and Q_b^h . We combine the charges of each W boson and its associated b jet to compute the charge of the top quark $Q_t^\ell = |Q_\ell + Q_b^\ell|$ for the top quark whose W boson decays leptonically, or $Q_t^h = |-Q_\ell + Q_b^h|$ for the top quark whose W boson decays into quarks. Using the modulus provides two quantities with the same distributions and thus a statistical benefit from merging them. The values of the b -jet charges $Q_b^{\ell,h}$ are computed from a jet-charge algorithm $Q_j = (\sum_i Q_i \cdot (p_{Ti})^{0.5}) / (\sum_i (p_{Ti})^{0.5})$, where i runs over all reconstructed tracks within the jet with the requirements that each track has (i) a distance of closest approach within 0.2 cm relative to the PV and $p_T > 0.5$ GeV, and (ii) angular distance with respect to the jet axis $\Delta R(\text{track}, \text{jet}) \equiv \sqrt{(\Delta\eta)^2 + (\Delta\phi)^2} < 0.5$, with (iii) at least two tracks satisfying the above requirements. These track criteria and the exponent of 0.5 are the results of an optimization of the algorithm using simulated $t\bar{t}$ events. Events with both b_ℓ and b_h passing these additional tracking requirements are considered for further analysis. The corresponding efficiency is greater than 0.99. Table I summarizes the sample composition and event yields,

TABLE I. Sample composition and event yields following the implementation of all final selections. The quoted uncertainties include the statistical and systematic components. The “Dilepton $t\bar{t}$ ” process represents $t\bar{t}$ events where both W bosons decaying leptonically and “Other” includes the diboson and multijet processes. The cross section $\sigma_{t\bar{t}} = 7.24$ pb is used for $t\bar{t}$ events [22].

Process	Expected events
$t\bar{t}$	$263.1_{-18.7}^{+17.9}$
Dilepton $t\bar{t}$	$9.4_{-0.7}^{+0.6}$
W + jets	12.7 ± 2.1
Z + jets	1.4 ± 0.5
Single top	3.0 ± 0.4
Other	0.6 ± 1.3
Total expectation	$290.2_{-18.8}^{+18.1}$
Observed	286

following the application of all selection criteria and reconstruction of the charge of the top quark.

The reconstruction of the jet charge is studied using a “tag-and-probe” method in an inclusive two-jet (dijet) data sample [23] enriched in $b\bar{b}$ events, referred to as the “tight dijet (TD) sample.” The TD sample consists of events with: (i) exactly two jets, each b tagged, with $p_T > 20$ GeV and $|\eta| < 2.5$; (ii) the $\Delta\phi$ between the two jets of > 3.0 radians; and (iii) one jet (referred to as the “tag jet”) containing a muon (referred to as the “tagging muon”) with $p_T > 4$ GeV and $\Delta R(\mu, \text{jet}) < 0.5$. We refer to the other jet in the dijet event as the “probe jet.”

The TD sample contains a small fraction of $c\bar{c}$ and light parton dijet events. The contribution from light partons is considered negligible since a MC study finds the b -tagging efficiency for a light parton jet to be a factor of 20 smaller than for a c jet. The fraction of $c\bar{c}$ events in the TD sample is estimated using the p_T of the tagging muon relative to the axis of the tag jet (p_T^{rel}). Muons originating from b -quark decays tend to have larger values in the p_T^{rel} spectrum than those from c -quark decays. We fit the p_T^{rel} distribution in data with the distributions from $b\bar{b}$ and $c\bar{c}$ events simulated using PYTHIA and find that the fraction of $c\bar{c}$ events in the TD sample is $x_c = 0.093 \pm 0.009(\text{stat})$.

The tagging muon in a dijet event is used to infer the charge of the quark initiating the tag jet and consequently to determine whether the probe jet is initiated by a quark or an antiquark. However, the tagging muon can originate from either a direct decay of a B hadron or “charge-flipping” processes such as cascade decays of B hadrons, e.g., $b \rightarrow c \rightarrow \ell$, or neutral B meson mixings. In the charge-flipping processes, the charge of the tagging muon can be opposite to that expected, and therefore mistag the probe jet. We simulate the charge-flipping processes using $Z \rightarrow b\bar{b}$ (MC) events generated with the PYTHIA program, and find that a fraction $x_f = 0.352 \pm 0.008(\text{stat})$ of the tagging muons have a charge opposite to that of the initial b quarks [24]. This value is verified by examining the charge correlation between muons in a subset of the TD data sample where an additional muon, having the same quality as the tagging muon, is required in the probe jet.

The performance of the jet-charge algorithm depends on the kinematic properties of the jet, mainly due to a dependence of the tracking efficiency on p_T and $|\eta|$. The kinematics of the dijet samples used to extract the jet-charge distributions differ from those of $t\bar{t}$ events, whose jet charges we wish to model. To account for the differences in the performance arising from these kinematic differences, we first reweight the $t\bar{t}$ MC events to get the same jet p_T and $|\eta|$ spectra as observed in the dijet events. The ratio of the distributions of jet charge Q_j between the nominal and the reweighted $t\bar{t}$ samples is parametrized and used as a correction function. This kinematic correction, 8% on average, is applied to the charge distributions of the probe jets, thereby modifying

the jet-charge distributions from dijet data so that they model jets in $t\bar{t}$ events.

To find the distributions of the jet charge for jets originating from b , \bar{b} , c , or \bar{c} quarks, denoted as $\mathcal{P}_b(Q_j)$, $\mathcal{P}_{\bar{b}}(Q_j)$, $\mathcal{P}_c(Q_j)$, and $\mathcal{P}_{\bar{c}}(Q_j)$, respectively, we utilize the distributions of the jet charge in probe jets of positive ($\mathcal{P}_+(Q_j)$) and negative ($\mathcal{P}_-(Q_j)$) tagging muons. In the presence of $c\bar{c}$ contamination and of charge flipping processes (i.e., $x_c > 0$ and $x_f > 0$), we find

$$\mathcal{P}_+(Q_j) = (1 - x_c)[x_f \mathcal{P}_{\bar{b}}(Q_j) + (1 - x_f)\mathcal{P}_b(Q_j)] + x_c \mathcal{P}_{\bar{c}}(Q_j), \quad (1)$$

and a similar expression for its charge conjugate. This requires extra inputs to solve for four unknown distributions. We use an additional data sample with a different composition from the TD sample. This “loose dijet (LD) sample” is defined using the same selection criteria as for the TD events except that the tag jets are not required to pass b -tagging requirements. We find that the LD sample has a larger fraction of $c\bar{c}$ contributing with $x'_c = 0.352 \pm 0.014$, and a charge-flipping probability consistent with that found in the TD sample ($x'_f \approx x_f$). The distributions for jet charge $\mathcal{P}'_{\pm}(Q_j)$ obtained from the probe jets in the LD sample provide the additional equations,

$$\mathcal{P}'_+(Q_j) = (1 - x'_c)[x'_f \mathcal{P}_{\bar{b}}(Q_j) + (1 - x'_f)\mathcal{P}_b(Q_j)] + x'_c \mathcal{P}_{\bar{c}}(Q_j), \quad (2)$$

and similarly for its charge conjugate. The distributions for jet charge are constructed by solving Eqs. (1) and (2), and their charge conjugate equations. These charge templates $\mathcal{P}_b(Q_j)$, $\mathcal{P}_{\bar{b}}(Q_j)$, $\mathcal{P}_c(Q_j)$, and $\mathcal{P}_{\bar{c}}(Q_j)$, normalized to unity, serve as the probability density functions (PDF) for the charge of the jet originating from a given quark. The b -jet and \bar{b} -jet templates are shown in Fig. 1. The equivalent jet

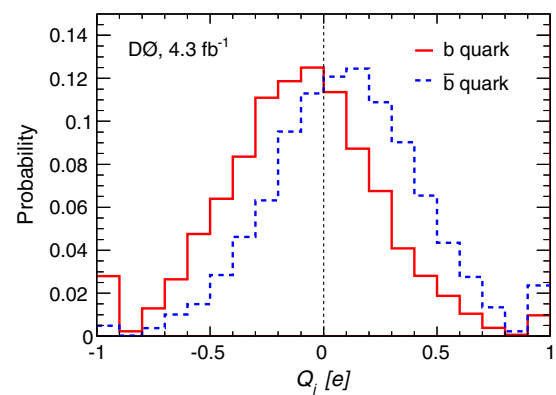


FIG. 1 (color online). Distributions of charge templates for b and \bar{b} jets extracted from dijet events following the application of kinematic corrections described in the text.

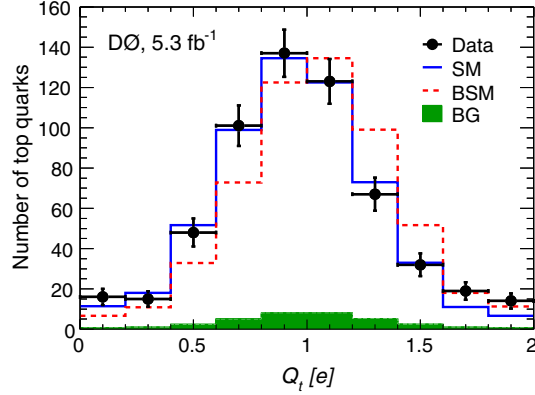


FIG. 2 (color online). Combined distribution in the charge Q_t for $t\bar{t}$ candidates in data compared with expectations from the SM and the BSM. The background contribution (BG) is represented by the green-shaded histogram. The expected distributions are normalized to unity and used as the PDF $\mathcal{P}^{\text{SM}}(Q_t)$ and $\mathcal{P}^{\text{BSM}}(Q_t)$ in Eq. (3).

charge templates for each background process are derived through the same procedure as used for signal templates.

The templates for jet charge are used to extract the top quark charges for each event, as follows. For the templates of SM top quark with $|Q| = 2/3e$, we obtain the charge observables $Q_t^\ell = |Q_\ell + Q_b^\ell|$ and $Q_t^h = |-Q_\ell + Q_b^h|$, while, for the BSM quark with $|Q| = 4/3e$, we obtain $Q_t^\ell = |-Q_\ell + Q_b^\ell|$ and $Q_t^h = |Q_\ell + Q_b^h|$. We find the distributions of these two observables to be consistent and the correlation coefficient between them to be negligible ($\approx 4\%$) [25]. The 286 selected events in the lepton + jets final states provide 572 measurements of the top quark charge. Figure 2 shows the combined distribution Q_t (Q_t^ℓ and Q_t^h) observed in data, compared with the distributions expected for SM and BSM top quarks, including the background contribution. For background events, no correlation is observed between the charge of the lepton and the b -jet assignment and these combined observables contribute thereby equally to both distributions.

To measure the charge of the top quark, we discriminate between the SM and BSM possibilities using a likelihood ratio:

$$\Lambda = [\prod_i \mathcal{P}^{\text{SM}}(Q_t^i)] / [\prod_i \mathcal{P}^{\text{BSM}}(Q_t^i)], \quad (3)$$

where $\mathcal{P}^{\text{SM}}(Q_t^i)$ and $\mathcal{P}^{\text{BSM}}(Q_t^i)$ are the probabilities of observing the top quark charge Q_t^i under the SM and BSM hypotheses, respectively, according to the charge templates in Fig. 2. The superscript i runs over all the 572 available measurements of Q_t . The values of Λ for the SM and BSM top quarks are evaluated through pseudo-experiments (PE) using $\mathcal{P}^{\text{SM}}(Q_t)$ and $\mathcal{P}^{\text{BSM}}(Q_t)$, respectively. A single PE consists of the same number of measurements as in data, randomly selected from the signal and background Q_t distributions according to the sample composition in Table I. Systematic uncertainties, detailed

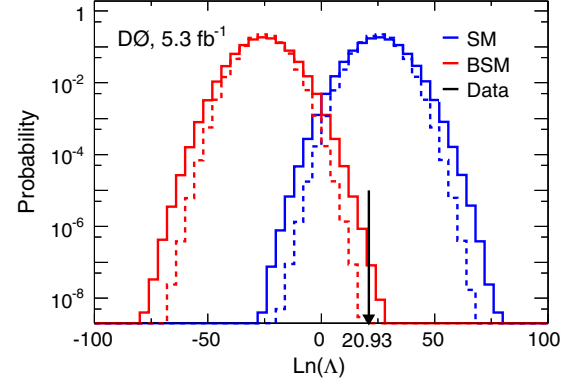


FIG. 3 (color online). Distributions of $\ln(\Lambda)$ for the SM (histograms on the right) and BSM (histograms on the left) models from 10^9 PE, compared to the measurement (arrow). The solid lines show the expected distributions, while the dashed histograms show the distributions expected in the absence of systematic uncertainties. The value of $\ln(\Lambda_D)$ is displayed by the black vertical line.

below, are accounted for in each PE by modifying the top quark charge templates as

$$\mathcal{P}(Q_t) = \mathcal{P}^0(Q_t) + \sum_i \nu_i (\mathcal{P}^{i\pm}(Q_t) - \mathcal{P}^0(Q_t)), \quad (4)$$

where $\mathcal{P}^0(Q_t)$ is the nominal probability distribution of Q_t , $\mathcal{P}^{i\pm}(Q_t)$ are those obtained from changes of ± 1 SD made for systematic source i , and ν_i are nuisance parameters. The ν_i are assumed to be uninteresting physical parameters, e.g., uncertainties that can be integrated over, and correspond to random variables drawn from a standard normal distribution. We verify that variations in templates are linear with changes in the nuisance parameters.

The data yields the value $\ln(\Lambda_D) = 20.93$. This value is compared to the distributions of Λ for the SM and BSM assumptions shown in Fig. 3. We find the measured Λ_D is consistent with the SM hypothesis and obtain a p value of 6.0×10^{-8} under the BSM hypothesis, which corresponds to an exclusion of the BSM nature of the top quark with a significance of 5.4 SD.

We also consider the possibility that the observed distribution of events corresponds to a mixture of the SM and BSM top quarks. The fraction f of the SM top quarks is determined using a binned likelihood fit. The likelihood of the charge distribution in data is consistent with the sum of the SM and BSM templates that includes the background from Fig. 2, with the number of events as a function of Q_t given by

$$n_i = f \times N \times \mathcal{P}_i^{\text{SM}}(Q_t) + (1 - f) \times N \times \mathcal{P}_i^{\text{BSM}}(Q_t), \quad (5)$$

where N is the total number of measurements of Q_t , and $\mathcal{P}_i^{\text{SM}}$ and $\mathcal{P}_i^{\text{BSM}}$ is the probability of observing the SM and BSM top quarks, respectively, in bin i . The fraction f is

TABLE II. Summary of systematic uncertainties on the fraction f of SM top quarks. The uncertainties are given in units of absolute value.

Category	Source	Uncertainty
Signal/background	Signal modeling	0.03
	Initial/final state radiation	0.01
	Top quark mass	0.01
	Color reconnection	0.01
	Background normalization	0.02
	Lepton charge mismeasurement	0.01
	Jet energy scale	< 0.01
Detector	Jet identification	0.02
	Jet energy resolution	0.02
	b -tagging efficiency	0.01
	Luminosity	< 0.01
	$\Delta\phi$ in TD sample selection	0.03
Method	Determination of x_c	0.01
	Determination of x_f	0.03
	Kinematic corrections	0.03
	Dijet sample statistics	0.07
	MC template statistics	0.03
	Total systematic uncertainty	0.11

extracted by maximizing the likelihood without constraining f to physically allowed values.

The systematic uncertainties on the fraction f are listed in Table II, and are classified in three categories: uncertainties related to (i) modeling of signal and background events; (ii) simulation of detector response; and (iii) analysis procedures and methods. The maximum likelihood fit is repeated for each systematic source using the templates modified by the systematic effect, and the resulting deviation from the nominal value is taken as the corresponding systematic uncertainty.

The largest uncertainty, of 0.07, is due to the limited size of the selected dijet samples used to model the charge templates for b -quark jets. Several systematic sources yield uncertainties on the measurement at the $\approx 3\%$ level, such as (i) the determination of x_f , reflecting differences in the mixing parameters and decay rates of B hadrons between the simulation and their latest experimental values [26], (ii) the parametrization of the corrections for kinematic differences in the distributions of jet charge for the dijet and $t\bar{t}$ samples, and (iii) modeling of signal, where the effects of higher-order corrections, parton evolution, and hadronization are estimated using $t\bar{t}$ events simulated with MC@NLO [27] interfaced with HERWIG [28] for parton evolution.

The maximum likelihood fit to the top quark charge distribution in data yields the fraction $f = 0.88 \pm 0.13(\text{stat}) \pm 0.11(\text{syst})$. We employ the ordering-principle

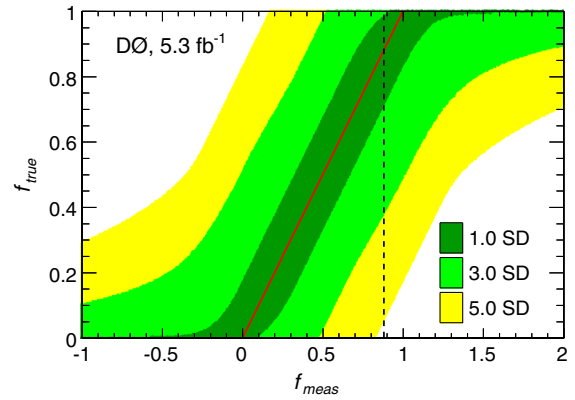


FIG. 4 (color online). Confidence belts from the Feldman-Cousins approach for 1 SD (inner), 3 SD (middle), and 5 SD (outer). The red solid line shows the average of the measured values f_{meas} for each input fraction f_{true} and the vertical dashed line represents the fraction ($f = 0.88$) observed in the data.

suggested by Feldman and Cousins [29] to set limits on f . The total uncertainty, i.e., the quadratic sum of the statistical and systematic uncertainties in Table II, is assumed to be a Gaussian distribution in f . For the observed value, we find that the hypothesis that all top quarks in the data are BSM quarks is excluded at greater than 5 SD, as shown in Fig. 4, which is consistent with the results obtained from the likelihood ratio. We also find a lower limit of $f = 0.54$ at a 95% C.L., which corresponds to an equivalent upper limit on the fraction of BSM quarks of $f \leq 0.46$ at the same level of significance.

In summary, using b -tagged jets in lepton + jets $t\bar{t}$ events in 5.3 fb^{-1} of $p\bar{p}$ data, we test the hypothesis that the particle assumed to be the SM top quark has an electric charge of $-4/3e$. We exclude the possibility that all observed top quarks are BSM quarks at the level of more than 5 SD. We also consider a possible admixture of such quarks with the SM top quarks and place an upper limit of 0.46 on the fraction of BSM quarks at a 95% C.L. The observed charge of the top quarks is in good agreement with the standard model.

We thank the staffs at Fermilab and collaborating institutions, and acknowledge support from the DOE and NSF (USA); CEA and CNRS/IN2P3 (France); MON, NRC KI and RFBR (Russia); CNPq, FAPERJ, FAPESP and FUNDUNESP (Brazil); DAE and DST (India); Colciencias (Colombia); CONACyT (Mexico); NRF (Korea); FOM (The Netherlands); STFC and the Royal Society (United Kingdom); MSMT and GACR (Czech Republic); BMBF and DFG (Germany); SFI (Ireland); The Swedish Research Council (Sweden); and CAS and CNSF (China).

- [1] F. Abe *et al.* (CDF Collaboration), *Phys. Rev. Lett.* **74**, 2626 (1995); S. Abachi *et al.* (D0 Collaboration), *Phys. Rev. Lett.* **74**, 2632 (1995).
- [2] D. Chang, W. Chang, and E. Ma, *Phys. Rev. D* **59**, 091503 (1999).
- [3] D. Chang, W. Chang, and E. Ma, *Phys. Rev. D* **61**, 037301 (2000); D. Choudhury, T. M. P. Tait, and C. E. M. Wagner, *Phys. Rev. D* **65**, 053002 (2002).
- [4] G. Aad *et al.* (ATLAS Collaboration), *Eur. Phys. J. C* **73**, 2261 (2013); S. Chatrchyan *et al.* (CMS Collaboration), *Eur. Phys. J. C* **73**, 2339 (2013); V. Abazov *et al.* (D0 Collaboration), arXiv:1401.5785; T. Aaltonen *et al.* (CDF Collaboration), *Phys. Rev. Lett.* **110**, 121802 (2013).
- [5] V. Abazov *et al.* (D0 Collaboration), *Phys. Rev. Lett.* **98**, 041801 (2007).
- [6] F. Abe *et al.* (CDF Collaboration), *Phys. Rev. D* **88**, 032003 (2013).
- [7] G. Aad *et al.* (ATLAS Collaboration), *J. High Energy Phys.* **11** (2013) 031.
- [8] S. Snyder, Doctoral thesis, State University of New York at Stony Brook, 1995 [Report No. FERMILAB-THESIS-1995-27].
- [9] R. Field and R. Feynman, *Nucl. Phys.* **B136**, 1 (1978).
- [10] V. Abazov *et al.* (D0 Collaboration), *Nucl. Instrum. Methods Phys. Res., Sect. A* **565**, 463 (2006).
- [11] The pseudorapidity is defined as $\eta = -\ln[\tan(\theta/2)]$, where θ is the polar angle with respect to the beam axis measured at the center of the detector.
- [12] S. Abachi *et al.* (D0 Collaboration), *Nucl. Instrum. Methods Phys. Res., Sect. A* **338**, 185 (1994).
- [13] V. Abazov *et al.* (D0 Collaboration), *Nucl. Instrum. Methods Phys. Res., Sect. A* **552**, 372 (2005).
- [14] V. Abazov *et al.* (D0 Collaboration), *Phys. Rev. D* **84**, 012008 (2011).
- [15] G. Blazey *et al.*, in *Proceedings of the Workshop: QCD and Weak Boson Physics in Run II*, edited by U. Baur, R. K. Ellis, and D. Zeppenfeld (Report No. Fermilab-Pub-00/297, 2000).
- [16] V. Abazov *et al.* (D0 Collaboration), *Nucl. Instrum. Methods Phys. Res., Sect. A* **620**, 490 (2010). In this paper, jets with $NN > 0.65$ are tagged.
- [17] M. L. Mangano, F. Piccinini, A. D. Polosa, M. Moretti, and R. Pittau, *J. High Energy Phys.* **07** (2003) 001. We use version v2.11.
- [18] T. Sjöstrand, S. Mrenna, and P. Skands, *J. High Energy Phys.* **05** (2006) 026. We use version v6.409.
- [19] R. Brun and F. Carminati, CERN Program Library Long Wroteup W5013, 1993 (unpublished).
- [20] E. Boos, V. Bunichev, M. Dubinin, L. Dudko, V. Edneral, V. Ilyin, A. Kryukov, V. Savrin, A. Semenov, and A. Sherstnev (CompHEP Collaboration), *Nucl. Instrum. Methods Phys. Res., Sect. A* **534**, 250 (2004).
- [21] V. Abazov *et al.* (D0 Collaboration), *Phys. Rev. D* **76**, 092007 (2007).
- [22] M. Czakon, P. Fiedler, and A. Mitov, *Phys. Rev. Lett.* **110**, 252004 (2013).
- [23] The dijet sample is a subset of the data sample collected with an additional layer of the D0 silicon system [R. Angstadt *et al.*, *Nucl. Instrum. Methods Phys. Res., Sect. A* **622**, 298 (2010)] corresponding to 4.3 fb^{-1} of integrated luminosity. The effect of this additional layer is estimated from the simulation and taken into account in obtaining the charge templates for the first 1.0 fb^{-1} of events collected without this layer.
- [24] Using such simulations, we find that the charge-flipping fraction has contributions of 0.23 from cascade decays, 0.11 from neutral B meson mixings, and 0.01 from misidentified electric charge.
- [25] The two observables are expected to have the same distributions. However, two tagged jets are statistically independent and thus no strong correlation is expected.
- [26] J. Beringer *et al.* (Particle Data Group), *Phys. Rev. D* **86**, 010001 (2012).
- [27] S. Frixione and B. R. Webber, *J. High Energy Phys.* **06** (2002) 029. We use version v3.4.
- [28] G. Corcella, I. G. Knowles, G. Marchesini, S. Moretti, K. Odagiri, P. Richardson, M. H. Seymour, and B. R. Webber, *J. High Energy Phys.* **01** (2001) 010. We use version v6.510.
- [29] G. Feldman and R. Cousins, *Phys. Rev. D* **57**, 3873 (1998).