

**Tilburg University**

## **Optimal Input Substitution of a Firm Facing an Environmental Constraint**

Hartl, R.F.; Kort, P.M.

*Publication date:*  
1995

[Link to publication in Tilburg University Research Portal](#)

*Citation for published version (APA):*

Hartl, R. F., & Kort, P. M. (1995). *Optimal Input Substitution of a Firm Facing an Environmental Constraint*. (CentER Discussion Paper; Vol. 1995-19). CentER.

### **General rights**

Copyright and moral rights for the publications made accessible in the public portal are retained by the authors and/or other copyright owners and it is a condition of accessing publications that users recognise and abide by the legal requirements associated with these rights.

- Users may download and print one copy of any publication from the public portal for the purpose of private study or research.
- You may not further distribute the material or use it for any profit-making activity or commercial gain
- You may freely distribute the URL identifying the publication in the public portal


### **Take down policy**

If you believe that this document breaches copyright please contact us providing details, and we will remove access to the work immediately and investigate your claim.

**ntER**  
for  
nic Research

CBM  
8414  
1995  
19


# Discussion paper



Tilburg University



Center  
for  
Economic Research



R  
8414  
1995-19

No. 9519

44

**OPTIMAL INPUT SUBSTITUTION OF A FIRM  
FACING AN ENVIRONMENTAL CONSTRAINT**

By Richard F. Hartl  
and Peter M. Kort

R6

February 1995

Business Economics  
Environmental Policy  
Dynamic Program-  
ming  
Optimal Control

ISSN 0924-7815



K.U.B.  
BIBLIOTHEEK  
TILBURG

# OPTIMAL INPUT SUBSTITUTION OF A FIRM FACING AN ENVIRONMENTAL CONSTRAINT<sup>†</sup>

Richard F. Hartl

Department of Economics and Management, University of Magdeburg,  
Universitätsplatz 2, D-39106 Magdeburg, Germany

Peter M. Kort

Department of Econometrics and CentER, Tilburg University,  
P.O. Box 90153, NL-5000 Le Tilburg, The Netherlands

## Abstract

In this paper we consider the dynamic behavior of a firm subject to environmental regulation. As a social planner the government wants to reduce the level of pollution. To reach that aim it can, among others, set an upper limit on polluting emissions of the firm. The paper determines how this policy instrument influences the firm's decisions concerning investments, abatement efforts, and the choice whether to leave some capacity unused or not.

The abatement process is modeled as input substitution rather than end-of-pipe. Using standard control theory in determining the firm's optimal dynamic investment decisions it turns out that it is always optimal to approach a long run optimal level of capital. In some cases, this equilibrium is reached within finite time, but usually it will be approached asymptotically.

Different scenarios are considered, ranging from attractive clean input to unattractive clean input, and from a mild emission limit to a very tight one.

It is shown that for large capital stocks and/or when marginal cash flow per unit of emissions is larger for the dirty input than for the clean input, it can be optimal to actually leave some production capacity unused. Also, since the convex installation costs suggest to spread investments over time, it can happen that investment in productive capital is positive although capacity remains unused.

## Key Words

Optimal control, Environment, Dynamic programming, Production and investment, Input substitution.

---

<sup>†</sup> Presented at the HCM-workshop *Designing Economic Policy for Management of Natural Resources and the Environment* in Rethymnon, Greece. Comments by A. Luhmer, I. Musu, and A. de Zeeuw are gratefully acknowledged. The research of the second author has been made possible by the Royal Netherlands Academy of Arts and Sciences.

# CONTENTS

<b>1. Introduction.....</b>	<b>1</b>
<b>2. The Model.....</b>	<b>1</b>
<b>3. A Two Step Approach.....</b>	<b>3</b>
<b>4. Solution of Step 1.....</b>	<b>4</b>
<b>4.1 The Analysis of Case 1: <math>K \leq \bar{K}</math>.....</b>	<b>5</b>
<b>4.2 The Analysis of Case 2: <math>\bar{K} &lt; K &lt; \tilde{K}</math>.....</b>	<b>5</b>
4.2.1 Subcase 2.1: $A > 0, F > 0, q < Q(K)$ .....	6
4.2.2 Subcase 2.2: $A > 0, F > 0, q = Q(K)$ .....	6
4.2.3 Subcase 2.3: $A = 0, F > 0, q < Q(K)$ .....	6
<b>4.3 The Analysis of Case 3: <math>K \geq \tilde{K}</math>.....</b>	<b>7</b>
4.3.1 Subcase 3.1: $A > 0, F > 0, q < Q(K)$ .....	7
4.3.2 Subcase 3.2: $A > 0, F = 0, q < Q(K)$ .....	7
4.3.3 Subcase 3.3: $A = 0, F > 0, q < Q(K)$ .....	7
<b>4.4 Summary of the Results of Step 1 - Different Scenarios:.....</b>	<b>8</b>
4.4.1 Scenario 1 - Unattractive Clean Input: $pG'(\bar{F}) < B$ .....	9
4.4.2 Scenario 2 - Moderately Attractive Clean Input : $pG'(\bar{A}) < B < pG'(\bar{F})$ .....	10
4.4.3 Scenario 3 - Attractive Clean Input: $pG'(\bar{A}) > B$ .....	12
4.4.4 Variable Inputs as Functions of Capital Stock Under Full Capacity.....	13
<b>5. Analysis of Step 2.....</b>	<b>15</b>
<b>5.1 The Maximum Principle.....</b>	<b>15</b>
<b>5.2 Qualitative Analysis in the Phase Plane:.....</b>	<b>15</b>
<b>5.3. Optimal firm behavior without environmental regulation.....</b>	<b>17</b>
<b>5.4. Qualitative analysis of the solution in the phase plane.....</b>	<b>18</b>
5.4.1 Mild Emission Limit Case (a): equilibrium for $K < \bar{K}$ :.....	20
5.4.2 Intermediate Emission Limit Case (b): equilibrium for $K = \bar{K}$ .....	22
5.4.3 Tight Emission Limit Case (c): equilibrium for $\bar{K} < K < \tilde{K}$ .....	23
5.4.4 Very Tight Emission Limit Case (d): equilibrium for $K = \tilde{K}$ .....	24
<b>6. Conclusions.....</b>	<b>25</b>
<b>References.....</b>	<b>26</b>
<b>Appendix: Analysis of the Adjoint Equation at the Kinks.....</b>	<b>27</b>

## 1. Introduction

Currently, an important problem of a firm is how to react on environmental regulation. Acting as a social planner the government wants to reduce emissions generated by the firm's production process. To reach this aim it can use instruments like imposing an upper limit on pollution generated by the firm, imposing a pollution tax, or it can create a market where the firm must buy permits in order to be allowed to pollute the environment.

According to Jorgenson and Wilcoxon (1990) possible firm's responses to environmental regulation are investing in abatement technology, i.e. the use of special devices to treat wastes after they have been generated, and changing the production process to reduce emissions. The first response is commonly known as end-of-pipe abatement and is often the choice when existing firms have to meet newly imposed standards.

Compared to end-of-pipe abatement a more modern approach is changing the production process in order to reduce emissions. The least disruptive way of doing this is to switch to cleaner inputs. A straightforward example is available from electric utilities, namely switching from high-sulfur to low-sulfur coal in order to comply with restrictions on sulfur dioxide emissions (Jorgenson and Wilcoxon, 1990).

In this paper we want to establish optimal dynamic firm behavior, while the firm's emissions are limited. It is assumed that in the short run the firm has two possibilities to reduce its own emissions: it can decrease production by leaving some production capacity unused, or it can use a clean but expensive input instead of a dirty and cheap input in the production process. In the long run the firm can reckon with this emission limit by adjusting its investment program.

Dynamic firm behavior under an emission limit was also subject of study in Hartl and Kort (1993), Kort (1994) and Xepapadeas (1992). Xepapadeas analyzed end-of-pipe abatement rather than input substitution, while contrary to this work, his analysis is limited to solutions where the environmental constraint is always binding. Here we consider transitions from situations where the constraint is binding to situations where the constraint is non-binding and the other way round. Under which scenarios do these transitions occur and how are these affected by the level of the emission limit? In the present paper, input substitution is modeled more precisely than in Hartl and Kort (1993) and Kort (1994) in the sense that here we exactly specify the amount of both inputs being used at any time, rather than identifying a variable for abatement expenditures which represents money lost due to input substitution. Moreover, in this contribution the above mentioned papers are extended by allowing the firm to leave some capacity unused in the production process.

The model of the firm is specified as an optimal control problem (Section 2), which is solved by performing a two step approach. The two steps are identified in Section 3, while in Section 4 step 1 is solved by determining the optimal use of the inputs and the production capacity for every given level of the stock of capital goods. The optimal investment program is established in Section 5, given the optimal use of inputs and production capacity. Section 6 concludes the paper.

## 2. The Model

Consider a firm having a stock of capital goods,  $K$ , through which it can produce output,  $Q(K)$ . It is reasonable to assume that

$$Q(0) = 0, \quad Q'(K) > 0, \quad Q''(K) < 0. \quad (1)$$

The actual production level,  $q$ , must therefore satisfy

$$0 \leq q \leq Q(K). \quad (2)$$

Production of this  $q$  requires the use of a variable input, where the firm has the possibility to use a cheap and dirty input,  $F$ , and/or an expensive and clean input,  $A$ . As practical examples we think of the possibility of choice between cheap and dirty high sulfur coal and expensive and clean low sulfur coal by electric utilities or if in some process harmful exhaust fumes are generated (e.g. dioxins when burning some material e.g. waste), one can usually reduce these emissions by increasing the temperature in this process by using more or different additional oil.

Let us assume the following relationship between output  $q$  and total input  $F+A$ :

$$q = G(F+A). \quad (3)$$

Where  $G$  is strictly concave, i.e.,

$$G' > 0, \quad G'' < 0, \quad G(0) = 0. \quad (4)$$

This formulation implies that no substitution is possible between the (short term) fixed input  $K$  and the variable inputs  $F$  and  $A$ . It turns out that the relation between the production functions  $Q$  and  $G$  play an important role in the solution. We come back to this in Subsection 4.4.4.

It is assumed, that the production process generates emissions  $E$ , which depend on the inputs  $F$  and  $A$  in a linear way:

$$E = b_1 F + b_2 A, \quad (5)$$

where

$$b_1 > b_2 \quad (6)$$

since  $A$  is the „clean“ input.

Let the unit price of the two inputs  $F$  and  $A$  be given by  $v_1$  and  $v_2$ , respectively with

$$v_1 < v_2. \quad (7)$$

since the clean input  $A$  is more expensive. Therefore,  $A = 0$  is associated with the input choice of a profit maximizing firm in absence of any form of environmental regulation.

Of course, both inputs are always non-negative:

$$F \geq 0, \quad A \geq 0. \quad (8)$$

The government reduces pollution by imposing a fixed upper bound on emissions. Let  $Z$  be the maximum permitted volume at time  $t$ . The emission constraint for the firm at each instant of time is

$$E(A, F) \leq Z. \quad (9)$$

Because capacity can remain unused, this constraint can always be met by a sufficiently low value of  $q$ , no matter how large  $K$  and therefore  $Q(K)$  is.

The capital stock can be increased by productive investments  $I$  where investment costs equal  $C(I)$  for which we assume

$$C(0) = 0, \quad C'(I) > 0, \quad C''(I) > 0. \quad (10)$$



On the other hand, the capital stock decreases by depreciation at rate  $a$ .

We assume that the firm is „small“ in the sense that its product can be sold on the market at a fixed market price  $p$ .

If we further assume that the firm maximizes cash flow and discounts against rate  $r$  ( $r > 0$  and constant), we obtain the following dynamic model of the firm:

$$\max_{I, q, A, F} \int_0^{\infty} e^{-rt} \{pq - v_1 F - v_2 A - C(I)\} dt \quad (11a)$$

$$\text{s.t.} \quad \dot{K} = I - aK, \quad K(0) = K_0 \quad (11b)$$

$$0 \leq q \leq Q(K) \quad (11c)$$

$$q = G(F + A) \quad (11d)$$

$$F \geq 0, \quad A \geq 0 \quad (11e)$$

$$b_1 F + b_2 A \leq Z. \quad (11f)$$

As an additional assumption we impose that it always pays to use full capacity if the emission constraint is absent, i.e.,

$$G'(\infty) > v_1/p. \quad (12)$$

Notice that the firm only uses the cheap input  $F$ , in case there is no environmental regulation.

### 3. A Two Step Approach

It is convenient to define  $\bar{K} = \bar{K}(Z)$  as the largest capital stock for which producing with using only the dirty input  $F$ , i.e.  $A = 0$ , is in accordance with the emission limit, when the firm uses all of its production capacity, i.e., when  $q = Q(K)$ :

$$A = 0, \quad F = \bar{F} = Z/b_1, \quad G(Z/b_1) = Q(\bar{K}). \quad (13)$$

Furthermore, we define  $\tilde{K}$  as the largest  $K$  for which full capacity can be used while the emission constraint is still satisfied:

$$F = 0, \quad A = \tilde{A} = Z/b_2, \quad G(Z/b_2) = Q(\tilde{K}). \quad (14)$$

Clearly,  $\tilde{K} > \bar{K}$  and  $\tilde{A} > \bar{F}$  since  $b_2 < b_1$ .

Since the control variables  $q$ ,  $F$ , and  $A$  do not enter the system dynamics, this model can be treated by applying a two step approach; cf. Hartl (1988):

**Step 1:** For every fixed  $K$ , solve the static problem of maximizing revenue minus expenses on the variable inputs  $F$  and  $A$  subject to the restrictions:

$$\{pG(F+A) - v_1F - v_2A\} \rightarrow \max_{F,A} \quad (15a)$$

$$b_1F + b_2A \leq Z \quad (15b)$$

$$A \geq 0, \quad F \geq 0 \quad (15c)$$

$$G(F+A) \leq Q(K). \quad (15d)$$

**Step 2:** With  $q(K)$ ,  $A(K)$  and  $F(K)$  computed in Step 1, solve the following control problem:

$$\max_I \int_0^{\infty} e^{-rt} \{pq(K) - v_1F(K) - v_2A(K) - C(I)\} dt \quad (16a)$$

$$\dot{K} = I - aK, \quad K(0) = K_0 \quad (16b)$$

## 4. Solution of Step 1

The solution of the static Step 1 problem can be obtained using the Kuhn Tucker conditions

$$L = \{pG(F+A) - v_1F - v_2A\} + \mu_1[Q(K) - G(F+A)] + \mu_2[Z - b_1F - b_2A] + \mu_3A + \mu_4F$$

$$L_A = \{pG'(F+A) - v_2\} - \mu_1[G'(F+A)] - \mu_2[b_2] + \mu_3 = 0 \quad (17a)$$

$$L_F = \{pG'(F+A) - v_1\} - \mu_1[G'(F+A)] - \mu_2[b_1] + \mu_4 = 0 \quad (17b)$$

$$\mu_1[Q(K) - G(F+A)] = 0 \quad (17c)$$

$$\mu_2[Z - b_1F - b_2A] = 0 \quad (17d)$$

$$\mu_3A = \mu_4F = 0. \quad (17e)$$

Combining (17a) and (17b),

$$L_A - L_F = \{v_1 - v_2\} + \mu_2[b_1 - b_2] + \mu_3 - \mu_4 = 0, \quad (18)$$

we obtain:

### Lemma 1:

It is impossible that  $\mu_2 = \mu_3 = 0$  at the same time, i.e. that the clean input is used,  $A > 0$ , and the emission limit is not binding,  $b_1F + b_2A < Z$ .

**Proof:** Follows immediately from  $v_1 < v_2$  and equation (18). ■

### Lemma 2:

It is impossible that  $\mu_1 = \mu_2 = 0$  at the same time, i.e. that capacity is not fully used,  $G(F+A) < Q(K)$ , and the emission limit is not binding,  $b_1F + b_2A < Z$ .

**Proof:** Follows immediately from (12) and (17b). ■

Now it is convenient to consider three different cases characterized by small, medium, and large capital stocks:

- Case 1:  $K \leq \bar{K}$ ,
- Case 2:  $\bar{K} < K < \tilde{K}$
- Case 3:  $K \geq \tilde{K}$

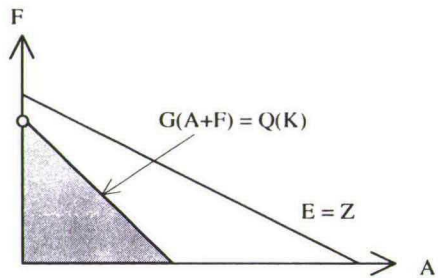
**4.1 The Analysis of Case 1:  $K \leq \bar{K}$**

Clearly, by definition of  $\bar{K}$ , this implies that for  $K < \bar{K}$  the emission limit is not binding,  $E < Z$ . By Lemmas 1 and 2, this means that  $A = 0$  and that full capacity is used. Therefore, in this case  $F$  has a one to one correspondence to  $K$ , that can be denoted as  $F = F(K)$ , which satisfies

$$G(F(K)) = Q(K) \quad \Rightarrow \quad F(K) = G^{-1}(Q(K)). \tag{19}$$

Figure 1 illustrates this situation.

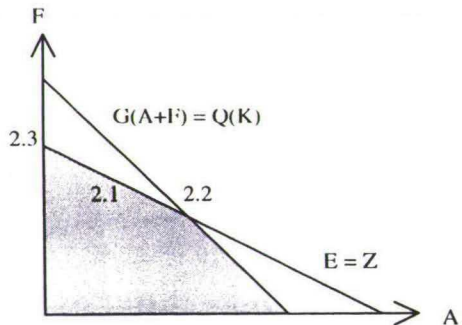
**Figure 1:** The case of  $K \leq \bar{K}$ .



**4.2 The Analysis of Case 2:  $\bar{K} < K < \tilde{K}$**

Clearly, since  $K > \bar{K}$  this means that for  $A = 0$  the emission limit is violated when using full capacity. Since  $K < \tilde{K}$ , using full capacity while producing with only the clean input,  $A$ , (i.e.,  $F = 0$ ) causes emissions being less than  $Z$ . Thus there is an intersection of the lines  $G(A+F) = Q(K)$  and  $E = Z$  in the  $A$ - $F$ -plane; see Figure 2.

**Figure 2:** The case of  $\bar{K} < K < \tilde{K}$



From Lemma 1 we know that  $E = Z$  if  $A > 0$ , and since Lemma 2 implies that  $E = Z$  if  $G(F+A) < Q(K)$ , we can conclude that only the following Subcases 2.1, 2.2 and 2.3 are possible; see also Figure 2.

**4.2.1 Subcase 2.1:  $A > 0, F > 0, q < Q(K)$** 

By (17ce),  $\mu_3 = \mu_4 = 0$  and  $\mu_1 = 0$ . Now, (17ab) yield

$$pG'(F+A) = \frac{v_2 b_1 - v_1 b_2}{b_1 - b_2} > 1. \quad (20)$$

Since  $G$  is strictly concave,  $F$  and  $A$  are uniquely determined by (20) and the emissions being equal to their upper bound:  $E = b_1 F + b_2 A = Z$ .

Furthermore, (20) can also be written as:

$$\frac{pG'(F+A) - v_1}{b_1} = \frac{pG'(F+A) - v_2}{b_2}. \quad (21)$$

This implies that in this subcase the additional cash flow per unit of additional emissions, resulting from producing with an extra unit of the variable input is the same for both inputs.

**4.2.2 Subcase 2.2:  $A > 0, F > 0, q = Q(K)$** 

By (17c),  $\mu_3 = \mu_4 = 0$ . Using (17ab) straightforward calculations show that

$$pG'(F+A) > \frac{b_1 v_2 - b_2 v_1}{b_1 - b_2}. \quad (22)$$

Writing this as

$$\frac{pG'(F+A) - v_1}{b_1} < \frac{pG'(F+A) - v_2}{b_2}$$

we conclude that in this case the additional cash flow per unit of additional emissions resulting from producing with an extra unit of  $A$  exceeds the additional cash flow per unit of additional emissions resulting from producing with an extra unit of  $F$ . Therefore, it makes sense that in this subcase the firm chooses to reduce emissions by using the clean input  $A$  rather than by leaving a part of the production capacity unused.

Therefore, capacity is used at the maximal level while the emission constraint is binding.

$F$  and  $A$  are uniquely determined by

$$Q(K) = G(F+A), \quad Z = b_1 F + b_2 A. \quad (23)$$

**4.2.3 Subcase 2.3:  $A = 0, F > 0, q < Q(K)$** 

By (17ce),  $\mu_4 = 0$  and  $\mu_1 = 0$ . Therefore, (17ab) yield

$$\mu_2 = \frac{pG'(F) - v_1}{b_1} > \frac{pG'(F) - v_2}{b_2},$$

which implies that the additional cash flow per unit of additional emissions arising from producing with an extra unit of  $F$  exceeds the additional cash flow per unit of additional emissions due to production with an extra unit of  $A$ . This explains why the expensive clean input is not used in this subcase. The above inequality leads to

$$pG'(F) < \frac{b_1 v_2 - b_2 v_1}{b_1 - b_2}. \quad (24)$$

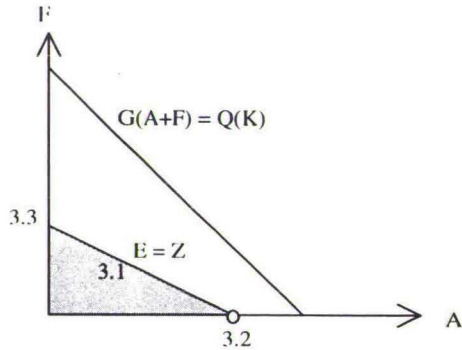
Notice that the firm uses  $F$  while the emission constraint is binding, so that  $F = Z/b_1 = \bar{F}$ .

### 4.3 The Analysis of Case 3: $K \geq \tilde{K}$

Clearly, if  $K > \tilde{K}$  this means that full capacity can never be used even if the firm produces with only the clean input, i. e. we have the situation depicted in Figure 3, where the capacity constraint is never binding.

Lemma 2 implies that the emission limit must be binding.

**Figure 3:** The case of  $K \geq \tilde{K}$ .



#### 4.3.1 Subcase 3.1: $A > 0, F > 0, q < Q(K)$

The equations for determining  $F$  and  $A$  and the conditions under which this subcase is optimal are the same as in Subcase 2.1.

#### 4.3.2 Subcase 3.2: $A > 0, F = 0, q < Q(K)$

By (17ce),  $\mu_3 = 0$  and  $\mu_1 = 0$ . Then, (17ab) imply

$$\frac{pG'(A) - v_2}{b_2} > \frac{pG'(A) - v_1}{b_1}.$$

Hence, the firm does not produce with  $F$ , since the marginal cash flow per unit of marginal emissions, resulting from producing with an extra unit of  $F$ , is less than the marginal cash flow per unit of marginal emissions, resulting from producing with an extra unit of  $A$ .

The above inequality can be written as:

$$pG'(A) > \frac{b_1 v_2 - b_2 v_1}{b_1 - b_2} \quad (25)$$

Here we see that the emission constraint is binding while the firm only uses  $A$ . This implies that

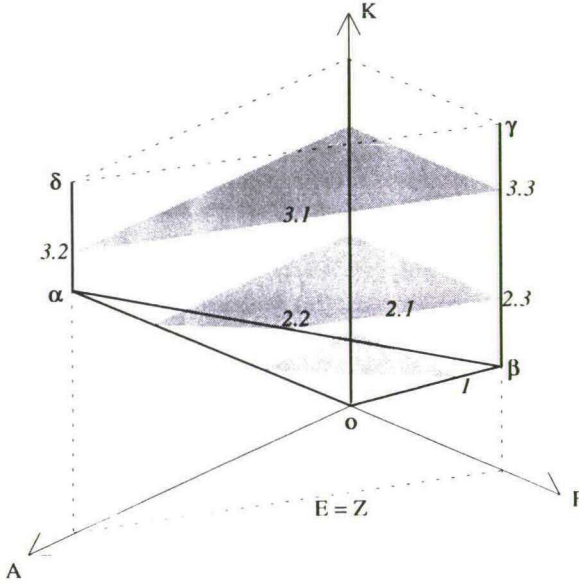
$$A = Z / b_2 = \tilde{A}.$$

#### 4.3.3 Subcase 3.3: $A = 0, F > 0, q < Q(K)$

The equations for determining  $F$  and  $A$  and the conditions under which this subcase is optimal are the same as in as Subcase 2.3.

#### 4.4 Summary of the Results of Step 1 - Different Scenarios:

In Figure 4, we combine the results of Section 4.3 in a 3-dimensional picture in the A-F-K-space. The emission constraint  $E = Z$  is the plane  $\alpha\beta\gamma\delta$ . The capacity constraint is given by the surface  $\alpha\alpha\beta$ , which is sketched as a plane here. At  $K = \bar{K}$ , represented by point  $\beta$ , one switches from Case 1 to Case 2. At  $K = \tilde{K}$ , represented by point  $\alpha$ , one switches from Case 2 to Case 3. The cases and subcases are identified by numbers in Italics.



**Figure 4:** The three cases and their subcases depending on the capital stock  $K$ .

Let us define

$$B = \frac{b_1 v_2 - b_2 v_1}{b_1 - b_2} > 1 \quad (26)$$

From the above cases and their analysis we obtain the following three possible scenarios ( $\bar{F}$  and  $\tilde{A}$  are defined in (13) and (14):

- Scenario 1:  $pG'(\bar{F}) < B$
- Scenario 2:  $pG'(\tilde{A}) < B < pG'(\bar{F})$
- Scenario 3:  $pG'(\tilde{A}) > B$

To interpret Scenario 1, notice that  $pG'(\bar{F}) < B$  can be rewritten into

$$\frac{pG'(\bar{F}) - v_2}{b_2} < \frac{pG'(\bar{F}) - v_1}{b_1} \quad (27)$$

Since  $G$  is concave and  $b_1 > b_2$ , this inequality also holds for input levels exceeding  $\bar{F}$ . This implies that for all these levels it holds that the marginal cash flow per unit of marginal emissions due to producing with an extra unit of input is greater for  $F$  than for  $A$ . Therefore, in what follows we denote this Scenario 1 by „*Unattractive Clean Input Scenario*“.

In Scenario 3 we have  $pG'(\tilde{A}) > B$ . Since  $G$  is concave it holds for all input levels  $F + A$  below  $\tilde{A}$  that

$$pG'(F + A) > B \quad \Rightarrow \quad \frac{pG'(F + A) - v_2}{b_2} > \frac{pG'(F + A) - v_1}{b_1} \quad (28)$$

Hence, producing with an extra input  $A$  yields the highest cash flow per unit of restricted emissions. Therefore, we will denote this scenario by „*Attractive Clean Input Scenario*“.

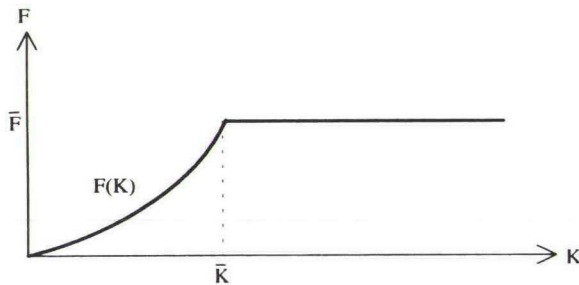
For obvious reasons, in what follows the intermediate Scenario 2 will be denoted by „*Moderately Attractive Clean Input Scenario*“.

#### 4.4.1 SCENARIO 1 - UNATTRACTIVE CLEAN INPUT: $pG'(\bar{F}) < B$

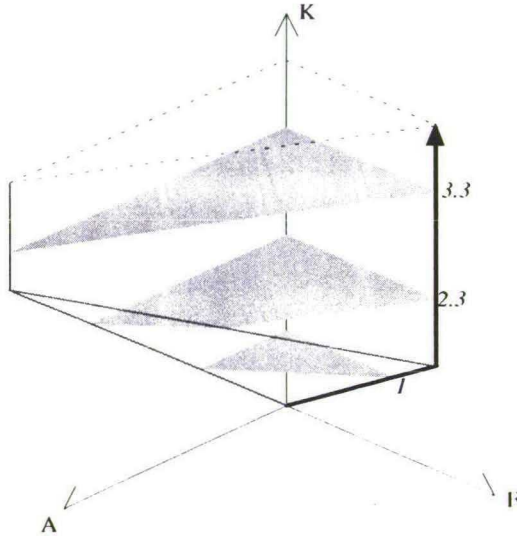
If  $pG'(\bar{F}) < B$ , then the optimal step 1 solution is:

$$A = 0, \quad F = \begin{cases} G^{-1}(Q(K)) \\ \bar{F} \end{cases}, \quad q = \begin{cases} Q(K) \\ Q(\bar{K}) \end{cases}, \quad E \begin{cases} < Z \\ = Z \end{cases} \quad \text{for } K \in \begin{cases} [0, \bar{K}] & \text{case 1} \\ (\bar{K}, \infty) & \text{case 2.3 or 3.3} \end{cases} \quad (29)$$

If  $G$  is "more concave" than  $Q$  (see also subsection 4.4.4 later on)  $F(K)$  will be convex for  $K < \bar{K}$ . This case is depicted in Figure 5.



**Figure 5:** Solution of step 1 in the Unattractive Clean Input Scenario 1



**Figure 6:** The path in the A-F-K-space when K increases in the Unattractive Clean Input Scenario 1.

Clearly, if the total amount of input,  $F+A$ , falls below  $\bar{F}$ , emissions remain below their upper limit; cf. (13). Then there is no need to produce with the expensive input A so that putting A equal to zero is optimal in this case.

Remember that from (27) we could derive that for total input levels exceeding  $\bar{F}$  it holds that marginal cash flow per unit of restricted emissions is greater for F than for A. Hence, we can conclude that here it is never optimal for the firm to use the expensive and clean input A in the production process. Apparently, (27) implies that for this scenario the lower emissions generated by A do not counterbalance the fact that this input is more expensive.

**4.4.2 SCENARIO 2 - MODERATELY ATTRACTIVE CLEAN INPUT:**

$$pG'(\hat{A}) < B < pG'(\bar{F})$$

If  $pG'(\hat{A}) < B < pG'(\bar{F})$ , then the optimal step 1 solution is:

$$A = \begin{cases} 0 \\ > 0 \\ \hat{A} < \bar{A} \end{cases}, \quad F = \begin{cases} G^{-1}(Q(K)) \\ > 0 \\ \hat{F} < \bar{F} \end{cases}, \quad q = \begin{cases} Q(K) \\ Q(K) \\ Q(\hat{K}) \end{cases}, \quad E = \begin{cases} < Z \\ = Z \\ = Z \end{cases} \quad \text{for } K \in \begin{cases} [0, \bar{K}] & \text{case 1} \\ (\bar{K}, \hat{K}) & \text{case 2.2} \\ [\hat{K}, \infty) & \text{case 2.1 or 3.1} \end{cases} \quad (30)$$

where  $\hat{A}$  and  $\hat{F}$  are uniquely determined by

$$pG'(F + A) = B, \quad \text{i.e. } F + A = (G')^{-1}(B/p) \quad \text{and} \quad E(A, F) = b_1 F + b_2 A = Z \quad (31)$$

which yields:

$$\hat{A} = \frac{Z}{b_2 - b_1} - \frac{b_1}{b_2 - b_1} (G')^{-1}(B/p), \quad \hat{F} = -\frac{Z}{b_2 - b_1} + \frac{b_2}{b_2 - b_1} (G')^{-1}(B/p).$$

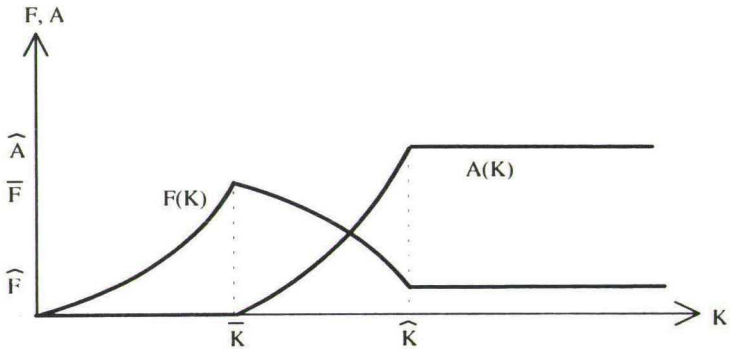


It is easily checked that the non-negativity of  $\hat{A}$  and  $\hat{F}$  is equivalent with  $pG'(\bar{A}) < B < pG'(\bar{F})$ .

Furthermore,  $\hat{K}$  is defined by

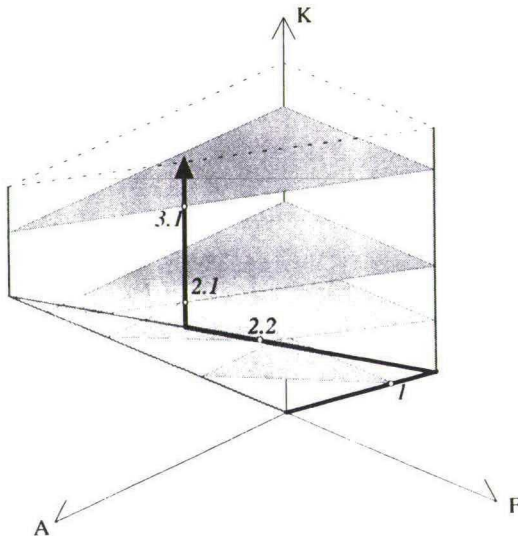
$$G(\hat{A} + \hat{F}) = Q(\hat{K}). \tag{32}$$

Under the assumption that  $G$  is "more concave" than  $Q$  (see also subsection 4.4.4) the step 1 solution looks as in Figure 7.



**Figure 7:** Solution of step 1 in the Moderately Attractive Clean Input Scenario 2

Note that, apart from the fact that  $\hat{F} < \bar{F}$ , we do not know beforehand how the ranking of the levels of  $\bar{F}$ ,  $\hat{F}$ , and  $\hat{A}$  is.



**Figure 8:** The path in the A-F-K-space when  $K$  increases in the Moderately Attractive Clean Input Scenario 2.

Let us interpret this step 1 solution. As before, for  $K \in [0, \bar{K}]$  there is no need to replace the cheap input F by the expensive and clean input A, so that A equals zero here.

If  $K = \bar{K}$  and  $F = \bar{F}$  the emission limit is binding, while it holds that

$$pG'(\bar{F}) > B \Rightarrow \frac{pG'(\bar{F}) - v_2}{b_2} > \frac{pG'(\bar{F}) - v_1}{b_1}. \quad (33)$$

(33) implies that the marginal cash flow per unit of marginal emissions, due to producing with an additional input, is higher for A than for F. Therefore, it is profitable for the firm to keep on producing with full capacity when K increases marginally, while at the same time the firm must reduce F and increase A such that emissions remain equal to Z. In fact, this policy is optimal for every capital stock level in the interval  $(\bar{K}, \hat{K})$ .

If, for  $K = \hat{K}$ , the firm produces with full capacity while the emission limit is binding, it holds that

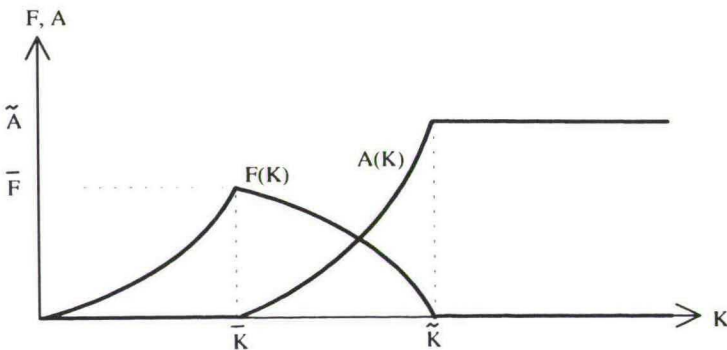
$$pG'(\hat{F} + \hat{A}) = B \Rightarrow \frac{pG'(\hat{F} + \hat{A}) - v_2}{b_2} = \frac{pG'(\hat{F} + \hat{A}) - v_1}{b_1} \quad (34)$$

This means that the marginal cash flow per unit of marginal emissions, due to producing with an extra input, is the same for both inputs. Therefore, for  $K > \hat{K}$  the marginal revenue  $pG'$  is too low for counterbalancing the high costs of the expensive input A, when the firm produces with full capacity. This implies that, for stocks of capital goods being larger than  $\hat{K}$ , it is optimal to leave some capacity unused so that A does not need to be larger than  $\hat{A}$  in order to satisfy the emission limit.

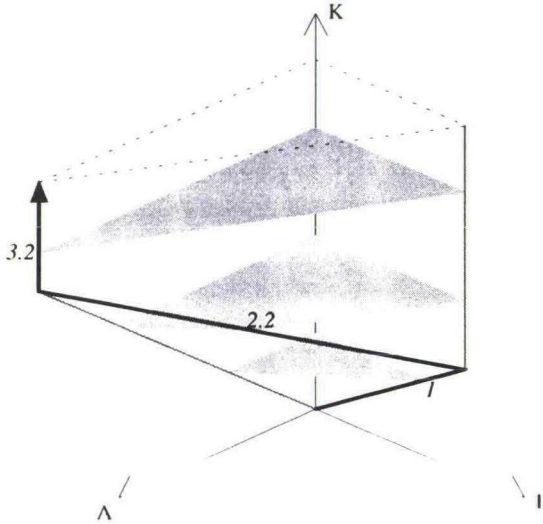
#### 4.4.3 SCENARIO 3 - ATTRACTIVE CLEAN INPUT: $pG'(\bar{A}) > B$

If  $pG'(\bar{A}) > B$ , then the optimal step 1 solution is:

$$A = \begin{cases} 0 \\ > 0, \\ \bar{A} \end{cases}, \quad F = \begin{cases} G^{-1}(Q(K)) \\ > 0 \\ 0 \end{cases}, \quad q = \begin{cases} Q(K) \\ Q(K), \\ Q(\bar{K}) \end{cases}, \quad E = \begin{cases} < Z \\ = Z \\ = Z \end{cases} \quad \text{for } K \in \begin{cases} [0, \bar{K}] & \text{case 1} \\ (\bar{K}, \hat{K}) & \text{case 2.2} \\ [\hat{K}, \infty) & \text{case 3.2} \end{cases} \quad (35)$$



**Figure 9:** Solution of step 1 in the Attractive Clean Input Scenario 3



**Figure 10:** The path in the A-F-K-space when K increases in the Attractive Clean Input Scenario 3.

Again for  $K \in [0, \bar{K}]$  the emission limit is automatically satisfied. Therefore, it makes no sense here to leave some capacity unused or to use the expensive input A in the production process.

In case  $K \in (\bar{K}, \tilde{K})$  we can derive from (28) that producing with input A yields the highest cash flow per unit of restricted emissions. Therefore, the firm produces with full capacity while it adjusts the input levels F and A such that the emission constraint is binding.

For  $K \in [\tilde{K}, \infty]$  it holds that producing with full capacity always violates the emission constraint, even when only the clean input A is used. Therefore, the firm is forced to leave some capacity unused. It keeps emissions equal to Z by fixing the inputs F and A at zero and  $\bar{A}$ , respectively.

**4.4.4 Variable Inputs as Functions of Capital Stock Under Full Capacity**

In Scenarios 2 and 3, i.e., in the Moderately Attractive Clean Input Scenario and the Attractive Clean Input Scenario, the functions  $A(K)$  and  $F(K)$  appeared in Subcase 2.2. Given the objective (16a), it is important to investigate whether the function  $v_1F(K) + v_2A(K)$  is convex or not. We recall from (23) that  $A(K)$  and  $F(K)$  are defined by:

$$F + A = S(K) \text{ and } b_1F + b_2A = Z, \tag{36}$$

where  $S(K)$  is defined as

$$S(K) = G^{-1}(Q(K)). \tag{37}$$

The solution of this system of linear equations is:

$$A(K) = \frac{b_1}{b_1 - b_2} S(K) - \frac{Z}{b_1 - b_2}, \quad F(K) = \frac{-b_2}{b_1 - b_2} S(K) + \frac{Z}{b_1 - b_2} \tag{38}$$

Thus, for the Moderately Attractive Clean Input and the Attractive Clean Input Scenarios we obtain the following result:

**Lemma 3:** In Subcase 2.2 the cost of input is given by

$$v_1 F(K) + v_2 A(K) = B \cdot S(K) - \frac{v_2 - v_1}{b_1 - b_2} Z \quad (39)$$

which is convex, if  $S(K)$  is convex, i.e. if  $G$  is "more concave" than  $Q$

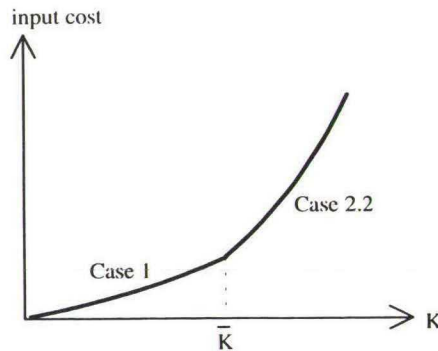
In order to compare this input cost with the corresponding term in Case 1, we note from (19), that  $F = S(K)$  and  $A = 0$ , i.e., the corresponding input cost in Case 1 is  $v_1 S(K)$ . It is easily checked that for  $K = \bar{K}$  this term yields the same result as (39).

Furthermore, from  $B > v_1$  it is clear that:

**Lemma 4:** As  $K$  increases in the Moderately Attractive Clean Input and the Attractive Clean Input Scenario one passes from Case 1 to Subcase 2.2 at  $K = \bar{K}$ . In this point, the marginal input cost jumps upwards from  $v_1 S'(K)$  to  $BS'(K)$ .

From an economic point of view, Lemma 4 is easy to understand, since, contrary to the case where  $K < \bar{K}$ , for  $K > \bar{K}$  the firm must use the expensive input  $A$  to satisfy the emission limit when the capital stock increases marginally.

Figure 11 illustrates Lemma 3 and 4.



**Figure 11:** The cost of variable input  $v_1 F + v_2 A$  in the Moderately Attractive Clean Input Scenario and the Attractive Clean Input Scenario is a convex function of capital for  $K < \hat{K}$  and  $K < \bar{K}$ , respectively.

In what follows we will always assume that  $S(K)$  is convex. Economically this means that the total variable input increases more than proportionally with the short term fixed input  $K$  when the firm produces with full capacity.

## 5. Analysis of Step 2

### 5.1 The Maximum Principle

With  $q(K)$ ,  $A(K)$  and  $F(K)$  computed in Step 1, we now solve the following control problem:

$$\max_I \int_0^{\infty} e^{-rt} \{pq(K) - v_1 F(K) - v_2 A(K) - C(I)\} dt \quad (40)$$

$$\text{s.t.} \quad \dot{K} = I - aK, \quad K(0) = K_0. \quad (41)$$

This leads to the Hamiltonian

$$H = pq(K) - v_1 F(K) - v_2 A(K) - C(I) + \lambda(I - aK), \quad (42)$$

and the necessary optimality conditions are:

$$I = \arg \max_I H, \quad \text{i.e.,} \quad \lambda = C'(I) \quad (43)$$

$$\dot{\lambda} = r\lambda - H_K = (r + a)\lambda - pq'(K) + v_1 F'(K) + v_2 A'(K). \quad (44)$$

Strictly speaking, the adjoint equation (44) only holds for those  $K$ , where  $F(K)$ ,  $A(K)$  and  $q(K)$  are differentiable in  $K$ . At the kinks  $K = \bar{K}$  (in all scenarios) and  $K = \hat{K}$  (Moderately Attractive Clean Input Scenario) or  $K = \tilde{K}$  (Attractive Clean Input Scenario), the differential equation must be replaced by the differential inclusion

$$r\lambda \cdot \dot{\lambda} \in \partial_K H. \quad (45)$$

where  $\partial_K$  denotes the generalized gradient of  $H$  w.r.t.  $K$ ; see Clarke (1983). In our case, (45) evaluated at the kinks mentioned above is the interval between r.h.s. and l.h.s. derivative of  $H$  w.r.t.  $K$ . In the appendix these intervals are investigated and it is shown that all intervals are non-empty, which means that existence of the solution is assured.

For  $t \rightarrow \infty$  the limiting transversality condition holds:

$$\lim_{t \rightarrow \infty} e^{-rt} \lambda(t) = 0.$$

Unfortunately, the usual sufficiency conditions (using concavity) are not satisfied. Also, it is difficult to verify any of the existing results on the limiting transversality condition to be a necessary condition. Nevertheless for reasons of economic interpretation it is not unreasonable to assume that only those solutions make sense whose shadow price  $\lambda$  remains bounded or does not diverge at a rate larger than the discount rate.

### 5.2 Qualitative Analysis in the Phase Plane:

In order to perform a phase plane analysis in the  $(K, I)$ -plane, we first observe that the  $\dot{K} = 0$  isocline is the straight line  $I = aK$ . Next, we have to derive a differential equation for  $I$  from the adjoint equation (44). This is done by differentiating (43) w.r.t. time  $t$  and subsequent elimination of the costate  $\lambda$  using (43). Keeping in mind the kinks mentioned above, this yields:

$$\dot{I} = \frac{1}{C''(I)} [(r+a)C'(I) - pQ'(K) + v_1S'(K)] \quad \text{for } K < \bar{K} \quad (46a)$$

in all scenarios,

$$\dot{I} = \frac{1}{C''(I)} [(r+a)C'(I) - pQ'(K) + BS'(K)] \quad (46b)$$

for  $\bar{K} < K < \hat{K}$  in the Moderately Attractive Clean Input Scenario and for  $\bar{K} < K < \tilde{K}$  in the Attractive Clean Input Scenario (see also Lemma 3), and finally

$$\dot{I} = \frac{1}{C''(I)} [(r+a)C'(I)] \quad (46c)$$

for  $K > \hat{K}$  in the Unattractive Clean Input Scenario, for  $K > \tilde{K}$  in the Moderately Attractive Clean Input Scenario, and for  $K > \tilde{K}$  in the Attractive Clean Input Scenario.

With these, we can compute the slope of the  $\dot{I} = 0$  isocline. It is convenient to treat the three regions separately.

First, we consider the region of a small capital stock where the emission constraint is not binding, i.e.,  $K < \bar{K}$ . In this case we obtain

$$\left. \frac{dI}{dK} \right|_{\dot{I}=0} = \frac{pQ''(K) - v_1S''(K)}{(r+a)C''(I)} < 0, \quad (47a)$$

since we have assumed that  $S(K)$  is convex.

On the other hand, when the capital stock is so large that the emission constraint is binding but still  $q = Q(K)$ , i.e., for  $\bar{K} < K < \hat{K}$  in the Moderately Attractive Clean Input Scenario and for  $\bar{K} < K < \tilde{K}$  in the Attractive Clean Input Scenario, we obtain

$$\left. \frac{dI}{dK} \right|_{\dot{I}=0} = \frac{pQ' - BS''}{(r+a)C''} < 0. \quad (47b)$$

Notice that in the Moderately Attractive Clean Input Scenario it holds that  $pG' = B$  for  $K = \hat{K}$ , and this implies  $pQ' = BS'$ . Since  $C' > 0$  and  $C'' > 0$ , as assumed in (10), we obtain from (46b) that the  $\dot{I} = 0$  isocline leaves the first quadrant (region  $K \geq 0$  and  $I \geq 0$ ) for some  $K < \hat{K}$ .

Finally, when the capital stock is so large that it is not optimal to use the total production capacity, i.e., in the region  $K > \bar{K}$  in the Unattractive Clean Input Scenario [1], in the region  $K > \hat{K}$  in the Moderately Attractive Clean Input Scenario [2], and in the region  $K > \tilde{K}$  in the Attractive Clean Input Scenario [3], then (46c) holds and, due to (10), we can conclude that  $\dot{I} > 0$  in this case.

Let us now consider a steady state  $(K^*, I^*)$ , which is defined by

$$I^* = aK^*, \quad pQ'(K^*) = (r+a)C'(I^*) + v_1S'(K^*) \quad (48)$$

if  $K^* < \bar{K}$ ; see case (a) below.

The second equation in (48) says that in equilibrium marginal revenue equals marginal investment costs plus marginal input costs.

The determinant of the Jacobian of the dynamical system (41) and (46a) evaluated at the equilibrium can easily be computed:

$$\det J = \frac{1}{C^*} [-a(r+a)C^* + pQ^* - v_1S^*] < 0. \quad (49)$$

This means that:

**Proposition 2:**

If  $K^* < \bar{K}$  then the equilibrium is a saddle point.

On the other hand, for  $\bar{K} < K < \hat{K}$  in the Moderately Attractive Clean Input Scenario and for  $\bar{K} < K < \tilde{K}$  in the Attractive Clean Input Scenario, the steady state is defined by

$$I^* = aK^*, \quad pQ'(K^*) = (r+a)C'(I^*) + BS'(K^*); \quad (50)$$

see case (c) below.

Here, opposite to the case  $K^* < \bar{K}$ , additional expenses on input (more expensive input A) are necessary to keep pollution equal to the standard level when capital stock increases marginally. Consequently, marginal expenses are  $BS'(K^*)$  which are higher than marginal input expenses  $v_1S'(K^*)$  in the unregulated case. This results in a smaller equilibrium compared to the unregulated case.

Now, the dynamical system consists of (41) and (46b), implying that the determinant of the Jacobian, evaluated at the steady state, equals

$$\det J = \frac{1}{C^*} [-a(r+a)C^* + pQ^* - BS^*] < 0. \quad (51)$$

This yields:

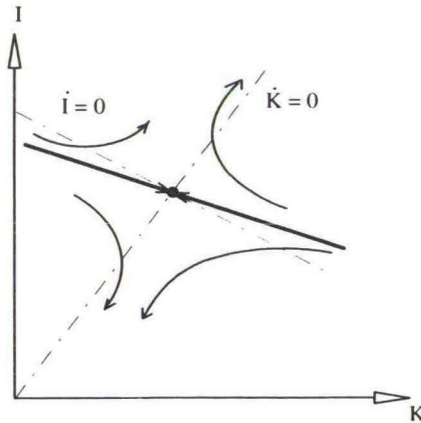
**Proposition 3:**

If  $\bar{K} < K^* < \hat{K}$  in the Moderately Attractive Clean Input Scenario or  $\bar{K} < K^* < \tilde{K}$  in the Attractive Clean Input Scenario, then the equilibrium  $(K^*, I^*)$  is a saddle point.

We note that for  $K > \bar{K}$  in the Unattractive Clean Input Scenario 1, for  $K > \hat{K}$  in the Moderately Attractive Clean Input Scenario, or for  $K > \tilde{K}$  in the Attractive Clean Input Scenario no equilibrium is possible, since the  $\dot{I} = 0$  isocline does not exist ( $\dot{I}$  is always positive).

### 5.3. Optimal firm behavior without environmental regulation

Before we proceed with the phase plane analysis, let us first derive the solution in the case of no regulation, so that we have a benchmark case. Then, there is no incentive for using the expensive clean input or leaving capacity unused. This leads to a phase plane where the  $\dot{I} = 0$  isocline and the  $\dot{K} = 0$  isocline can be obtained from (46a) and (41) respectively (see Figure 12).



**Figure 12:** The benchmark case of no environmental regulation.

The steady state is presented in (48) and, due to (49), we know that it is a saddle point. After solving the differential equation (44) (with  $F(K) = S(K)$ ,  $A(K) = 0$  and  $q(K) = Q(K)$ ), substituting (43) into this relation and using (48) as a fixed point, we derive the following condition which holds for each  $t$ :

$$\int_t^{\infty} e^{-(r+a)(s-t)} \{pQ'(K(s)) - v_1S'(K(s))\} ds - C'(I(t)) = 0, \quad (52)$$

where the left-hand side is the net present value of marginal investment. For an interpretation consider the acquisition of an extra unit of capital at time  $t$ . The firm incurs an extra expense at time  $t$  in amount of  $C'$ . On the other hand, the marginal unit of capital generates - as of time  $t$  - a stream of cash flow. This cash flow stream, that is corrected for depreciation and discounting, equals revenue from selling products made with the extra capital stock minus input spendings that are needed for this extra production. Condition (52) then states that the net present value of marginal investment equals zero. Hence, the fundamental economic principle of balancing marginal revenue with marginal expenses applies.

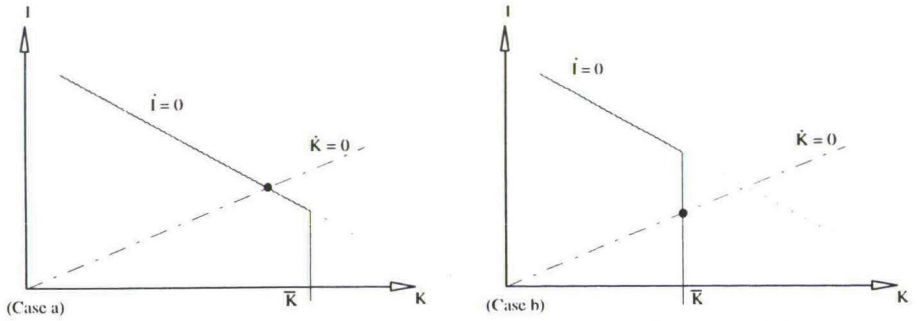
#### 5.4. Qualitative analysis of the solution in the phase plane

From Subsection 5.2 we know that the  $\dot{I} = 0$  isocline is always decreasing. It is clear from Lemma 4, (46a), and (46b) that the  $\dot{I} = 0$  isocline suffers a downward jump at  $K = \bar{K}$ . In the Attractive Clean Input Scenario the  $\dot{I} = 0$  isocline is vertically shaped at  $K = \tilde{K}$ , since, by (46c), it always holds that  $\dot{I} > 0$  for  $K > \tilde{K}$ . Therefore the Attractive Clean Input Scenario leads to four possibilities concerning the intersection of the two isoclines:

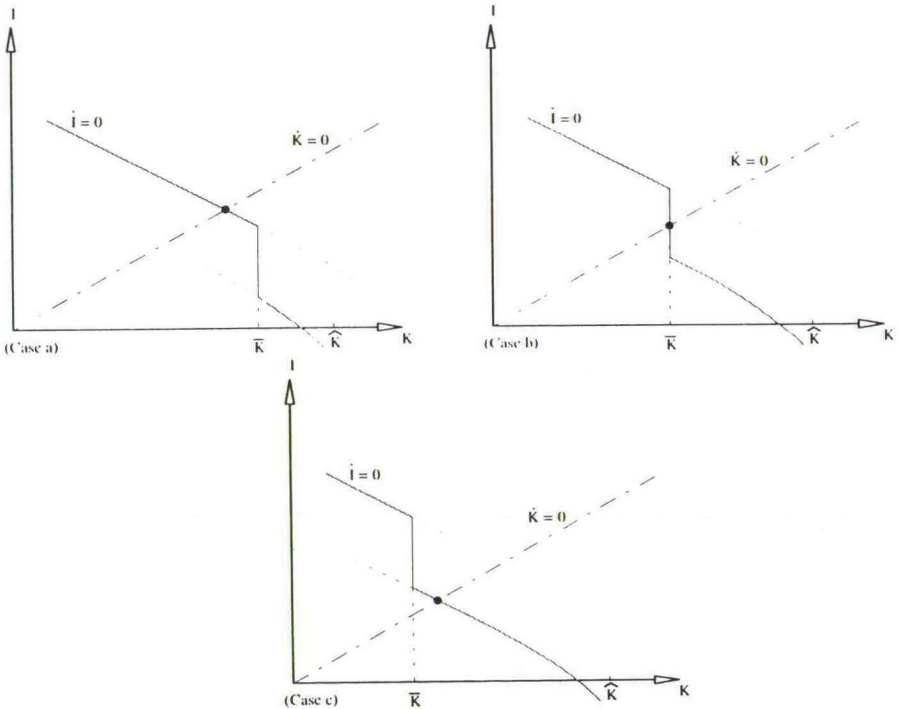
- intersection for  $K < \bar{K}$ , i.e. where constraint (9) is not binding
- intersection for  $K = \bar{K}$ , i.e. at the first discontinuity of the  $\dot{I} = 0$  isocline
- intersection for  $\bar{K} < K < \hat{K}$  or  $\bar{K} < K < \tilde{K}$ , i.e. where constraint (9) is binding
- intersection for  $K = \tilde{K}$

In the other scenarios less cases can occur; see Figures 13, 14, and 15:

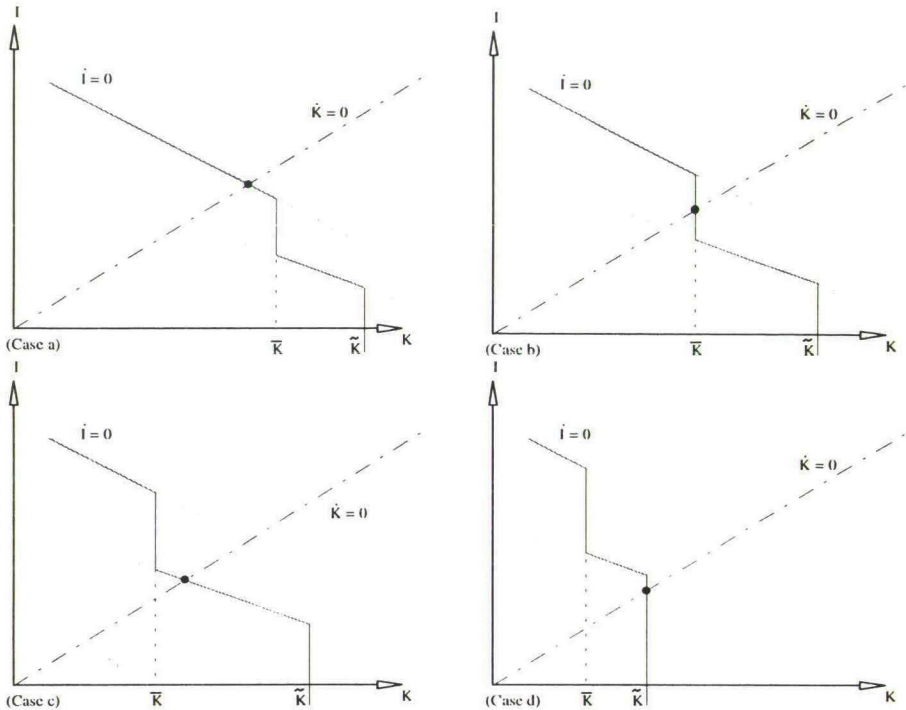




**Figure 13:** The two cases in the Unattractive Clean Input Scenario [1]. For  $K > \bar{K}$  the  $\dot{i} = 0$  isocline does not exist since here always  $\dot{i} > 0$ .



**Figure 14:** The three cases in the Moderately Attractive Clean Input Scenario [2]



**Figure 15:** The four cases in the Attractive Clean Input Scenario [3]

The possible phase diagrams in the Attractive Clean Input Scenario are illustrated in Figure 15. Cases (a) and (c) refer to ordinary saddle points while the equilibria in cases (b) and (d) are approached within finite time; see, e.g. Feichtinger and Hartl (1986, pp. 397-402).

Since (13) and (14) imply that the discontinuities in the  $\dot{I} = 0$  isocline move to the left as  $Z$  decreases, the emission limit is mild in case (a) and becomes more and more tighter in cases (b), (c), and (d), respectively. Therefore, in what follows the cases (a), (b), (c), and (d) will be denoted by *Mild Emission Limit Case*, *Intermediate Emission Limit Case*, *Tight Emission Limit Case* and *Very Tight Emission Limit Case*, respectively.

We only elaborate on the corresponding diagrams for the Attractive Clean Input Scenario. The diagrams for Scenarios 1 and 2 are very similar except that cases (c) and (d) are missing in Scenario 1 and case (d) is missing in Scenario [2]. The reason for the latter is that in the Moderately Attractive Clean Input Scenario [2] it holds that apart from the first discontinuity of the  $\dot{I} = 0$  isocline at  $K = \bar{K}$ , this isocline remains continuous. This is in contrast with the Attractive Clean Input Scenario [3], because for this scenario a second discontinuity occurs for  $K = \tilde{K}$ , and case d represents that case where intersection takes place exactly at this discontinuity.

It is convenient to treat the four cases of the Attractive Clean Input Scenario separately:

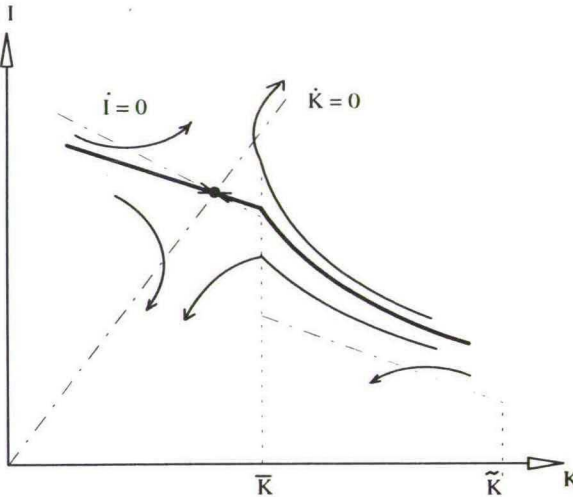
**5.4.1 Mild Emission Limit Case (a): equilibrium for  $K < \bar{K}$ :**

By (46a), this case is characterized by

$$(r + a)C'(a\bar{K}) + v_1S'(\bar{K}) > pQ'(\bar{K}) \tag{53}$$

Clearly, since  $C'$  and  $S'$  are increasing and  $Q'$  is decreasing, this case corresponds to the situation of mild emission limits (i.e. large  $Z$ ) for fixed parameters  $r$ ,  $a$ ,  $p$ , and  $v_1$ . Note that, by (13), there is a monotonically increasing relation between  $\bar{K}$  and  $Z$ .

Because the sum of marginal investment costs and marginal input costs exceeds marginal revenue for  $K = \bar{K}$  it makes economic sense that the equilibrium occurs for  $K$  below  $\bar{K}$ . In this case constraint (9) is not binding in the equilibrium which is a saddle point. The long run behavior is identical to the unregulated case (cf. Subsection 5.3). Only for initial capital stocks larger than  $\bar{K}$  an initial time interval exists where using the clean input  $A$ , and, in case  $K_0 > \tilde{K}$ , leaving some capacity unused is necessary to satisfy the pollution constraint. On this interval, the investment rate is smaller than in the unregulated case. This situation is sketched in Figure 16a.



**Figure 16a:** Mild Emission Limit Case (a) under the Attractive Clean Input Scenario with a saddle point for  $K < \bar{K}$

Suppose that the firm starts out with a capital stock larger than  $\tilde{K}$  and that this level is reached at  $t_1$ . Suppose also that the level  $\bar{K}$  is reached at time  $t_2 > t_1$ . Then the negative effect on the investment rate of leaving capacity unused on the interval  $[0, t_1]$  and of using the expensive input  $A$  during the interval  $[0, t_2]$  can be visualized by noting that for  $t < t_1$  the investment level satisfies the following equation:

$$\int_t^{\infty} e^{-(r+a)(s-t)} \{pQ'(K(s)) - v_1 S'(K(s))\} ds - \int_{t_1}^{t_2} e^{-(r+a)(s-t)} (B - v_1) S'(K(s)) ds - \int_t^{t_1} e^{-(r+a)(s-t)} \{pQ'(K(s)) - v_1 S'(K(s))\} ds - C'(I(t)) = 0 \quad (54)$$

This expression is derived from (43), (44) and (48), and says that the net present value of marginal investment (NPVMI) equals zero. With other words, like with (52) in the unregulated case, the additional investment expenditure  $C'(I)$ , which is necessary to acquire an additional unit of capital stock, balances the future cash flow generated by this unit. This cash flow, that is corrected for depreciation and discounting, equals revenue from selling products made with the extra capital stock

minus spendings on the variable input  $A$  and  $F$  that are used in the production process together with the extra capital stock. For  $K \leq \bar{K}$ , thus during the interval  $[t_2, \infty)$ , the firm uses the cheap input  $F$  and therefore marginal input spendings equal  $v_1 S'$  [first term of (54)]. On the interval  $[t_1, t_2)$  the firm must increase the use of the expensive input  $A$  and decrease  $F$  to satisfy the emission constraint, when the firm wants to produce with full capacity and it acquires extra capital stock. This causes some extra expenses which occur in the second term of (54). During  $[t, t_1)$ , the firm does not produce with full capacity, implying that the extra capital stock does not cause extra revenue and input expenses. This leads to the third term in equation (54).

To summarize: the second and third term reflect the negative effects that input substitution and unused capacity have on the NPVMI, respectively, and thus on the firm's investment rate.

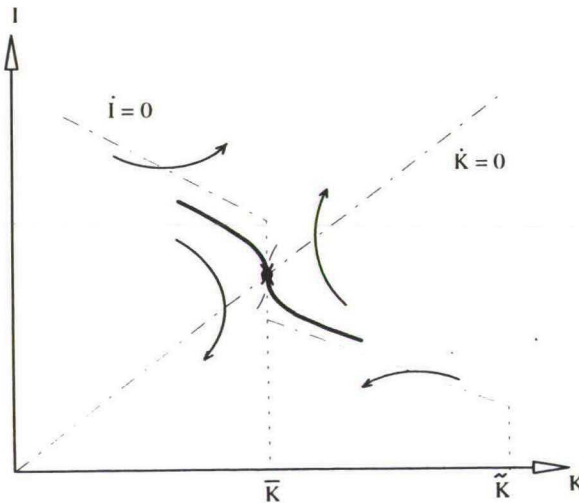
#### 5.4.2 Intermediate Emission Limit Case (b): equilibrium for $K = \bar{K}$

By (46ab), this intermediate case is characterized by

$$(r+a)C'(a\bar{K}) + v_1 S'(\bar{K}) \leq pQ'(\bar{K}) \leq (r+a)C'(a\bar{K}) + BS'(\bar{K}) \quad (55)$$

which is the case of intermediate values of  $Z$ .

From the first inequality of (55) we infer that marginal revenue exceeds marginal investment costs plus marginal input costs of the cheap input; so it would be optimal to grow further if no input substitution were necessary. But when the firm grows beyond  $\bar{K}$ , then input substitution is needed (the expensive input has to be used) to meet the standard. Hence, marginal costs increase with the extra input costs and the second inequality of (55) says that total marginal costs exceed marginal revenue. This means that it is optimal for the firm to keep the level of capital stock equal to  $\bar{K}$ ; see also Figure 16b.



**Figure 16b:** Intermediate Emission Limit Case (b) under the Attractive Clean Input Scenario with an equilibrium for  $K = \bar{K}$  which is reached in finite time.

In general, investment and capital stock are smaller than in the unregulated case. Mathematically, the equilibrium cannot be called a saddle point, since the r.h.s. of the differential equation for  $I$  is discontinuous there, see (46a) and (46b). This yields:

$$i \in \left[ \frac{1}{C''(I)} [(r+a)C'(I) - pQ'(\bar{K}) + v_1 S'(\bar{K})], \frac{1}{C''(I)} [(r+a)C'(I) - pQ'(K) + BS'(\bar{K})] \right] \quad (56)$$

for  $K = \bar{K}$ ; see also the corresponding differential inclusion (45b) for  $\lambda$  in the Appendix.

It can be verified that following (46a) or (46b) for  $K < \bar{K}$  or  $K > \bar{K}$  and then, when the point  $K = \bar{K}$  and  $I = a\bar{K}$  is reached, remaining there, is in accordance with the state equation (41) and with (56).

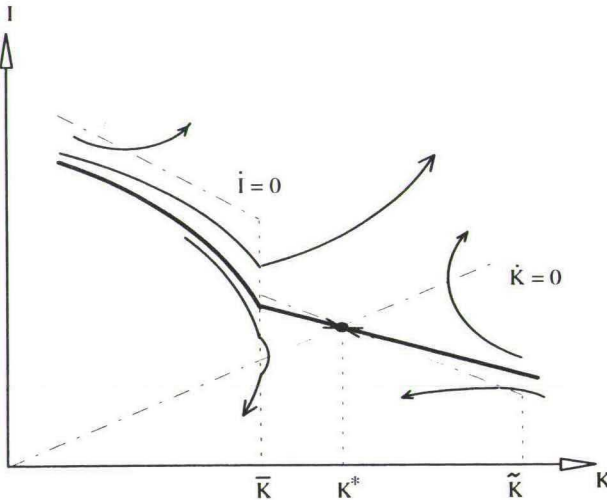
**5.4.3 Tight Emission Limit Case (c): equilibrium for  $\bar{K} < K < \tilde{K}$**

By (46b), this case is characterized by

$$(r+a)C'(a\bar{K}) + BS'(\bar{K}) < pQ'(\bar{K}) \quad \text{and} \quad (r+a)C'(a\tilde{K}) + BS'(\tilde{K}) > pQ'(\tilde{K}) \quad (57)$$

which is the case of tight emission limits (i.e. small  $Z$ ). However,  $Z$  is not that small that it is necessary for the firm to use only the expensive input  $A$  after it has reached the equilibrium.

For  $K = \bar{K}$ , marginal revenue exceeds marginal costs, so that it is actually optimal to grow beyond  $\bar{K}$ . The reverse is true for  $K = \tilde{K}$  so that it makes sense that the long run equilibrium lies below  $\tilde{K}$ . In this case constraint (9) is binding in the equilibrium which is a saddle point; see Figure 16c.



**Figure 16c:** Tight Emission Limit Case (c) under the Attractive Clean Input Scenario with a saddle point for  $\bar{K} < K < \tilde{K}$ .

Even when the constraint is not yet binding, investment is smaller than in the unregulated case. This is confirmed by the fact that also here the investment rate is determined such that the NPVMI equals zero. In case  $K(0) \leq \bar{K}$  and  $t \leq t_2$  this leads to

$$\int_t^\infty e^{-(r+a)(s-t)} \{pQ'(K(s)) - v_1 S'(K(s))\} ds - \int_{t_2}^\infty e^{-(r+a)(s-t)} (B - v_1) S'(K(s)) ds - C'(I(t)) = 0 \quad (58)$$

where  $t_2$  denotes the point of time at which the pollution limit becomes binding.

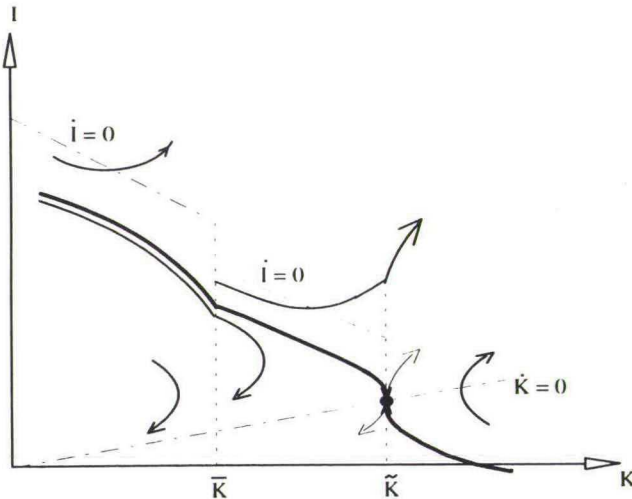
Equation (58) can be interpreted in the same way as (54). We can conclude that when it determines its current investment rate, the firm already takes into account the future substitution of the expensive input A for the cheap input F, even when the pollution constraint is not yet binding. Notice that on this trajectory capacity is fully used everywhere.

**5.4.4 Very Tight Emission Limit Case (d): equilibrium for  $K = \tilde{K}$**

By (46b) this case is characterized by

$$(r + a)C'(a\tilde{K}) + BS'(\tilde{K}) \leq pQ'(\tilde{K}) \tag{59}$$

which is the case of very tight emission limits (i.e. very small  $Z$ ). Inequality (59) implies that marginal revenue exceeds marginal costs, so that it seems to be optimal to grow beyond  $\tilde{K}$ . But the problem is that here the emission limit is that tight that it will always be violated if the firm produces with full capacity while  $K > \tilde{K}$ , even when only the clean input A is used. Therefore, the long run equilibrium equals  $\tilde{K}$ , because it makes no sense to have an equilibrium where it is not allowed to produce with full capacity, which would be the case if  $K^* > \tilde{K}$  with  $K^*$  denoting the equilibrium capital stock.



**Figure 16d:** Very Tight Emission Limit Case (d) under the Attractive Clean Input Scenario with equilibrium for  $K = \tilde{K}$  which is reached in finite time

As in case (b), the equilibrium cannot be called a saddle point, since the r.h.s. of the differential equation for I is discontinuous there, see (46be). This yields:

$$\dot{I} \in \left[ \frac{1}{C''(I)} \left[ (r + a)C'(I) - pQ'(\tilde{K}) + BS'(\tilde{K}) \right], \frac{1}{C''(I)} \left[ (r + a)C'(I) \right] \right] \tag{60}$$

for  $K = \tilde{K}$ .

Again, as in case (b), it can be verified that following (46b) or (46c) for  $\bar{K} < K < \tilde{K}$  or  $K > \tilde{K}$  and then, when the point  $K = \tilde{K}$  and  $I = a\tilde{K}$  is reached, remaining there, is in accordance with the state equation (41) and with (60).

It is interesting to note that for  $K > \bar{K}$  it can be optimal to have a positive investment rate, even if capacity remains unused. This is a consequence of the convex installation costs which makes it cheaper to spread out investment over time. Only for very large values of  $K$  investment is zero or even negative (if disinvestment is permitted).

## 6. Conclusions

In our model, we have obtained the following results:

- <sup>(d)</sup> In all situations, if the capital stock is low, the investment rate should be high and vice versa. This is a result common to many investment models.
- <sup>(d)</sup> If there is no economic incentive for voluntary substitution of the clean input for the dirty input, the firm will not start the input substitution before the emission constraint is hit. This is an argument for the introduction of an emission tax which, in general, affects the firms' behavior for all levels of emission.
- <sup>(d)</sup> If the marginal cash flow per unit of emissions is higher for the dirty input than for the clean input, it can be optimal to leave some production capacity unused rather than to use the expensive clean input in the production process, in order to satisfy the emission constraint.
- <sup>(d)</sup> During the whole planning period the firm's investment level is determined such that marginal investment expenditures balance the future cash flow stream due to this extra unit of investment. This means that the net present value of marginal investment equals zero. From this we could determine the precise effects on the growth of the firm of both, input substitution and leaving some capacity unused; see, e.g., (54). Of course, both effects are negative. It turns out that when the firm determines its current investment rate, it already takes into account future input substitution, even when the pollution constraint is not yet binding.
- <sup>(d)</sup> It is always optimal to approach a long run optimal level of capital. In some cases, this equilibrium is reached within finite time, but usually it will be approached asymptotically.
- <sup>(d)</sup> Consider the situation where equilibrium capital stock is that large that, when producing with full capacity and using only the dirty input, the pollution standard would be violated. Then, in the regulated case, equilibrium capital stock and equilibrium investment rate are lower compared to the unregulated case.
- <sup>(d)</sup> Since convex installation cost suggest to spread out investment over time, it can be optimal to have a positive investment rate, even if capacity remains unused; see Figure 16d.

Clearly, this model is only a first step in modelling and analysing more complicated models of the firm subject to environmental regulations. Possible extensions and generalisations are:

- <sup>(d)</sup> The consideration of an environmental tax rather than constraint. This will be considered in a forthcoming paper.
- <sup>(d)</sup> To study a scenario where the pollution standard becomes tighter over time in order to give the firm some time to adjust to stronger environmental regulation, i.e.,  $Z = Z(t)$  with  $\dot{Z} < 0$ .
- <sup>(d)</sup> To relax the assumption that  $S(K)$  is convex, i.e. that the total variable input need not increase more than proportionally with the capital stock. As in Hartl and Kort (1993), this relaxation can lead to the occurrence of history dependent equilibria.

- ⊗ The assumption that the firm has some market power or even a monopoly. We expect that very similar results will hold, if price is not fixed but follows an inverse demand function  $p = p(Q)$ . All we need to assume in this case is that the revenue  $R(Q) = Qp(Q)$  is a concave function of production  $Q$ , which is not unusual. An even weaker assumption, which would also suffice is that revenue  $p(Q(K))Q(K)$  is a concave function of capital  $K$ .
- ⊗ To determine the role of competition by considering an oligopoly rather than atomistic competition. Modelling this situation will lead to a differential game which will not be easy to solve.
- ⊗ In this paper we studied how input substitution can be used by the firm to respond to environmental regulation. It is important to consider also the other possible reactions to environmental regulation like investing in pollution abatement devices (filters) to clean up, or changing the production process in a more disruptive way than input substitution to reduce emissions.

## References

- CLARKE, F.H., *Optimization and Nonsmooth Analysis*, Wiley-Interscience, New York, 1983.
- FEICHTINGER, G., HARTL, R.F., *Optimale Kontrolle ökonomischer Prozesse: Anwendungen des Maximumprinzips in den Wirtschaftswissenschaften*, deGruyter, Berlin, 1986.
- HARTL, R.F., "A Dynamic Activity Analysis for a Monopolistic Firm," *Optimal Control Applications and Methods*, **9** (1988), 253-272.
- HARTL, R. F., KORT, P. M., "Capital Accumulation of a Firm Facing Environmental Constraints," *Working Paper*, University of Magdeburg / Tilburg University, 1993.
- JORGENSON, D.W., WILCOXEN, P.J., "Environmental Regulation and U.S. Economic Growth," *Rand Journal of Economics*, **21** (1990), 314-340.
- KORT, P.M., "Effects of Pollution Restrictions on Dynamic Investment Policy of a Firm," *Journal of Optimization Theory and Applications*, **83** (1994), 489-509.
- XEPAPADEAS, A.P., "Environmental Policy, Adjustment Costs, and Behaviour of the Firm," *Journal of Environmental Economics and Management*, **23** (1992), 258-275.



## Appendix: Analysis of the adjoint equation at the kinks

First, we note that for  $K < \bar{K}$ , i.e. Case 1, equation (44) always reads

$$\dot{\lambda} = (r+a)\lambda - pQ'(K) + v_1S'(K). \quad (44a)$$

with  $S'(K) = Q'(K)/G'(S(K))$  since  $S(K) = G^{-1}(Q(K))$ .

In the intermediate interval, i.e. for  $\bar{K} < K < \hat{K}$  in the Moderately Attractive Clean Input Scenario and for  $\bar{K} < K < \hat{K}$  in the Attractive Clean Input Scenario (i.e., Subcase 2.2) result (39) from Lemma 3 can be used to write equation (44) as:

$$\dot{\lambda} = (r+a)\lambda - pQ'(K) + BS'(K). \quad (44b)$$

Finally, in the last interval, i.e., for  $K > \bar{K}$  in the Unattractive Clean Input Scenario (i.e., Subcase 2.3), for  $K > \hat{K}$  in the Moderately Attractive Clean Input Scenario (i.e., Subcase 2.1), and for  $K > \hat{K}$  in the Attractive Clean Input Scenario (i.e., Subcase 3.2) equation (44) becomes

$$\dot{\lambda} = (r+a)\lambda. \quad (44c)$$

Now we can specify the intervals occurring in the differential inclusion (45):

In Scenario 1, (45) at  $K = \bar{K}$  becomes:

$$\dot{\lambda} \in [(r+a)\lambda - pQ'(\bar{K}) + v_1S'(\bar{K}), (r+a)\lambda], \quad (45a)$$

where we have used (44a) and (44c) for the l.h.s. and r.h.s. boundary:

It is clear that this interval is non-empty, since  $pQ'(\bar{K}) > v_1S'(\bar{K}^-)$  follows from  $S'(K) = Q'(K)/G'(S(K))$  and  $pG'(\bar{F}) > v_1$ , where the last inequality is implied by (17b).

On the other hand, in the Moderately Attractive Clean Input Scenario and in the Attractive Clean Input Scenario, differential inclusion (45) at  $K = \bar{K}$  becomes:

$$\dot{\lambda} \in [(r+a)\lambda - pQ'(\bar{K}) + v_1S'(\bar{K}), (r+a)\lambda - pQ'(\bar{K}) + B \cdot S'(\bar{K})] \quad (45b)$$

where we have used (44a) and (44b). This interval is non-empty and non-degenerate, because of Lemma 4.

Furthermore, in the Moderately Attractive Clean Input Scenario and in the Attractive Clean Input Scenario, (45) evaluated at  $K = \hat{K}$  or  $K = \bar{K}$  is obtained using (44b) and (44c):

$$\dot{\lambda} \in [(r+a)\lambda - pQ'(\bar{K}) + BS'(\bar{K}), (r+a)\lambda]. \quad (45c)$$

with  $\bar{K}$  replaced by  $\hat{K}$  in the Moderately Attractive Clean Input Scenario. In the Attractive Clean Input Scenario 3 this interval is non-empty and non-degenerate because of  $pG'(\bar{A}) > B$  and  $S'(K) = Q'(K)/G'(S(K))$ .

On the other hand, in the Moderately Attractive Clean Input Scenario equation  $pG' = B$  in (31) implies that  $pQ' = BS'$  at  $K = \hat{K}$  and the interval in (45c) collapses to one point, i.e.,  $\lambda$  satisfies the differential equation (44c) in this point.

**Discussion Paper Series, CentER, Tilburg University, The Netherlands:**

(For previous papers please consult previous discussion papers.)

<b>No.</b>	<b>Author(s)</b>	<b>Title</b>
9447	G. Koop, J. Osiewalski and M.F.J. Steel	Hospital Efficiency Analysis Through Individual Effects: A Bayesian Approach
9448	H. Hamers, J. Suijs, S. Tijs and P. Borm	The Split Core for Sequencing Games
9449	G.-J. Otten, H. Peters, and O. Volij	Two Characterizations of the Uniform Rule for Division Problems with Single-Peaked Preferences
9450	A.L. Bovenberg and S.A. Smulders	Transitional Impacts of Environmental Policy in an Endogenous Growth Model
9451	F. Verboven	International Price Discrimination in the European Car Market: An Econometric Model of Oligopoly Behavior with Product Differentiation
9452	P.J.-J. Herings	A Globally and Universally Stable Price Adjustment Process
9453	D. Diamantaras, R.P. Gilles and S. Scotchmer	A Note on the Decentralization of Pareto Optima in Economies with Public Projects and Nonessential Private Goods
9454	F. de Jong, T. Nijman and A. Röell	Price Effects of Trading and Components of the Bid-ask Spread on the Paris Bourse
9455	F. Vella and M. Verbeek	Two-Step Estimation of Simultaneous Equation Panel Data Models with Censored Endogenous Variables
9456	H.A. Keuzenkamp and M. McAleer	Simplicity, Scientific Inference and Econometric Modelling
9457	K. Chatterjee and B. Dutta	Rubinstein Auctions: On Competition for Bargaining Partners
9458	A. van den Nouweland, B. Peleg and S. Tijs	Axiomatic Characterizations of the Walras Correspondence for Generalized Economies
9459	T. ten Raa and E.N. Wolff	Outsourcing of Services and Productivity Growth in Goods Industries
9460	G.J. Almekinders	A Positive Theory of Central Bank Intervention
9461	J.P. Choi	Standardization and Experimentation: Ex Ante Versus Ex Post Standardization

No.	Author(s)	Title
9462	J.P. Choi	Herd Behavior, the "Penguin Effect", and the Suppression of Informational Diffusion: An Analysis of Informational Externalities and Payoff Interdependency
9463	R.H. Gordon and A.L. Bovenberg	Why is Capital so Immobile Internationally?: Possible Explanations and Implications for Capital Income Taxation
9464	E. van Damme and S. Hurkens	Games with Imperfectly Observable Commitment
9465	W. Güth and E. van Damme	Information, Strategic Behavior and Fairness in Ultimatum Bargaining - An Experimental Study -
9466	S.C.W. Eijffinger and J.J.G. Lemmen	The Catching Up of European Money Markets: The Degree Versus the Speed of Integration
9467	W.B. van den Hout and J.P.C. Blanc	The Power-Series Algorithm for Markovian Queuing Networks
9468	H. Webers	The Location Model with Two Periods of Price Competition
9469	P.W.J. De Bijl	Delegation of Responsibility in Organizations
9470	T. van de Klundert and S. Smulders	North-South Knowledge Spillovers and Competition. Convergence Versus Divergence
9471	A. Mountford	Trade Dynamics and Endogenous Growth - An Overlapping Generations Model
9472	A. Mountford	Growth, History and International Capital Flows
9473	L. Meijdam and M. Verhoeven	Comparative Dynamics in Perfect-Foresight Models
9474	L. Meijdam and M. Verhoeven	Constraints in Perfect-Foresight Models: The Case of Old-Age Savings and Public Pension
9475	Z. Yang	A Simplicial Algorithm for Testing the Integral Property of a Polytope
9476	H. Hamers, P. Borm, R. van de Leensel and S. Tijs	The Chinese Postman and Delivery Games
9477	R.M.W.J. Beetsma	Servicing the Public Debt: Comment
9478	R.M.W.J. Beetsma	Inflation Versus Taxation: Representative Democracy and Party Nominations
9479	J.-J. Herings and D. Talman	Intersection Theorems with a Continuum of Intersection Points
9480	K. Aardal	Capacitated Facility Location: Separation Algorithms and Computational Experience

No.	Author(s)	Title
9481	G.W.P. Charlier	A Smoothed Maximum Score Estimator for the Binary Choice Panel Data Model with Individual Fixed Effects and Application to Labour Force Participation
9482	J. Bouckaert and H. Degryse	Phonebanking
9483	B. Allen, R. Deneckere, T. Faith and D. Kovenock	Capacity Precommitment as a Barrier to Entry: A Bertrand-Edgeworth Approach
9484	J.-J. Herings, G. van der Laan, D. Talman, and R. Venniker	Equilibrium Adjustment of Disequilibrium Prices
9485	V. Bhaskar	Informational Constraints and the Overlapping Generations Model: Folk and Anti-Folk Theorems
9486	K. Aardal, M. Labbé, J. Leung, and M. Queyranne	On the Two-level Uncapacitated Facility Location Problem
9487	W.B. van den Hout and J.P.C. Blanc	The Power-Series Algorithm for a Wide Class of Markov Processes
9488	F.C. Drost, C.A.J. Klaassen and B.J.M. Werker	Adaptive Estimation in Time-Series Models
9489	Z. Yang	A Simplicial Algorithm for Testing the Integral Property of Polytopes: A Revision
9490	H. Huizinga	Real Exchange Rate Misalignment and Redistribution
9491	A. Blume, D.V. DeJong, Y.-G. Kim, and G.B. Sprinkle	Evolution of the Meaning of Messages in Sender-Receiver Games: An Experiment
9492	R.-A. Dana, C. Le Van, and F. Magnien	General Equilibrium in Asset Markets with or without Short-Selling
9493	S. Eijffinger, M. van Rooij, and E. Schaling	Central Bank Independence: A Paneldata Approach
9494	S. Eijffinger and M. van Keulen	Central Bank Independence in Another Eleven Countries
9495	H. Huizinga	The Incidence of Interest Withholding Taxes: Evidence from the LDC Loan Market
9496	V. Feltkamp, S. Tijs and S. Muto	Minimum Cost Spanning Extension Problems: The Proportional Rule and the Decentralized Rule
9497	J.P.J.F. Scheepens	Financial Intermediation, Bank Failure and Official Assistance

No.	Author(s)	Title
9498	A.L. Bovenberg and R.A. de Mooij	Environmental Tax Reform and Endogenous Growth
9499	J. Ashayeri, R. Heuts, A. Jansen and B. Szczerba	Inventory Management of Repairable Service Parts for Personal Computers: A Case Study
94100	A. Cukierman and S. Webb	Political Influence on the Central Bank - International Evidence
94101	G.J. Almekinders and S.C.W. Eijffinger	The Ineffectiveness of Central Bank Intervention
94102	R. Aalbers	Extinction of the Human Race: Doom-Mongering or Reality?
94103	H. Bester and W. Güth	Is Altruism Evolutionarily Stable?
94104	H. Huizinga	Migration and Income Transfers in the Presence of Labor Quality Externalities
94105	F.C. Drost, T.E. Nijman, and B.J.M. Werker	Estimation and Testing in Models Containing both Jumps and Conditional Heteroskedasticity
94106	V. Feltkamp, S. Tijs, and S. Muto	On the Irreducible Core and the Equal Remaining Obligations Rule of Minimum Cost Spanning Extension Problems
94107	D. Diamantaras, R.P. Gilles and P.H.M. Ruys	Efficiency and Separability in Economies with a Trade Center
94108	R. Ray	The Reform and Design of Commodity Taxes in the Presence of Tax Evasion with Illustrative Evidence from India
94109	F.H. Page	Optimal Auction Design with Risk Aversion and Correlated Information
94110	F. de Roon and C. Veld	An Empirical Investigation of the Factors that Determine the Pricing of Dutch Index Warrants
94111	P.J.-J. Herings	A Globally and Universally Stable Quantity Adjustment Process for an Exchange Economy with Price Rigidities
94112	V. Bhaskar	Noisy Communication and the Fast Evolution of Cooperation
94113	R.C. Douven and J.E.J. Plasmans	S.L.I.M. - A Small Linear Interdependent Model of Eight EU-Member States, the USA and Japan
94114	B. Bettonvil and J.P.C. Kleijnen	Identifying the Important Factors in Simulation Models with Many Factors
94115	H. Uhlig and N. Yanagawa	Increasing the Capital Income Tax Leads to Faster Growth
9501	B. van Aarle, A.L. Bovenberg and M. Raith	Monetary and Fiscal Policy Interaction and Government Debt Stabilization

No.	Author(s)	Title
9502	B. van Aarle and N. Budina	Currency Substitution in Eastern Europe
9503	Z. Yang	A Constructive Proof of a Unimodular Transformation Theorem for Simplices
9504	J.P.C. Kleijnen	Sensitivity Analysis and Optimization of System Dynamics Models: Regression Analysis and Statistical Design of Experiments
9505	S. Eijffinger and E. Schaling	The Ultimate Determinants of Central Bank Independence
9506	J. Ashayeri, A. Teelen and W. Selen	A Production and Maintenance Planning Model for the Process Industry
9507	J. Ashayeri, A. Teelen and W. Selen	Computer Integrated Manufacturing in the Chemical Industry: Theory & Practice
9508	A. Mountford	Can a Brain Drain be Good for Growth?
9509	F. de Roon and C. Veld	Announcement Effects of Convertible Bond Loans Versus Warrant-Bond Loans: An Empirical Analysis for the Dutch Market
9510	P.H. Franses and M. McAleer	Testing Nested and Non-Nested Periodically Integrated Autoregressive Models
9511	R.M.W.J. Beetsma	The Political Economy of a Changing Population
9512	V. Kriman and R.Y. Rubinstein	Polynomial Time Algorithms for Estimation of Rare Events in Queuing Models
9513	J.P.C. Kleijnen, W.J.H. van Groenendaal and R.Y. Rubinstein	Optimization and Sensitivity Analysis of Computer Simulation Models by the Score Function Method
9514	R.D. van der Mei	Polling Systems with Markovian Server Routing
9515	M. Das	Extensions of the Ordered Response Model Applied to Consumer Valuation of New Products
9516	P.W.J. De Bijl	Entry Deterrence and Signaling in Markets for Search Goods
9517	G. Koop, J. Osiewalski and M.F.J. Steel	The Components of Output Growth: A Cross-Country Analysis
9518	J. Suijs, H. Hamers and S. Tijs	On Consistency of Reward Allocation Rules in Sequencing Situations
9519	R.F. Hartl and P.M. Kort	Optimal Input Substitution of a Firm Facing an Environmental Constraint

P.O. BOX 00152 5000 LE TILBURG THE NETHERLANDS

**Bibliotheek K. U. Brabant**



17 000 01358673 1

---