

# Resistance from Within: Coalition Oversight and Blame Avoidance in Greece

Eitan Tzelgov\*

## Abstract

This article examines the behavior of Greek political parties before, as well as during, the recent austerity period. Drawing on coalition oversight and blame avoidance literature, it argues that the unpopularity of austerity governments leads to extreme levels of dissent within the coalition. I operationalize this ‘intra-coalition opposition’ behavior using parliamentary questions, a legislative institution that has not been studied in the context of coalition politics. The analysis demonstrates that junior members in unpopular austerity governments increase their use of parliamentary questions to a degree that matches or even exceeds the formal opposition. However, intra-coalition dissent is conditional on the type of unpopular government policies, and on the ideology of coalition members. Specifically, using a new method of text-analysis, I show that while the socialist PASOK uses its parliamentary questions to avoid or minimize the blame associated with austerity policies, the conservative New Democracy does not, because left leaning parties are electorally vulnerable to austerity measures. The results have implications for studying dissent in coalition politics in general, and the politics of austerity in particular.

---

\*Post-Doctoral Research Fellow *Varieties of Democracy Institute*, University Of Gothenburg. This work was supported by the National Science Foundation under Grant nos. SES-1024190, SES-0924260, BCS-0714688 and OCI-0821527. I thank Burt Monroe, Sona Golder, and the participants of the Quality of Government 2013 Annual Meeting for their comments. I also thank Periklis Papadopoulos for his excellent research assistance. Finally, I thank the anonymous reviews and the editors.

*“For government, there is no equivalent to the legal right of silence.”* (Norton 1993, 332)

## **Introduction**

The Greek political system has gone through turmoil since 2009. As the scope of the economic crisis and the severity of the subsequent austerity measures unfolded, the party system began to go through massive changes. The Socialist Party, one of the two major players in Greek politics, was nearly decimated in the 2012 election, and Syriza, an anti-austerity party, challenged the political establishment. Shaky government coalitions became a necessity as ruling parties struggled to implement painful economic policies. However, these events are not part of an isolated ‘Greek tragedy.’ For example, in 2011 a coalition government was formed in Portugal. This coalition of Social Democrats and Conservatives enacted severe, unpopular austerity measures, which led to a rift between the coalition partners. The crisis culminated with the resignation of the leader of a junior coalition member. The background to the resignation was the opposition of factions within the party to austerity, and evidence of the erosion of public support for these policies. In Ireland, another austerity-laden country, the center-right Fine Gael and the left-leaning Labour formed a coalition in March 2011. Over the following two years, characterized by aggressive austerity policies, seven key figures in the Labour party resigned due to their disagreement with the government’s economic policies. In 2014, amid growing concerns over the party’s numbers at the polls and Labour’s poor electoral performance, the leader of the party resigned.

As these cases illustrate, the implementation of severe, unpopular austerity policies has

had a profound impact on party politics. This article focuses on the Greek case. During the period of austerity, members of Greek governments attempted to thread the needle of holding on to power while bracing for the electoral consequences of their participation in government. In light of these events, the article asks two general questions. First, how does the politics of severe austerity affect the behavior of legislative parties? Second, what can be learned from these dynamics about legislative politics in general? In order to answer these questions, the paper draws on blame avoidance (Weaver, 1986; Pierson, 1996; Giger and Nelson, 2011; Schumacher, Vis and van Kersbergen, 2013), and coalition oversight literature (Carrol and Cox, 2012; Indridason and Kristinsson, 2013; Lipsmeyer and Pierce, 2011; Martin and Vanberg, 2004; Thies, 2001). Governments and legislative environments provide members of coalition governments with an array of mechanisms with which they can monitor their coalition partners, overcome tensions within the coalition (Martin and Vanberg, 2005), or communicate intra-coalition disagreements to voters (Martin and Vanberg, 2008). Communicating intra-coalition tensions may be especially important in unpopular austerity governments, as parties try to minimize the political blame associated with the painful policies the government is pushing forward. Thus, the fundamental questions of this article are: Do parties who are members of these governments increase their use of these mechanisms? And, if so, what motivates the use of these institutions?

Focusing on *parliamentary questions* (PQs), an institution that thus far received little attention in the context of coalition politics, the analysis provides a positive answer to the first question. Junior parties in coalitions overseeing unpopular austerity measures increase their use of these measures, to an unparalleled degree. With regard to the second question, the results echo recent literature arguing that political ideology and electoral bases condition blame avoidance behavior (Giger and Nelson, 2011; Jensen and Mortensen, 2014). Specifically, the results indicate that while serving in government as junior members, PA-

SOK - the Panhellenic Socialist Movement, uses its parliamentary questions to minimize or avoid the blame associated with austerity, while the conservative New Democracy (ND) does not. Thus, the article sheds light on new venues of oppositional behavior within government coalitions, but also highlights the importance of left-right ideology in conditioning this behavior.

The analysis is based on a new dataset comprised of all the *oral* parliamentary questions and interpellations in the Greek parliament during the 2007-2012 period. The data cover a period that can be characterized as ‘business as usual’ (pre 2010), as well as the austerity measures’ period. These measures were implemented by both right and left leaning parties, as well as government coalitions.<sup>1</sup> The focus in the first part of the analysis is on the frequency of using PQs by legislative parties, conditional on their status as opposition/government members. The results of this section demonstrate that while serving as junior coalition partners in austerity governments, parties’ usage of PQs rivals their usage of this institution while in opposition. Put differently, while parties serve as junior members in unpopular austerity coalitions,<sup>2</sup> they behave ‘as if’ they were in the opposition.

The second part of the analysis utilizes a new method of quantitative text analysis in order to explore the topics of parliamentary questions. This method offers an answer as to the reason behind the rise in PQs usage for junior members of austerity coalitions. The analysis of topics’ distribution across PQs and parties demonstrates that while serving as a junior coalition member, the socialist PASOK chooses to highlight problematic aspects of austerity policies in order to avoid blame, while the conservative ND party (while serving

---

<sup>1</sup> Specifically, approximately two years after leading the socialist PASOK to victory in the 2009 election and forming a one-party government, PM Papandreou resigned in the wake of the economic crisis, and a grand coalition between the Socialists and the Conservatives was formed (led by a non-partisan PM). After the election in June 2012, the Conservatives formed a grand-coalition government with the Socialists.

<sup>2</sup> I use the expressions ‘austerity coalitions’ or ‘austerity governments’ interchangeably, to denote coalition governments whose policy agenda includes significant cuts. In the Greek case, all governments after the 2010 memorandum fall under this category.

as a junior member of a different austerity coalition), does not. This finding is in line with recent research by Giger and Nelson (2011) and Jensen and Mortensen (2014), which argues that left-wing parties are more sensitive to the possible electoral cost of implementing entrenchment policies.<sup>3</sup>

This article makes a number of contributions. First, it adds a new facet to the coalition-monitoring literature by analyzing the use coalition members make of parliamentary questions, an institution that has not been studied systematically in the context of coalition politics. Second, it highlights oppositional behavior of coalition members in austerity governments. Austerity governments exemplify the dilemma faced by every coalition party. On the one hand, parties would prefer the coalition to survive, but electoral considerations also dictate a degree of differentiation and distancing among the parties, especially in unpopular coalitions. In unpopular austerity coalitions this need for differentiation is extreme and is manifested by oppositional behavior. This ‘intra-coalition opposition’ behavior is an understudied aspect of coalition politics, which should be further explored in future research. Third, the analysis demonstrates the importance of context (specifically, government policies and parties’ ideology) in explaining the levels and type of coalition dissent. Finally, along with recent research focusing on legislative speeches (Vasilopoulou et al., 2014), the article seeks to add to our understanding of the important changes undergoing the Greek party system as a result of the economic crisis, by systematically analyzing legislative rhetoric.

---

<sup>3</sup> Recent empirical work on the ideological placement of Greek parties finds that PASOK is to the left of ND on economic issues. See (Baker, de Vries, Edwards, Hooghe, Jolly, Marks, Polk, Rovny, Steenbergen and Vachudova, 2012; Gemenis and Triga, 2012, 2013).

# Coalition Oversight and Parliamentary Questions

Coalition governments create a complex set of principal-agent problems. Given the division of labor in modern governments, it is essential that parties allow other actors in the coalition to take the lead on some policy issues, and play a secondary role with regard to these issues. In their seminal work, Laver and Shepsle (1996) offer a theoretical model by which ministers are allowed unlimited latitude with regards to their respective portfolios. However, empirical work has shown that parties use a variety of institutions to monitor and oversee the actions of ministers. These institutions exist both at the level of government, and in the legislative arena. With regard to the former, Müller (2000), Thies (2001), and Lipsmeyer and Pierce (2011) have found that parties use junior ministers to monitor the actions of ministers from partner parties during the tenure of government, while Indridason and Kristinsson (2013) show that coalition agreements provide an important mechanism to contain policy drift.

Shifting our focus to the parliamentary arena, legislative committees play a key role in coalition oversight, as chairmen of strong committees have been shown to ‘shadow’ ministers from rival (coalition partners) parties (Loewenberg and Kim, 2005; Carrol and Cox, 2012). In addition, legislative review procedures (Martin and Vanberg, 2004, 2005), have been identified as oversight mechanisms. These works advanced the coalition oversight literature because they emphasized the ability of coalition parties to use *legislative institutions* in order to either delay the passage of an undesirable bill or amend it at the legislative stage. More generally, they have shown that the dynamics of coalition oversight does not end at the level of government, but extends to the legislature.

The rationale of legislative and government-level oversight institutions is functional. Specifically, they provide problem-solving mechanisms that allow for greater cooperation among coalition parties. Analyzing legislative debates, Martin and Vanberg (2008) assign

a larger role to electoral motivations. Specifically, the authors find that coalition parties use legislative debates to communicate their positions to voters, especially on issues where they disagree with their coalition partners. Here, the rationale is party differentiation within the context of coalition government. This is a fundamental tension in coalitional politics, or, as the authors put it: “one of the most delicate problems of participating in coalition: reconciling the tension between the need to compromise on policy with the need to maintain the party’s public profile with respect to certain policy commitments” (Martin and Vanberg, 2008, 502:503).

While scholars have identified a number of coalition-monitoring mechanisms, parliamentary questions have not been systematically studied in this context.<sup>4</sup> This lack of attention to PQs is surprising, since in terms of their institutional intent, PQs are a legislative tool used to monitor, gain information from, and to a lesser extent, control the actions of the government (Wiberg, 1994; Cole, 1999; Akirav, 2011). Among others, Wiberg (1995, 185) discusses PQs as being used for a number of goals:

1. Gain access to information
2. Gain personal publicity (for the asking member of parliament (MP))
3. Demand explanations
4. Pressure for action
5. Attack ministers
6. Show concern for constituencies
7. Demonstrate the government’s faults

---

<sup>4</sup> For exceptions focusing on Austria, see Gerlich (1973); Müller et al. (2001).

## 8. Rally the troops within an opposition

As can be seen, questions vary in terms of their specific goals, procedures, and style, but the overarching purpose of PQs is that of *signaling*. For the political actor asking the question, these questions offer a unique opportunity of highlighting their preferences, and conveying them to other political actors, including parties and voters. Indeed, recent empirical research of PQs has moved beyond description and classification. Instead, it focuses on the strategic use of PQs by *opposition* parties. For example, Thesen (2013) finds that opposition parties are more likely to raise questions on issues they own when the news is bad (for the government). Similarly, focusing on the Danish parliament, Green-Pedersen (2010) demonstrates that opposition parties raise questions based on issue ownership.

However, there is nothing about PQs suggesting that only members of the opposition should use them. PQs serve two purposes in the case of coalition members. Theoretically, the use of these questions follows the same logic outlined by scholars studying coalition oversight processes, especially when it comes to communicating intra-coalition differences. Most importantly, PQs offer these parties a venue for signaling to future voters how their preferences differ from those of other coalition members. For example, criticizing the actions of the government can serve as a mechanism of distancing coalition members from these actions. Electorally, this can be an important tool, especially when the policies advocated by the government are unpopular. Second, PQs can be used for monitoring purposes, that is, they can be used to demand explanations and additional information can be useful for coalition members. This is because the coalition member asking these questions can be seen as protecting constituents' interests and exposing problematic aspects in the government's policies.

Importantly, the logic underlying the use of PQs by coalition members is based on the



assumption that governments are not cohesive actors, and that the preferences of coalition partners may differ. While the main party in government, which is generally conceived as having the last word in terms of policy making (Duch and Stevenson, 2008), may want to keep problematic issues outside of the parliamentary agenda, the motivations of junior coalition members may be different. These parties can provide the support necessary for the survival of government and enjoy the perks of office, while at the same time use their PQs for electoral and monitoring goals. Put differently, although all parliamentarians can potentially use PQs for these purposes, it is less likely that legislators from the main party in government will use this resource, since it might discredit their party and harm its electoral prospects.<sup>5</sup>

Overall, PQs offer a valuable resource to junior coalition partners. They allow parties who are junior coalition partners to stay in the coalition and enjoy the perks of government, while behaving in a way that can be electorally beneficial. Put differently, these questions offer a means of ‘intra-coalition opposition,’ that is, a way in which members of the coalition can behave as if they are in the opposition. This opportunity is especially important in unpopular governments, since by using PQs, a junior coalition member can highlight its disagreement with the policies pursued by the coalition leader to voters.

## **Intra-Coalition Opposition and Blame Avoidance**

Blame avoidance tactics also stem from electoral considerations. A government aiming to cut social programs faces risks because voters are attached to the services of the welfare

---

<sup>5</sup> In addition, parliamentary questions can be a valuable tool for junior members of the coalition, since their small size prevents them from using other mechanisms such as shadowing ministers from other parties with deputy ministers (Lipsmeyer and Pierce, 2011, 1161).

state (Pierson, 1996; Huber and Stephens, 2001; Pierson, 2001). If indeed these measures are unpopular, parties in austerity coalitions might be expected to use the resources provided by their institutional environment to minimize the electoral costs associated with their membership in government.

The first blame avoidance strategy is simply the formation of a coalition. Coalition governments make it harder for voters to assign responsibility for policies, and thus might reduce the electoral punishment associated with unpopular policies (Anderson, 2000; De Vries, Edwards and Tillman, 2011). According to typologies of blame avoidance mechanisms, coalition formation in the context of austerity is part of a ‘circle the wagons’ (Weaver, 1986, 388) tactic, whereby the responsibility for policies is distributed among a number of political agents.

The second *legislative* blame avoidance strategy is finding a ‘scapegoat’ (Hood, 2002). In this strategy, politicians attempt to delegate the blame for unpopular measures to others, or at least minimize the loss they might incur for being associated with these policies. Again, in the realm of legislative politics, *junior* members of the coalition are able to use this strategy. This is because members of the main party in the austerity government cannot credibly argue that painful austerity measures are not their party’s responsibility. It is more likely that junior members of the coalition would at least try to minimize the blame by shifting the responsibility for painful measures to other members of the coalition.

One important question remains. Are austerity measures always an electoral liability? This is important because if austerity measures are popular, then there is no incentive for members of a coalition to behave in an oppositional manner. Indeed, recent empirical work has questioned the assumption that cutting social policies always leads to voter wrath (Giger and Nelson, 2011; Jensen and Mortensen, 2014), by highlighting the mediating effects of factors such as the partisan composition of the government and its institutional fragmentation.

Partisan composition might play a role because, as opposed to voters of left leaning parties, voters of economically conservative parties are less sensitive to retrenchment policies and might even favor them (Kitschelt, 2001). Institutional fragmentation affects the ability of the public to identify and assign responsibility to relevant policy makers. In addition, globalization and international economic structures may affect the ability of the public to attribute responsibility to national level politicians (Duch and Stevenson, 2008).

Thus, it is necessary to examine two crucial aspects with regards to the Greek case. First, were austerity measures unpopular in Greece? Public opinion data provided by Kosmidis (2013, 14), demonstrate that the socialists lost more support during the 2009-2012 period than the conservatives did. While it is obvious that at least part of this precipitous decline has to do with austerity measures, the fact that the data only cover periods where PASOK was the major party in government (and was thus responsible for austerity), does not allow us to make any inferences regarding New Democracy's voters, and the impact of austerity measures initiated by ND on their voting intentions. However, the data indicate that austerity governments were indeed unpopular. Second, it is important to inspect the degree to which the Greek public was able to identify the relevant political actors, and their relationship to austerity. Greece ranks low in terms of institutional fragmentation, and thus the ability of the public to attribute responsibility to government policies is high. What complicates responsibility attribution is the strict conditions specified by the international Troika in their agreements with Greek governments, essentially tying national-level politicians' hands.<sup>6</sup> However, examination of survey data focusing on attribution of political

---

<sup>6</sup> Specifically, in May 2010 the socialist Greek government agreed to the Memorandum of Economic and Financial Policies, stipulating that in order to receive an amount of €80 billion over three years, Greek governments will tighten their budgets aiming to reduce the deficit below 3% of GDP in 2014, achieve a downward trajectory in the public debt-GDP ratio in 2013, stabilize the financial system, and implement structural reforms. In February 2012 the Greek government (a technocratic government supported by a grand coalition of right and left wing parties, led by former banker Lucas Papademos) signed the Second Economic Adjustment Programme, emphasizing implementation of fiscal consolidation and growth-enhancing structural reforms agreed under the programme and conditioning the continuation of financial assistance on

responsibility reveals that after the parliamentary approval of the bailout plan signed with the Troika, respondents attribute more and more responsibility to their national government at the expense of the European Union (Kosmidis, 2013, 12). Put differently, Greek voters see their national government as responsible for the political situation, even though the latitude given to the government by the EU is limited.

The preceding discussion leads to two testable hypotheses. First, since austerity measures and the governments implementing them are generally unpopular in Greece, and the public's ability to assign responsibility for the measures is high, we might expect all junior members of these coalitions to increase their use of PQs. As mentioned, using these measures signals intra-coalition disagreement to other political actors, especially voters, and allows the parties to enjoy the perks of government while behaving in an oppositional way.<sup>7</sup>

*Hypothesis 1: Parties serving as junior coalition partners in unpopular austerity governments increase their usage of parliamentary questions relative to periods when they lead the government.*

Similarly, we might expect blame avoidance tactics stemming from electoral motivations to affect the behavior of all parties who are junior members of austerity coalitions. If all parties in government expect austerity measures to affect them in a similar fashion at the polls, then we should observe an increase in the use of austerity related PQs by all junior members of governments, regardless of their ideological position. However, given the differences in parties' ideology and support bases, it is possible that conservative parties would

---

the implementation of austerity policies.

<sup>7</sup> In procedural terms, PQs in the Greek parliament are well-suited for studying parties' strategies since a minister cannot refuse to answer a question, nor can he choose the form of the question, nor the time of the answer. In addition, follow-up questions are permitted (both by the asking MP and other MPs) (Wiberg, 1995, 202). These procedures imply that Greek MPs are free (relative to MPs in other parliaments) in their use of PQs.

be less concerned about losing votes due to their membership in austerity governments. If this is the case, we should expect only left-leaning parties to use PQs in order to avoid austerity-related blame.

*Hypothesis 2: Partisan blame avoidance: socialist Parties (PASOK) serving as junior coalition partners during unpopular austerity governments will emphasize economic and social issues in their parliamentary questions, while conservative parties (New Democracy) will not.*

## Data and Methodology

The raw data, consisting of 1,014 daily parliamentary sessions from July 2007 to December 2012, were retrieved from the records of the Greek parliament. The Greek parliament stores its daily discussions (in Greek) using a variety of formats (various types of .PDF and .doc files). Computer scripts were used in order to unify the format of the raw data into .txt format. In the next stage of pre-processing, I used python scripts to scrape all the oral parliamentary questions and interpellations from daily discussions. More specifically, each question in the dataset generally starts with an MP asking the question and the minister providing a preliminary answer, followed by a discussion among a number of MPs. The question ends when the chair of the session moves to a different topic on the agenda. This yielded 2,815 oral PQs, tagged by the partisan affiliation of the MP asking the question. The final stage of data pre-processing consisted of generating a vocabulary of the 10,000 most frequent words in the corpus, and using the vocabulary to generate the  $2,815 \times 10,000$  document-term matrix, which included 8,231,981 words.

# A New Method for Text Analysis: The Factor Analytic Topicky Model

In order to analyze the content of PQs, I first select the words to be analyzed. This stage is necessary, since the entire vocabulary used by legislators is too large to analyze, and thus the analysis should focus on words whose covariation convey meaningful topical information. The Factor Analytic Topicky model (FAT) model (Monroe, Rice and Tzelgov, 2013) feature-selection approach is similar to the generic approaches used in computational linguistics that involve removal of stop words and ranking of words based on criteria such as term frequency-inverse document frequency, or mutual information (Blei, Ng and Jordan, 2003; Grimmer, 2010). Note, however, that the FAT approach is more general, since it does not involve arbitrary selection of words. Based on Quinn, Monroe, Colaresi, Crespin and Ragev (2010), the first stage in this process is to calculate the per word *unexpected variance* as follows. Represent the length of documents (i.e. the sum of words in each PQ) with the  $Q \times 1$  vector  $l$ , with typical element  $l_q$ . Second, denote the number of times a word  $w$  was used in question  $q$  as  $y_{w,q}$ . Then, for each  $w$  in ( $w = 1, \dots, W$ ), calculate the variance of the differences between the number of times it was used in the PQ and the number of times it would have been used in a ‘typical’ PQ of the same length.<sup>8</sup>

$$\tilde{\sigma}_w = \text{var}\left(y_{w,q} - \sum_{q=1}^Q y_{w,q} \times l_q\right) \quad (1)$$

The resulting  $\tilde{\sigma}_w$  vector captures the extent to which words in specific documents are used differently than in the entire corpus. Words with high values of  $\tilde{\sigma}_w$  are those that exhibit high variation across PQs (for example, words that are used frequently in a small number

---

<sup>8</sup> A ‘typical’ PQ is obtained by multiplying the frequency of every word in the entire corpus by the vector  $l$ , resulting in speeches of the same length as PQ  $q$ , but with a word frequency identical to the corpus’ word-frequency.

of documents, but rarely appear in others). Thus, words with high values of  $\tilde{\sigma}_w$  are more informative in terms of their topical content. I then rank the words based on their  $\tilde{\sigma}_w$  values, and choose an adequate number of words to use in the model.<sup>9</sup> In the next stage, a ‘prior’ is added to each question.<sup>10</sup> The prior is formally defined as  $\text{median}(l) \times \sum_{q=1}^Q y_{w,q}$ . The purpose of this procedure is twofold. First, it shrinks the variance of the words’ frequency towards the global mean, thus favoring the null hypothesis of no differences among words. The second, related goal, is to penalize words that appear a very low number of times in the corpus (for example, typos made by the legislative clerk or esoteric expressions MPs use).

In the next stage, I calculate the log-odds ratio for each word  $w$  in PQ  $q$  relative to the log-odds ratio of its use in the entire corpus of questions:

$$\delta_{w,q} = \log\left(\frac{y_{w,q} / \sum_{w=1}^W y_{w,q}}{1 - y_{w,q} / \sum_{w=1}^W y_{w,q}}\right) - \log\left(\frac{\sum_{q=1}^Q y_{w,q} / \sum_{w=1}^W \sum_{q=1}^Q y_{w,q}}{1 - \sum_{q=1}^Q y_{w,q} / \sum_{w=1}^W \sum_{q=1}^Q y_{w,q}}\right) \quad (2)$$

In order to standardize the values of  $\delta_{w,q}$ , I approximate the variance of  $\delta_{w,q}$  using equation 3:

$$\sigma_{w,q} = \frac{1}{y_{w,q}} + \frac{1}{\sum_{q=1}^Q y_{w,q}} \quad (3)$$

Finally, I obtain  $\zeta_{kw}$ , which is the normalized log odds ratio for every word  $w$ , in PQ  $q$ :

$$\zeta_{w,q} = \frac{\delta_{w,q}}{\sqrt{\sigma_{w,q}}} \quad (4)$$

In the final stage, I use factor analysis to model the  $2,786 \times 1281$   $\mathbf{Z}$  matrix, with words

---

<sup>9</sup> While choosing a larger number of words seems desirable, choosing a number of words that is too high relative to the number of questions would make model estimation very slow. I therefore choose the 1,300 words with the highest  $\tilde{\sigma}_w$  values.

<sup>10</sup> Not strictly a prior, since it is driven by the data.

serving as variables, and PQs as observations.<sup>11</sup> The FAT model produces two quantities of interest. First, *factor loadings*, which are correlation coefficients between the topics and the words. Second, as a by-product, the model produces PQ specific *factor scores*. These scores are composite variables which provide information about each PQ’s placement on a specific topic.<sup>12</sup>

In order to illustrate the topic assignment process and the model’s results, Table 1 presents the ten highest loading words, resulting from a model estimating 21 topics.<sup>13</sup> Based on the words that are highly correlated with the topic, topic labels (column titles) are assigned. Inspection of the highest loading words appearing in Table 1 suggests that the FAT model identifies clear, informative and cohesive topics in the PQs. However, in order to guarantee that the PQs match the topics assigned, I thoroughly examine the scores estimated for the PQs, and read a sample of 30 PQs whose scores for a given topic are the highest.<sup>14</sup>

[Table 1 about here]

---

<sup>11</sup> I did not stem the words, but based on a through reading of hundreds of PQs, I am confident that this does not affect the validity of the results. I note that 14 documents are lost in the final process of data preparation. First, moving from a vocabulary of 10,000 words to a 1,300 words leaves empty documents. In addition, I lose 19 words because their correlation with other words in the vocabulary is greater than 0.9.

<sup>12</sup> In terms of topic modeling, PQs offer a unique opportunity to identify ‘topics’ (based on the distribution of words), since the questions are relatively short and well-structured. In addition, examination of PQs FAT scores reveals they tend to be about one clear issue. Specifically, 75% of the questions have a normalized score greater than 1.64, indicating a clear topic assignment, and only four percent are significantly about more than one topic. Put differently, only four percent of questions have significant scores for more than one topic.

<sup>13</sup> Models estimating more topics yield substantively similar results. Out of the 21 estimated topics, three are omitted because they do not provide relevant political information, but rather capture document length or parsing errors. The final one is a residual category.

<sup>14</sup> I also estimated a latent Dirichlet allocation model, which yields similar results. Additional tests and examples of PQs are described in Appendix 1.



## Analysis

Figure 1 presents the monthly behavior of ND and PASOK. Regarding ND, the figure reveals a clear opposition-government contrast in terms of PQs' use. During its time in power (2007-2009), ND's MPs generally refrained from asking questions. This stands in stark contrast to their behavior during PASOK's time in office (2009-2011), in which they tended to ask approximately 0.15-0.2 monthly questions per MP, significantly more than the party's overall average of 0.09. Interestingly, ND continues to exhibit a relatively high average number of PQs during the unity government period (November 2011-May 2012). After forming the second grand coalition with PASOK (June 2012), we see a slight, expected decline in ND's PQs' use. Inspection of PASOK's PQs behavior reveals that during ND's term in power (2007-2009) PASOK—being the largest opposition party—had generally asked more questions than during its time in office (2009-2011). However, during the grand coalition period (June-December 2012), the figure suggests an additional increase in the average number of questions asked by PASOK.

[Figure 1 about here]

I now turn to testing the first hypothesis. Recall that the hypothesis states that while serving as junior partners in unpopular austerity governments, parties are expected to increase their use of PQs. In order to test the hypothesis, I analyzed the behavior of these parties (ND, who joined PASOK in November 2011 and PASOK, who joined ND in June 2012) during their partnerships in austerity coalitions (November 2011-May 2012 and June 2012-December 2012, respectively), to (1) their behavior as opposition parties, and (2) their behavior during their tenure either in one-party governments or as the leaders of a government (which is the baseline category in the statistical model). The dependent variable was

the average monthly number of PQs that parties had asked during the 2007-2012 period. To model the monthly average of parliamentary questions, a count model is used. In addition, since the overall number of PQs for a given party is related to the number of seats the party holds in parliament, I utilize the number of their respective MPs as an offset variable.<sup>15</sup> Finally, since the data are overdispersed, I use a flexible quasi-Poisson model, which, as opposed to Poisson, also estimates the dispersion parameter.<sup>16</sup> The results are presented in Table 2, with results for PASOK in the left column.

[Table 2 about here]

The results of the statistical model show that, as we would expect, opposition parties use PQs much more extensively relative to periods in which they lead the government. This finding applies to both PASOK and ND. However, the important finding is the coefficient of the ‘junior member in coalition’ variable. This coefficient is positive and significant for both PASOK and ND. Substantively, this means that relative to being a government leader, junior coalition members in these governments actually behave in an ‘oppositional’ way, utilizing parliamentary questions to a larger extent.

To provide a better overview of the magnitude of this finding, Figure 2 presents the statistical model’s predicted counts of the parliamentary questions, along with 90% confidence intervals. The top panel presents the results for PASOK, with vertical lines capturing the elections in October 2009 and June 2012. Examination of the results for PASOK provides strong support for the first hypothesis. Based on the model’s results, the figure demonstrates that not only do PASOK MPs ask significantly more parliamentary questions when

---

<sup>15</sup> In practice, this means that the natural logarithm of the number of MPs is used as a predictor, but the parameter estimate of this variable is constrained to 1.

<sup>16</sup> This estimation strategy leads to the same coefficient estimates as the standard Poisson model, but standard errors are adjusted for over-dispersion.

their party is a junior coalition member than when it is leader of government, they actually ask more questions when the party is a junior coalition member than when it is in the opposition. Specifically, when in the opposition, the monthly average number of questions asked by a PASOK MP is 0.11, while when the party is leading the government the expected monthly average of questions is 0.07. These estimates are significantly lower than 0.25, the respective estimate for the period when the party is in the governing coalition as a junior member.<sup>17</sup>

The bottom panel presents the results for ND, with vertical lines capturing the 2009 and 2012 elections, as well as November 2011, when ND joined the PASOK-led government as a junior member. The estimates for ND show that while the PQ count is extremely low when it is leader of the government (0.02), the monthly average of PQs asked as members of coalition or junior members of the government are 0.16 and 0.14, respectively, which are statistically indistinguishable. Thus, while not quite as striking in terms of their magnitude, as a junior coalition member ND behaves ‘as if’ it is in the opposition.

Finally, the 2012 (June-December) coalition included an additional party, the moderate left-wing Democratic Left (DL). Since the party was founded in June 2010 and first participated in the May 2012 election, we cannot compare its performance while serving in the coalition to other periods. However, one way to make an approximate inference about its behavior is to subject it to a difficult test, by comparing its behavior as a junior coalition member to that of all parties while in opposition. The monthly average for DL is 0.57 PQs, while the mean of all parties in opposition during the 2007-2012 period is 0.31 PQs (which is of course much higher than that of governing parties). Thus, also in the case of DL, behavior during membership in the austerity government is characterized by increasing rates of PQs.

---

<sup>17</sup> The confidence intervals for the last period of PASOK are wider than for other periods due to the relatively small sample, with 42 PQs spread over five months.

Specifically, on average, it asks twice as many questions as members of the official opposition.

These results demonstrate that parties who are junior members in unpopular austerity governments behave in an oppositional way. Parliamentary questions serve as a way for these parties to highlight their disagreement with their coalition partners, and in austerity governments, the data demonstrate that PQs are used by junior parties to an extent that rivals their use by members of the opposition.<sup>18</sup>

[Figure 2 about here]

However, while it is clear that junior members increase their PQ use, regardless of their ideology, the second hypothesis focuses on an additional important aspect: how do these parties use their PQs? Do all parties use their PQs to minimize the blame that might be associated with austerity policies, or does economic left-right positions affect blame avoidance behavior?

In order to answer this question, all PQs are classified into topics by the FAT statistical model. A PQ is considered to be about a specific topic if its score for the respective topic is the highest among all the scores assigned to it by the model. Out of the 18 political topics identified by the model as characterizing PQs (see table 1), I focus on two topics that capture MPs' views on austerity measures. The first is most naturally the *welfare* topic. This topic covers the implications of the crisis and of government policies on the job market and on economic welfare. In addition, the *market* topic focuses on an important aspect of austerity measures. PQs that are classified under this topic cover economic aspects such as prices,

---

<sup>18</sup> I also estimated models in which I include an indicator variables accounting for *focal events* in Greece such as the first memorandum agreement in May and June 2010, which was followed by demonstrations and clashes with the police, the clashes between protestors and police in February 2011, and the parliamentary vote on austerity in February 2012. Including this variable does not affect the results.

inflation and competitiveness. Overall, these topics cover the most immediate and visible implications of the economic crisis and government austerity policies, and offer parties the best opportunity for blame avoidance.<sup>19</sup>

To statistically test the *partisan blame avoidance* hypothesis, I aggregate the two topics previously discussed into one *blame avoidance* topic. As suggested by Monroe, Colaresi and Quinn (2008) and Lowe, Benoit, Mikhaylov and Laver (2011), in order to compare across parties, I first calculate the odds of using *blame avoidance* for each party and institutional role. Then, I compute the log of the odds ratio across the two parties, conditional on their institutional role. The results are presented in Figure 3. The figure provides evidence that left-right ideology affects the use of blame avoidance tactics. The difference between parties is large and statistically significant when I compare parties' behavior during periods when they serve as junior members in austerity governments. Specifically, for each *blame avoidance* question asked by an ND member of parliament, the average PASOK member asks 2.5. In contrast, when I compare the behavior during periods of other institutional roles (i.e. as opposition members or as leaders of governments), I find that there is essentially no difference in the log odds of using blame avoidance between the parties, since the point estimates (or the confidence intervals) cross the zero point.<sup>20</sup>

Since various sources of data have consistently placed PASOK to the left of the Conservative ND on economic issues (Baker et al., 2012; Gemenis and Triga, 2012, 2013), the analysis summarized in Figure 3 demonstrates how important the role of economic left-right ideology is in influencing blame avoidance PQ behavior. Serving as junior members of unpopular austerity governments, socialist MPs from PASOK are significantly more likely to bring up

---

<sup>19</sup> See Appendix 2 for examples of PQs classified as belonging to these topics.

<sup>20</sup> To clarify, an example of the relevant comparison here is between New Democracy's behavior during the November 2011-May 2012 period, when it was the junior member of a government headed by PASOK, and the June-December 2012 period, when the roles were reversed.

*blame avoidance* issues in their parliamentary questions than their conservative peers are. However, as members of the opposition or as leaders of governments, there is no difference between the parties.

[Figure 3 about here]

## Conclusion

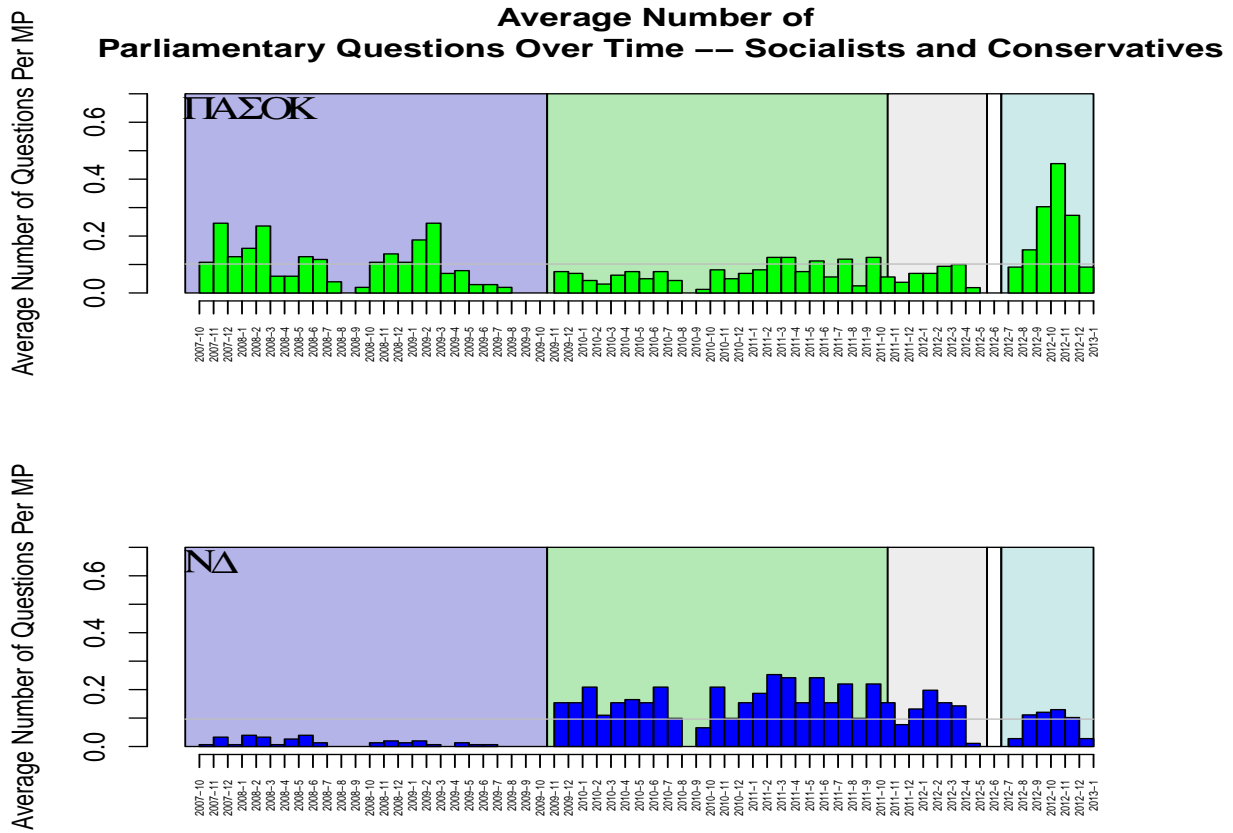
The article makes a number of contributions. First, by studying austerity coalitions as an exemplar of unpopular coalitions, I argue that in general, we should observe oppositional behavior within such governments. The results of the analyzes demonstrate that although thus far almost unnoticed, parliamentary questions are part and parcel of the monitoring mechanisms junior coalition parties use. In particular, I find that in unpopular austerity coalitions, junior coalition parties use these measures to a degree that rivals opposition parties, and at times exceeds them. This finding is important not only because it adds to the coalition-monitoring literature by extending the coalition-monitoring ‘toolbox,’(Thies, 2001; Martin and Vanberg, 2004, 2005, 2008; Lipsmeyer and Pierce, 2011; Carrol and Cox, 2012; Indridason and Kristinsson, 2013) but also because it shows that oppositional behavior exists within the coalition. This ‘intra-coalition opposition’ phenomenon is an important aspect of coalition politics, and thus, further research should identify the reasons for this oppositional behavior and the exact conditions that lead to it. Moreover, studying ‘intra-coalition opposition’ can have implications on the way we see the government-opposition relationship in parliamentary democracies.

Second, the analysis reveals a nuanced aspect of ‘intra-coalition opposition,’ relevant to the politics of austerity and blame avoidance (Weaver, 1986; Pierson, 1996; Giger and

Nelson, 2011; Schumacher, Vis and van Kersbergen, 2013). Specifically, while both right and left leaning parties increase their use of parliamentary questions when they serve as junior members in unpopular austerity coalitions, I find that during austerity, this effect is stronger for left leaning parties. A new method of text-analysis is utilized to classify the questions into topics, in order to test whether left-right economic ideology affects parliamentary questions' use. The analysis demonstrates that the socialist PASOK uses its parliamentary questions in order to avoid or minimize the blame that its voters associate with its membership in the austerity coalition, while the conservative New Democracy does not. Put differently, while both parties behave in an oppositional way because they are part of an unpopular government, the Socialists strategically choose to use their parliamentary questions for blame avoidance purposes. This finding provides additional support for recent studies of parties' blame avoidance behavior (Giger and Nelson, 2011; Jensen and Mortensen, 2014) that focus on party their electoral prospects after austerity, but not on their legislative behavior.

Overall, the case of Greece provides an impetus for further research into the delicate balancing act faced by coalition members, especially when the coalition is unpopular, and future elections loom large in parties' calculations. In addition, the Greek case highlights the degree to which that context and parties' ideology matters a lot in studying 'intra-coalition opposition'. As this research has shown, austerity politics is more dangerous for left-leaning parties and leads to a greater degree of dissent from the left, but intra-coalition dissent depends on the type of policies pursued by the government, and in turn, on the electoral considerations of forward-looking coalition members.

# Figures

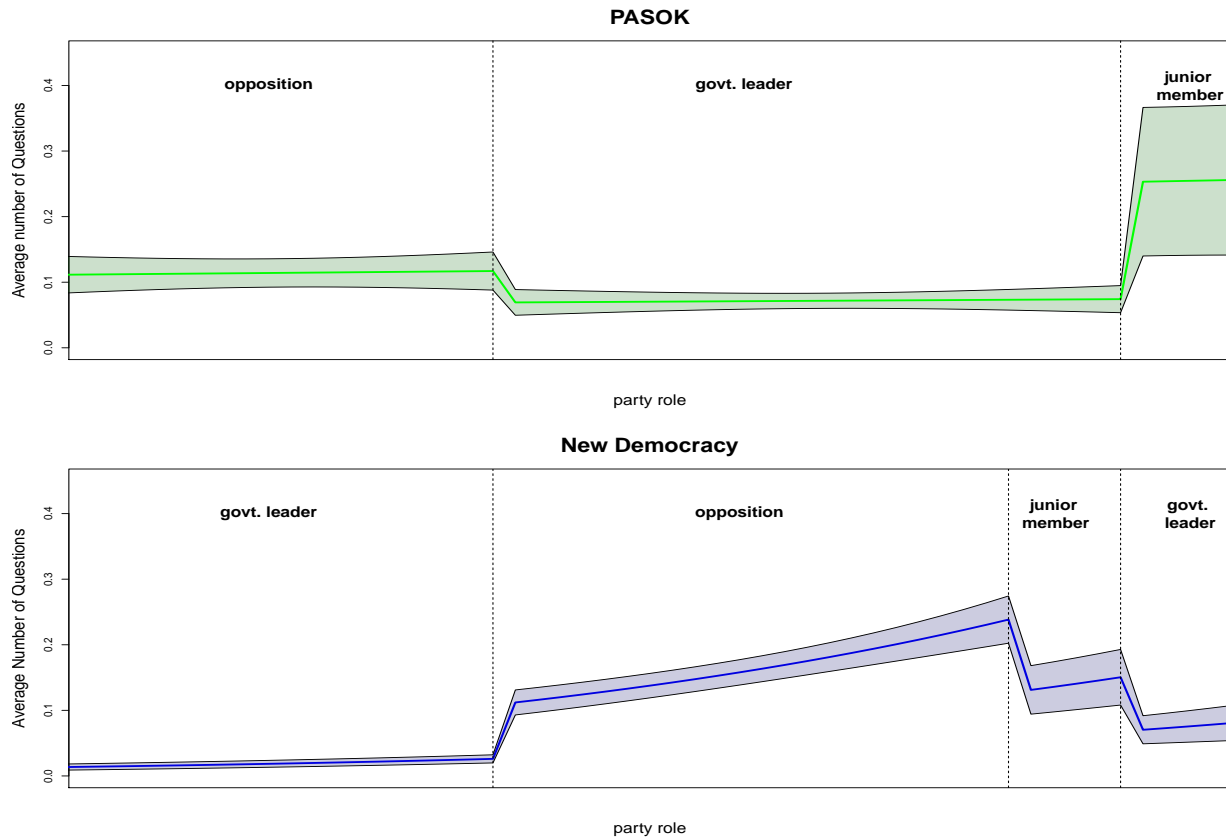


**Note:** Bars represent the number of questions asked by a given party in a specific month divided by the number of legislative seats held by the party. The party mean for the entire 2007-2012 period is represented by the superimposed grey line. Colors represent party in power: (from left to right) the area shaded dark blue represents ND's government. The green shaded area represents PASOK's government. The gray area represents the grand coalition with Lucas Papademos as Prime Minister. The white area represents the interelection period of 2012 (May-June). The area shaded light blue represents the grand coalition including ND, PASOK, and Democratic Left.

Figure 1: PQ behavior over Time




## Predicted Counts of Parliamentary Questions



**Note:** Predicted counts obtained from fitting the quasi-poisson model. Shaded areas represent 90% confidence intervals. In the top panel the left section depicts the October 2007-October 2009 period, in which PASOK was in opposition. The central section depicts the period in which PASOK led the government, both as a leader of a one-party government, and a senior partner of a national unity government (November 2009-May 2012). The right section depicts the period in which PASOK is a junior coalition member. Moving from left to right, in the bottom panel the first section depicts the period in which ND was the government party (October 2007- October 2009). Next, its period in opposition is depicted (November 2009-November 2011). The third section represents the period in which it was a junior coalition member (November 2011-May 2012). The final section captures the period in which the party is leading a grand coalition.

Figure 2: Predicted number of questions for PASOK and New Democracy

**Inter-party usage of blame avoidance topics  
in parliamentary questions**



comparison across parties and institutional roles

**Note:** Comparison between PASOK and New Democracy usage of the *blame avoidance* topic. Points represent the log odds ratio across the two parties. Horizontal lines represent 90% confidence intervals. A vertical line is plotted at zero (i.e. no difference across parties).

Figure 3: Log-odds of blame avoidance questions, PASOK relative to New Democracy

# Tables

Table 1: Highest loadings words, 18 substantive topics (21 topic FAT model)

<b>farming</b>	<b>health</b>	<b>police</b>	<b>schools</b>	<b>energy</b>	<b>welfare</b>	<b>maritime</b>	<b>development</b>	<b>market</b>
farmers	health	police	schools	energy	Working	Ships	projects	Competition
ELGA	health	police	school	energy	Insurance	ferry	Support	market
farmers	hospitals	police	schools	energy	Work	shipping	projects	income
Rural	hospitals	police	Education	renewable	Employment Agency	islands	Program	price
producers	Hospital	policeman	children	electricity	unemployment	Merchant	Frame	consumer
rural	System	criminality	teachers	energy	work	Island	NSRF	Prices
rural	hospital	police	education	sources	unemployment	Islanders	Community	market
rural	Doctor	police	education	renewable	unemployed	islands	Investment	increases
producers	health	crime	school	MW	Employers	ship	Framework	cartel
production	doctors	police	educational	energy	welfare	Ship	work	inflation
<b>universities</b>	<b>sports</b>	<b>conservation</b>	<b>prison</b>	<b>nationalism</b>	<b>Syriza</b>	<b>livestock</b>	<b>defense</b>	<b>hospitals</b>
universities	Mediterranean	forests	prison	Foreign	Radical	breeders	defense	hospitals
universities	Mediterranean	forests	prisons	Turkey	Left	Breeders	defense	hospital
university	Games	forest	prisoners	Greece	Coalition	feed	defense	hospitals
University	BUNDLE	forest	prison	Turkey	Parliamentary	livestock	defensive	Hospital
students	Games	fires	Rights	countries	Groups	breeders	Defense	System
students	organization	forest	prison	outdoor	Tsipra	livestock	industry	Solidarity
maximum	sports	fires	Human	country	das	feed	Forces	call
higher	Sport	forest	Quote	external	SYRIZA	livestock	DAC	drugs
institutions	Sports	Fire	Korydallou	Skopje	pensions	milk	industry	drugs
study	Yeroulanos	firefighters	penalty	Erdogan	Debt	milk	ELVO	Health

Table 2: Hypothesis 1: Quasi-Poisson model of the number of parliamentary questions by party

parameter	PASOK	ND
Junior Partner in Coalition	1.22*** (0.33)	0.79*** (0.24)
Opposition Party	0.52* (0.29)	1.42*** (0.15)
time	0.002 (0.01)	0.03*** (0.005)
constant	-2.72*** (0.37)	-4.33*** (0.21)
$\tau$	3.1	1.88

Note: N=53. Standard errors in parentheses. \* p < 0.1; \*\*\* p < 0.001.

## References

- Akirav, Osnat. 2011. “The use of parliamentary questions in the Israeli parliament, 1992-1996.” *Israeli Affairs* 17(2):259–277.
- Anderson, Christopher. 2000. “Economic voting and political context: a comparative perspective.” *Electoral Studies* 19(2-3):151–170.
- Baker, Ryan, Catherine de Vries, Erica Edwards, Liesbet Hooghe, Seth Jolly, Gary Marks, Jonathan Polk, Jan Rovny, Marco Steenbergen and Milada Anna Vachudova. 2012. “Measuring Party Positions in Europe: The Chapel Hill Expert Survey Trend File, 1999-2010.” *Party Politics* .
- Blei, M. David, Andrew Y. Ng and Michael I. Jordan. 2003. “Latent Dirichlet Allocation.” *Journal of Machine Learning Research* (3):993–1022.
- Carrol, Royce and Gary W. Cox. 2012. “Shadowing Ministers: Monitoring Partners in Coalition Governments.” *Comparative Political Studies* 45(2):220–236.
- Cole, Michael. 1999. “The Role of Parliamentary Question.” *The Journal of Legislative Studies* 5(1):77–101.
- De Vries, Catherine E., Erica E. Edwards and Erik R. Tillman. 2011. “Clarity of Responsibility Beyond the Pocketbook: How Political Institutions Condition EU Issue Voting.” *Comparative Political Studies* 44(3):339–363.
- Duch, M. Raymond and Randolph T. Stevenson. 2008. *How Political and Economic Institutions Condition Election Results*. Cambridge: Cambridge University Press.
- Gemenis, K. and V. Triga. 2012. “The 2011 Political Parties Expert Survey in Greece.”. Data Archiving and Networked Services (DANS).

- Gemenis, K. and V. Triga. 2013. "Party positions for the May and June 2012 Parliamentary Elections in Greece." Data Archiving and Networked Services (DANS).
- Gerlich, P. 1973. *Parlamentarische Kontrolle im Politischen System*. Vienna: Springer.
- Giger, Nathalie and Moira Nelson. 2011. "The Electoral Consequences of Welfare State Retrenchment: Blame avoidance or credit claiming in the Era of Permanent Austerity?" *European Journal of Political Research* 1(50):1–23.
- Green-Pedersen, Christopher. 2010. "Bringing Parties into Parliament: The Development of Parliamentary Activities in Western Europe." *Party Politics* 16(3):347–369.
- Grimmer, Justin. 2010. "A Bayesian Hierarchical Topic Model for Political Texts: Measuring Expressed Agendas in Senate Press Releases." *Political Analysis* 18(1):1–25.
- Hood, Christopher. 2002. "The Risk Game and the Blame Game." *Government and Opposition* 1(37):15–37.
- Huber, Evelyne and John Stephens. 2001. *Development and Crisis of the Welfare State: Parties and Policies in Global Markets*. Chicago: University of Chicago Press.
- Indridason, H. Indridi and Gunnar Helgi Kristinsson. 2013. "Making Words Count: Coalition Agreements and Cabinet Management." *European Journal of Political Research* 52(6):822–846.
- Jensen, Carsten and Peter B. Mortensen. 2014. "Government Responses to Fiscal Austerity: The Effect of Institutional Fragmentation and Partisanship." *Comparative Political Studies* 47(2):143–170.
- Kitschelt, Herbert. 2001. Partisan Composition and Welfare State Retrenchment: When do Politicians Choose Unpopular Policies. In *The New Politics of the Welfare State*, ed. Paul Pierson. Oxford: Oxford University Press.

- Kosmidis, Spyros. 2013. "Government constraints and economic voting in Greece." *Hellenic Observatory papers on Greece and Southeast Europe* 70:1–48.
- Laver, Michael and Kenneth Shepsle. 1996. *Making and Breaking Governments Cabinets and Legislatures in Parliamentary Democracies*. New York: Cambridge University Press.
- Lipsmeyer, S. Christine and Heather N. Pierce. 2011. "The Eyes that Bind: Junior Ministers as Oversight Mechanisms in Coalition Governments." *The Journal of Politics* 73(4):1152–1164.
- Loewenberg, Christopher and Dong-Hun Kim. 2005. "The role of parliamentary committees in coalition governments: Keeping tabs on coalition partners in the German Bundestag." *Party Politics* 38(9):1104–1129.
- Lowe, Will, Kenneth Benoit, Slava Mikhaylov and Michael Laver. 2011. "Scaling Policy Preferences from Coded Political Texts." *Legislative Studies Quarterly* 36(1):123–155.
- Martin, Lanny and Georg Vanberg. 2005. "Coalition Policymaking and Legislative Review." *American Political Science Review* 99(1):93–106.
- Martin, Lanny and Georg Vanberg. 2008. "Coalition Government and Political Communication." *Political Research Quarterly* 61(3):502–516.
- Martin, W. Lanny and Georg Vanberg. 2004. "Policing the Bargain: Coalition Government and Parliamentary Scrutiny." *American Journal of Political Science* 48(1):13–27.
- Monroe, Burt L., Doug R. Rice and Eitan Tzelgov. 2013. Measurement of Topics and Topicky Concepts in Text. In *Northeast Methodology Program Annual Meeting*.
- Monroe, L., Burt, Michael Colaresi and Kevin Quinn. 2008. "Fightin' Words: Lexical Feature Selection and Evaluation for Identifying the Content of Political Conflict." 16(4):372–403.

- Müller, wc. 2000. "Political parties in parliamentary democracies: Making delegation and accountability work." *European Journal of Political Research* 37(3):309–333.
- Müller, WC et al. 2001. *Parlamentarische Kontrolle im Politischen System*. Vienna: WVU.
- Pierson, Paul. 1996. "The New Politics of the Welfare State." *Worlds Politics* 48(2):143–179.
- Pierson, Paul. 2001. *The New Politics of the Welfare State*. Oxford: Oxford University Press.
- Quinn, Kevin, Burt Monroe, Michael Colaresi, Michael Crespin and Dragomir Ragev. 2010. "How to Analyze Political Attention with Minimal Assumptions and Costs." *American Journal of Political Science* 54(1):209–228.
- Schumacher, Gis, Barbara Vis and Kees van Kersbergen. 2013. "Political parties welfare image, electoral punishment and welfare state retrenchment." *Comparative European Politics* (11):1–21.
- Thesen, Gunar. 2013. "When Good News is Scarce and Bad News is Good: Government Responsibilities and Opposition Possibilities in Political Agenda-Setting." *European Journal of Political Research* 52(3):364–389.
- Thies, F. Michael. 2001. "Keeping Tabs on Partners: The Logic of Delegation in Coalition Governments." *American Journal of Political Science* 45(3):1152–1164.
- Vasilopoulou, Sofia et al. 2014. "Greece in Crisis: Austerity, Populism and the Politics of Blame." *Journal of Common Market Studies* 2(52):388–402.
- Weaver, Kent. 1986. "The Politics of Blame Avoidance." *Journal of Public Policy* 4(6):371–398.



Wiberg, Matti. 1994. Parliamentary Questioning: Control by Communication. In *Parliamentary Control in the Nordic Countries*, ed. Matti Wiberg. Helsinki: The Finnish Political Science Association pp. 103–200.

Wiberg, Matti. 1995. Parliamentary Questioning: Control by Communication. In *Parliaments and Majority Rule in Western Europe*, ed. Herbert Doring. Albany, NY: Frankfurt/New York: Campus/St. Martin's pp. 179–222.