



Goncalves Soares, A. L., Howe, L. D., Heron, J. E., Hammerton, G. L., Rich-Edwards, J. W., Magnus, M. C., Halligan, S. L., & Fraser, A. (2021). How does childhood maltreatment influence cardiovascular disease? A sequential causal mediation analysis. *International Journal of Epidemiology*, [dyab085]. <https://doi.org/10.1093/ije/dyab085>

Publisher's PDF, also known as Version of record

License (if available):
CC BY

Link to published version (if available):
[10.1093/ije/dyab085](https://doi.org/10.1093/ije/dyab085)

[Link to publication record in Explore Bristol Research](#)
PDF-document

This is the final published version of the article (version of record). It first appeared online via Oxford University Press at <https://doi.org/10.1093/ije/dyab085> . Please refer to any applicable terms of use of the publisher.

University of Bristol - Explore Bristol Research

General rights

This document is made available in accordance with publisher policies. Please cite only the published version using the reference above. Full terms of use are available: <http://www.bristol.ac.uk/red/research-policy/pure/user-guides/ebr-terms/>



Original Article

How does childhood maltreatment influence cardiovascular disease? A sequential causal mediation analysis

Ana G Soares,^{1,2*} Laura D Howe,^{1,2} Jon Heron,¹ Gemma Hammerton,^{1,2} Janet Rich-Edwards,³ Maria C Magnus,^{1,2,4} Sarah L Halligan^{5,6} and Abigail Fraser^{1,2}

¹Population Health Sciences, Bristol Medical School, University of Bristol, Bristol, UK, ²MRC Integrative Epidemiology Unit at the University of Bristol, Bristol, UK, ³Department of Medicine, Harvard Medical School and Brigham and Women's Hospital and Department of Epidemiology, Harvard Chan School of Public Health, Boston, MA, USA, ⁴Centre for Fertility and Health, Norwegian Institute of Public Health, Oslo, Norway, ⁵Department of Psychology, University of Bath, Bath, UK and ⁶Department of Psychiatry and Mental Health, University of Cape Town, Cape Town, South Africa

*Corresponding author. Population Health Sciences, Bristol Medical School, University of Bristol, Oakfield House, Oakfield Grove, Bristol, BS8 2BN, UK. E-mail: analuiza.soares@bristol.ac.uk

Editorial decision 10 March 2021; Accepted 7 April 2021

Abstract

Background: Childhood maltreatment has been consistently associated with cardiovascular disease (CVD). However, the mechanisms of this relationship are not yet fully understood. We explored the relative contribution of anxiety/depression, smoking, body mass index (BMI) and inflammation (C-reactive protein, CRP) to the association between childhood maltreatment and CVD in men and women aged 40–69 years in the UK.

Methods: We used data from 40 596 men and 59 511 women from UK Biobank. To estimate the indirect effects of childhood maltreatment (physical, sexual and emotional abuse, and emotional and physical neglect) on incident CVD via each of the mediators, we applied a sequential mediation approach.

Results: All forms of maltreatment were associated with increased CVD risk [hazard ratios (HRs) ranging from 1.09 to 1.27]. Together, anxiety/depression, smoking, BMI and inflammation (indexed by CRP) mediated 26–90% of the association between childhood maltreatment and CVD, and the contribution of these mediators differed by type of maltreatment and sex. Anxiety/depression mediated the largest proportion of the association of sexual abuse, emotional abuse and emotional neglect with CVD (accounting for 16–43% of the total effect), especially in women. In men, BMI contributed the most to the indirect effect of associations of physical abuse and physical neglect with CVD; in women, anxiety/depression and BMI had similar contributions.

Conclusions: These findings add to the understanding of how childhood maltreatment affects CVD risk and identify modifiable mediating factors that could potentially reduce the burden of CVD in people exposed to maltreatment in early life.

Key words: Childhood maltreatment, cardiovascular disease, intermediate confounding, sequential mediation analysis, UK Biobank

Key Messages

- Although there is a robust association between childhood maltreatment and cardiovascular disease (CVD), the mechanisms underlying this relationship are not fully understood.
- Together, anxiety/depression, smoking, body mass index (BMI) and inflammation mediated 26–90% of the association between childhood maltreatment and CVD.
- The contribution of the mediators differed by type of maltreatment and by sex.
- Anxiety/depression mediated the largest proportion of the association of sexual abuse, emotional abuse and emotional neglect with CVD (16–43%), especially in women.
- BMI contributed the most to the indirect effect of associations of physical abuse and physical neglect with CVD in men (~20%), whereas, in women, anxiety/depression and BMI had similar contributions (13–27%).

Introduction

There is a robust association between childhood maltreatment and cardiovascular disease (CVD) risk in later life,¹ but the mechanisms underlying this relationship are not fully understood.² Three main pathways are commonly postulated: behavioural (e.g. smoking, unhealthy diet/overeating and physical inactivity), mental health (e.g. mood, anxiety and depressive disorders) and biological factors (alterations in the immune, metabolic, neuroendocrine and autonomic nervous systems).^{2–4} However, few studies have explicitly tested and/or quantified these mechanisms with comprehensive mediation models,^{2,5} and it is not clear to what extent the association between childhood maltreatment and CVD acts through these proposed pathways or via other mechanisms. Most studies have assessed childhood adversities as a summary score^{5,6} and, to the best of our knowledge, no study has explored whether the mechanisms of this association differ according to the type of maltreatment suffered. Moreover, there is some evidence of sex differences in the association between childhood maltreatment and CVD, though with inconsistent patterns.^{1,7,8} The few studies that explored potential sex-specific mechanisms found similar results in men and women.^{3,7}

In this study, we used data from UK Biobank and applied sequential causal mediation analysis⁹ using g-computation¹⁰ to estimate the relative contribution of

anxiety/depression, smoking, body mass index (BMI) and inflammation to the association between childhood maltreatment and CVD. This approach allows us to estimate the combined and individual contributions of each mediator, based on a causal order, whilst handling intermediate confounding. We also explored possible differences by sex and by type of maltreatment.

Methods

UK Biobank recruited 502 524 participants aged 40–69 years between 2006 and 2010.¹¹ In 2016, participants who provided an e-mail address ($n = 339\,092$) were invited to complete an online mental health questionnaire, which included questions about their experiences of maltreatment in childhood.¹² In total, 158 835 participants responded the online questionnaire (47% of those e-mailed)¹² and 157 311 responded to at least one question about childhood maltreatment. We excluded participants with CVD at baseline ($n = 47\,650$; details in [Supplementary Material](#), available as [Supplementary data](#) at *IJE* online), as information on mediators was collected at baseline and prevalent disease could affect these. We also excluded those with incomplete data on mediators and confounders. Altogether, 40 596 men and 59 511 women were included in the analyses ([Supplementary Figure S1](#), available as [Supplementary data](#) at *IJE* online). The majority (91.3%) of the eligible sample had complete

data on all mediators and confounders, and, after accounting for covariates, missingness was not associated with the outcome or the exposures, apart from a lower likelihood of reporting physical neglect in those with complete data (Supplementary Table S1, available as Supplementary data at *IJE* online). In this scenario, complete case analysis is unlikely to introduce bias.¹³

Childhood maltreatment was assessed using the Childhood Trauma Screener¹⁴ and classified into: physical, sexual and emotional abuse, and emotional and physical neglect. CVD incident cases were extracted from hospital and death registers after baseline assessment and coded according to the International Classification of Diseases (ICD-10 codes: I00–I99). At the time of analysis, hospital admission data were available up to 31 March 2017 and death-registers data were available until February 2018. We considered anxiety/depression, smoking, BMI and inflammation, indexed by C-reactive protein (CRP), all assessed at baseline (2006–2010), as potential mediators.

Information on age, year of birth, ethnicity, maternal smoking around birth, number of siblings and family history of CVD was obtained at recruitment and used as baseline confounders in our analysis. As UK Biobank lacks information on childhood socio-economic position (SEP), we used maternal smoking, number of siblings and family history of CVD as proxies, considering their socio-economic patterns.¹⁵

Given the long lag time between exposure to childhood maltreatment and the emergence and/or assessment of the potential mediators, other factors, such as adult SEP,¹⁶ might be affected by childhood maltreatment but also confound the association between potential mediators and CVD (i.e. intermediate confounding). We considered Townsend deprivation index and educational attainment as intermediate confounders.

Further details on how the exposures, mediators and confounders were assessed and categorized are presented in Supplementary Material, available as Supplementary data at *IJE* online.

Statistical analysis

All analyses were conducted using Stata version 15.1 (Statacorp, College Station, TX). We used Cox proportional hazards models to estimate hazard ratios (HRs) and 95% confidence intervals (95% CIs) for the associations between childhood maltreatment and CVD, and between the mediators and CVD. Contributions to risk were censored at the first CVD event, death for any reason or end of follow-up. The timescale for the Cox model was calendar year. We used linear regression to assess the associations of childhood maltreatment with both BMI and CRP,

and logistic regression to assess the associations with anxiety/depression and smoking. Analyses were performed unadjusted and adjusted for potential confounders; baseline confounders were used for exposure–outcome and exposure–mediator associations, and baseline and intermediate confounders were used for mediator–outcome associations.

Mediation analysis

The proposed causal diagram for the relationships between childhood maltreatment and CVD is shown in Figure 1. We assumed that childhood maltreatment leads to anxiety/depression,¹⁷ which influences smoking,¹⁸ then adiposity¹⁹ and results in changes in inflammatory markers.^{20,21} Adult SEP, which is affected by childhood maltreatment,¹⁶ might also confound the association of behavioural, mental health and biological factors with CVD,¹⁵ and therefore was considered an intermediate confounder. An intermediate confounder is a variable that affects both the mediators and the outcome, and is affected by the exposure itself.

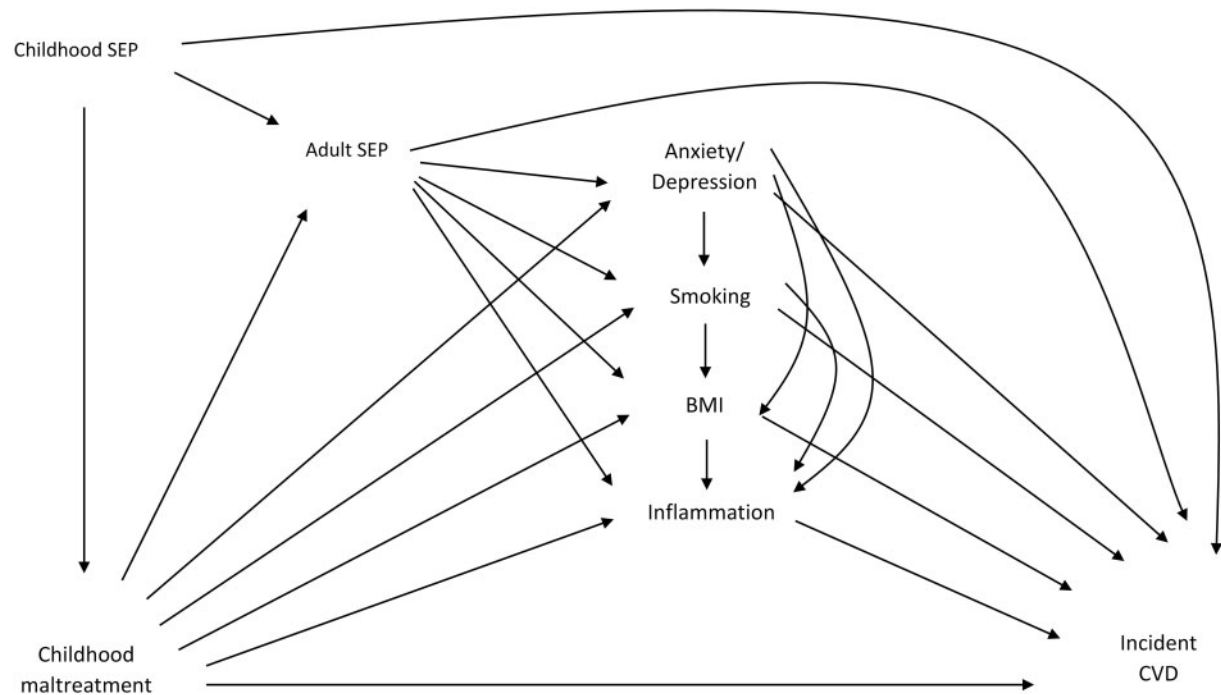
To decompose the effect of each type of childhood maltreatment on CVD risk into natural indirect effect (NIE, i.e. acting through the mediators) and natural direct effect (NDE, i.e. not acting through the mediators), we used parametric g-computation using Monte Carlo simulations, performed using the Stata command *gformula*.¹⁰ This approach can handle intermediate confounding.

As we were interested in the combined contribution of the set of mediators, but also of each individual mediator, we performed sequential mediation analysis.^{9,22} This approach allows mediation analysis using multiple related mediators, based on the assumption of a causal ordering of the mediators. We estimated four models (Figure 2), detailed in Supplementary Material, available as Supplementary data at *IJE* online.

All analyses were performed stratified by sex, given previously reported sex differences in the association between childhood maltreatment and CVD and the scarcity of studies exploring sex differences in the mechanisms of this association. We compared the NDE and NIE between men and women by examining the point estimates and their 95% CIs.

Sensitivity analysis

Sequential mediation analysis requires a causal ordering of the mediators.⁹ However, the temporal and causal order is arguable for this set of mediators. Observational studies suggest a bidirectional relationship between depression and BMI,²³ and Mendelian randomization studies (i.e. using genetic variants as instrumental variables) support a



BMI: body mass index; CVD: cardiovascular disease; SEP: socioeconomic position

Figure 1 Assumed causal diagram of the association between childhood maltreatment and cardiovascular disease (CVD)

causal role for higher BMI on the likelihood of depression, which may also be bidirectional.^{24,25} There is evidence of a causal effect of smoking on BMI,^{26,27} but also of BMI on smoking.^{28,29} Furthermore, smoking is a risk factor for depression and the genetic liability for depression increases lifetime smoking.³⁰

As the order in which mediators are included in the statistical models could potentially influence results, we investigated in sensitivity analysis the robustness of findings to the order of inclusion. We first estimated the NIE through BMI, then added anxiety/depression, then smoking and finally CRP. The conceptualized causal diagram for these relationships is shown in [Supplementary Figure S2](#), available as [Supplementary data](#) at *IJE* online, and the simplified causal diagram illustrating the estimated paths in each model is presented in [Supplementary Figure S3](#), available as [Supplementary data](#) at *IJE* online.

Results

Characteristics of participants without CVD at baseline who were included and excluded (due to missing data on any of exposures/confounders/mediators) from analyses are shown in [Supplementary Table S2](#), available as [Supplementary data](#) at *IJE* online. Included participants were more likely to be female and White/British. Men who

were included in the analyses were slightly older, whilst women were younger. The participants included were also more likely to experience less deprivation and to have higher education, fewer siblings, lower prevalence of maternal smoking, current smoking and anxiety/depression and higher frequency of alcohol intake than those not included in the analyses. Additionally, participants included were more likely to have lower BMI, CRP, systolic and diastolic blood pressures, use of blood-pressure medication and lower rates of CVD than those not included.

Both physical abuse and emotional neglect were the most prevalent types of childhood maltreatment in men (20.8%) and emotional neglect was the most prevalent in women (22.3%) ([Supplementary Figure S4](#), available as [Supplementary data](#) at *IJE* online). The prevalence of all types of maltreatment was higher in women, except for physical abuse, which was higher in men. The incidence rate of CVD was 20.9 per 1000 person-years (95% CI 20.4; 21.4) in men and 14.0 per 1000 person-years (95% CI 13.7; 14.3) in women.

After adjusting for baseline confounders, all types of childhood maltreatment were associated with higher risk of incident CVD in both men and women, with HR varying from 1.09 to 1.27 ([Supplementary Table S3](#), available as [Supplementary data](#) at *IJE* online). Associations were overall similar for all types of maltreatment but were

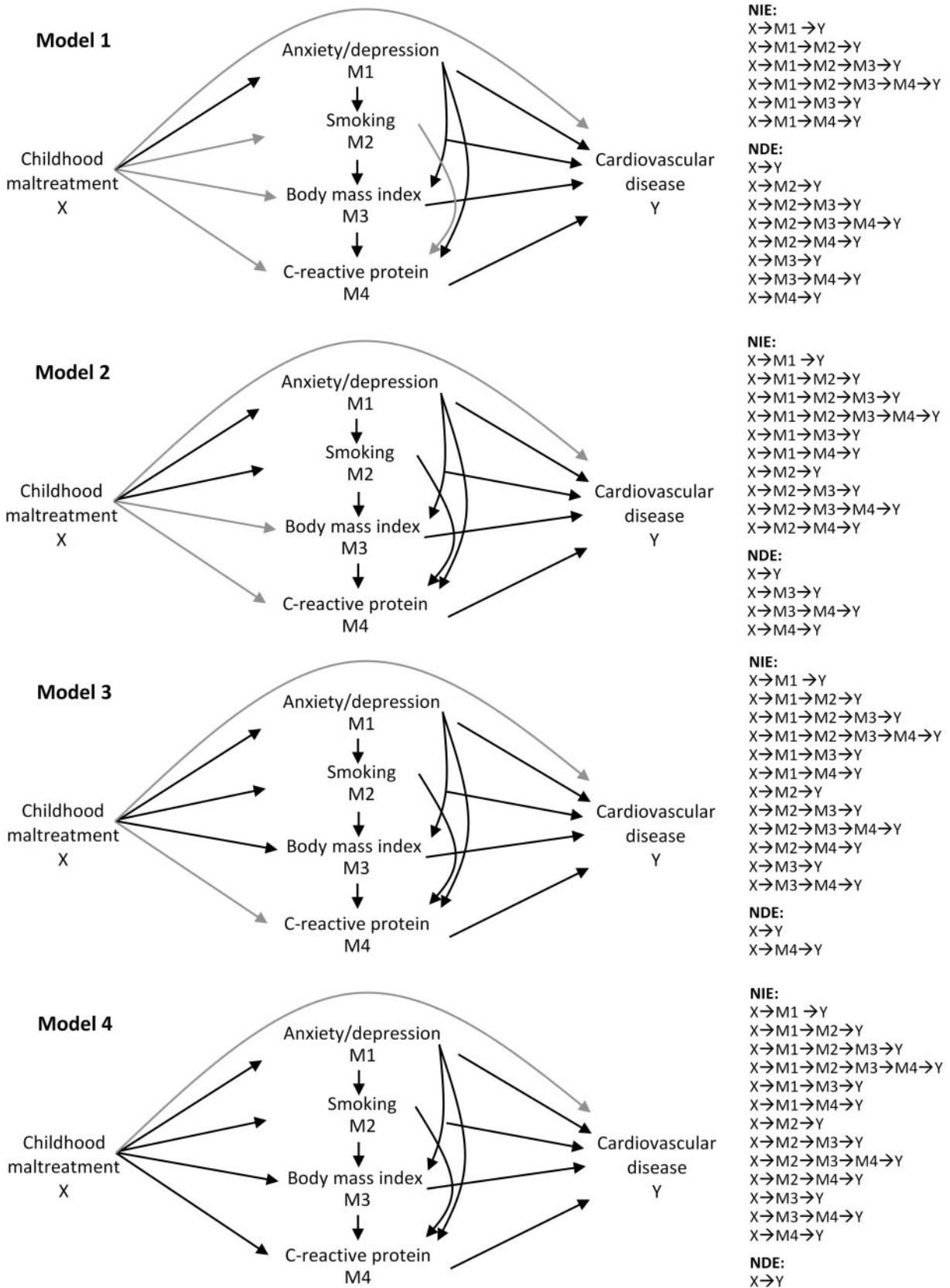


Figure 2 Simplified causal diagrams illustrating estimated paths in Models 1–4

The natural direct effect (NDE) is illustrated by the grey lines and the natural indirect effect (NIE) by the black lines.

slightly stronger for emotional abuse, especially in women. There was little evidence of sex differences, except for a stronger association between emotional neglect and CVD in women.

Childhood maltreatment was associated with higher BMI and CRP, and with higher odds of smoking and of anxiety/depression in both sexes (Supplementary Table S4, available as Supplementary data at *IJE* online). The exceptions were for the associations between emotional neglect and BMI, and between physical neglect and smoking in men. There was some evidence of stronger associations in women between childhood maltreatment and potential mediators. All mediators were associated with higher risk of incident CVD (Supplementary Table S5, available as Supplementary data at *IJE* online). The associations did not differ by sex, except for the association between anxiety/depression and CVD, which was stronger in women.

Tables 1 and 2 show the total causal effect (TCE), NDE and NIE of the associations between childhood maltreatment and CVD in men and women, respectively, as well as the proportion of the total effect explained by the mediators individually and in combination. Anxiety/depression, smoking, BMI and CRP mediated 26–40% of the associations between childhood maltreatment and CVD in men and 30–90% of the associations in women. Overall, these

mediators explained a greater proportion of the associations in women; e.g. the four mediators together explained 90% of the association between sexual abuse and CVD in women, compared with 34% in men.

The contribution of the mediators to the association between childhood maltreatment and CVD varied by type of maltreatment and sex. For sexual abuse, emotional abuse and emotional neglect, anxiety/depression explained the highest proportion of the indirect effect, accounting for 16–43% of the total effect, with higher proportions observed in women (Tables 1 and 2 and Figure 3). For physical abuse and physical neglect, BMI contributed the most to the indirect effect in men and, in women, both anxiety/depression and BMI had similar contributions.

Sensitivity analysis

When we first included BMI, then anxiety/depression, then smoking and finally CRP, the proportion explained by each mediator changed only slightly (Supplementary Tables S6 and S7 and Supplementary Figure S5, available as Supplementary data at *IJE* online) and the conclusions regarding the main mediators of the associations between childhood maltreatment and CVD did not change.

Table 1 Estimated odds ratios for the association between childhood maltreatment and cardiovascular disease in men

CVD	Maltreatment	Mediators	TCE OR (95% CI)	NDE OR (95% CI)	NIE OR (95% CI)	Proportion mediated	Additional contribution
Any CVD	Physical abuse	Anxiety/depression	1.13 (1.06; 1.21)	1.12 (1.05; 1.19)	1.01 (1.00; 1.02)	10.2	–
		+ Smoking	1.13 (1.06; 1.21)	1.11 (1.04; 1.18)	1.02 (1.01; 1.03)	18.2	8.0
		+ BMI	1.13 (1.06; 1.21)	1.08 (1.01; 1.15)	1.05 (1.03; 1.06)	37.7	19.5
		+ CRP	1.13 (1.06; 1.21)	1.08 (1.01; 1.15)	1.05 (1.03; 1.06)	39.6	1.9
	Sexual abuse	Anxiety/depression	1.17 (1.04; 1.30)	1.13 (1.02; 1.26)	1.03 (1.01; 1.06)	21.0	–
		+ Smoking	1.17 (1.04; 1.30)	1.13 (1.01; 1.27)	1.03 (1.00; 1.07)	22.8	1.8
		+ BMI	1.17 (1.04; 1.30)	1.12 (0.99; 1.25)	1.05 (1.01; 1.08)	31.3	8.5
		+ CRP	1.17 (1.04; 1.30)	1.10 (0.99; 1.24)	1.05 (1.01; 1.09)	34.0	2.6
	Emotional abuse	Anxiety/depression	1.19 (1.10; 1.29)	1.16 (1.07; 1.26)	1.03 (1.00; 1.05)	16.5	–
		+ Smoking	1.19 (1.10; 1.29)	1.15 (1.06; 1.25)	1.04 (1.01; 1.06)	21.2	4.7
		+ BMI	1.19 (1.10; 1.29)	1.13 (1.04; 1.23)	1.05 (1.02; 1.08)	31.7	10.5
		+ CRP	1.19 (1.10; 1.29)	1.13 (1.04; 1.22)	1.05 (1.03; 1.08)	32.5	0.8
	Emotional neglect	Anxiety/depression	1.10 (1.03; 1.17)	1.09 (1.02; 1.16)	1.01 (1.00; 1.03)	15.7	–
		+ Smoking	1.10 (1.03; 1.17)	1.08 (1.02; 1.15)	1.02 (1.00; 1.04)	20.8	5.1
		+ BMI	1.10 (1.03; 1.17)	1.08 (1.01; 1.15)	1.02 (1.01; 1.04)	24.7	3.9
		+ CRP	1.10 (1.03; 1.17)	1.07 (1.00; 1.14)	1.02 (1.01; 1.04)	26.1	1.5
	Physical neglect	Anxiety/depression	1.18 (1.10; 1.27)	1.17 (1.09; 1.26)	1.01 (1.00; 1.02)	6.2	–
		+ Smoking	1.18 (1.10; 1.27)	1.18 (1.09; 1.26)	1.01 (1.00; 1.02)	4.9	–1.2
		+ BMI	1.18 (1.10; 1.27)	1.14 (1.06; 1.22)	1.04 (1.03; 1.06)	26.1	21.2
		+ CRP	1.18 (1.10; 1.27)	1.13 (1.05; 1.21)	1.04 (1.03; 1.06)	27.0	0.9

BMI, body mass index; CRP, C-reactive protein; CVD, cardiovascular disease; NDE, natural direct effect; NIE, natural indirect effect; TCE, total causal effect.

Adjusted for age, year of birth, ethnicity, maternal smoking, number of siblings and family history of cardiovascular disease as baseline confounders, and for education and Townsend deprivation index as intermediate confounders.

Table 2 Estimated odds ratios for the association between childhood maltreatment and cardiovascular disease in women

CVD	Maltreatment	Mediators	TCE OR (95% CI)	NDE OR (95% CI)	NIE OR (95% CI)	Proportion mediated	Additional contribution
Any CVD	Physical abuse	Anxiety/depression	1.16 (1.08; 1.25)	1.12 (1.05; 1.2)	1.04 (1.02; 1.06)	26.9	–
		+ Smoking	1.16 (1.08; 1.25)	1.12 (1.04; 1.21)	1.04 (1.02; 1.06)	28.4	1.5
		+ BMI	1.16 (1.08; 1.25)	1.08 (1.00; 1.16)	1.08 (1.05; 1.10)	50.8	22.4
		+ CRP	1.16 (1.08; 1.25)	1.07 (1.00; 1.16)	1.08 (1.05; 1.10)	52.5	1.6
	Sexual abuse	Anxiety/depression	1.09 (1.00; 1.18)	1.05 (0.96; 1.15)	1.04 (1.02; 1.06)	42.8	–
		+ Smoking	1.09 (1.00; 1.18)	1.05 (0.96; 1.15)	1.04 (1.01; 1.07)	46.8	4.0
		+ BMI	1.09 (1.00; 1.18)	1.02 (0.93; 1.12)	1.07 (1.04; 1.10)	79.0	32.2
		+ CRP	1.09 (1.00; 1.18)	1.01 (0.92; 1.10)	1.07 (1.04; 1.10)	89.8	10.9
	Emotional abuse	Anxiety/depression	1.27 (1.19; 1.35)	1.21 (1.13; 1.30)	1.05 (1.03; 1.08)	23.8	–
		+ Smoking	1.27 (1.19; 1.35)	1.22 (1.14; 1.30)	1.05 (1.02; 1.07)	21.2	–2.6
		+ BMI	1.27 (1.19; 1.35)	1.19 (1.11; 1.27)	1.07 (1.04; 1.10)	30.5	9.3
		+ CRP	1.27 (1.19; 1.35)	1.18 (1.10; 1.27)	1.07 (1.04; 1.09)	30.4	–0.1
	Emotional neglect	Anxiety/depression	1.20 (1.13; 1.28)	1.14 (1.07; 1.22)	1.06 (1.03; 1.08)	31.1	–
		+ Smoking	1.20 (1.13; 1.28)	1.14 (1.07; 1.21)	1.06 (1.04; 1.08)	32.6	1.5
		+ BMI	1.20 (1.13; 1.28)	1.13 (1.05; 1.20)	1.07 (1.04; 1.09)	38.2	5.7
		+ CRP	1.20 (1.13; 1.28)	1.12 (1.05; 1.19)	1.07 (1.04; 1.09)	39.7	1.4
	Physical neglect	Anxiety/depression	1.19 (1.11; 1.28)	1.17 (1.09; 1.25)	1.02 (1.01; 1.03)	14.2	–
		+ Smoking	1.19 (1.11; 1.28)	1.17 (1.09; 1.25)	1.02 (1.01; 1.04)	14.7	0.6
		+ BMI	1.19 (1.11; 1.28)	1.14 (1.06; 1.22)	1.05 (1.03; 1.06)	28.1	13.4
		+ CRP	1.19 (1.11; 1.28)	1.13 (1.05; 1.21)	1.05 (1.03; 1.06)	30.1	1.9

BMI, body mass index; CRP, C-reactive protein; CVD, cardiovascular disease; NDE, natural direct effect; NIE, natural indirect effect; TCE, total causal effect.

Adjusted for age, year of birth, ethnicity, maternal smoking, number of siblings and family history of cardiovascular disease as baseline confounders, and for education and Townsend deprivation index as intermediate confounders.

Discussion

This study assessed the role of anxiety/depression, smoking, BMI and inflammation in the relationship between childhood maltreatment and incident CVD in men and women aged 40–69 years in the UK using a sequential mediation approach. We showed that together these factors mediated 26–90% of the modest associations between childhood maltreatment and CVD (HR ranging from 1.09 to 1.27). A higher proportion of the association between childhood maltreatment and CVD was explained by this set of mediators in women than in men and anxiety/depression seemed to have a particularly important role for women, although indirect effects via some mediators were small in magnitude.

Longitudinal studies have shown that mental health has an important mediating effect in the association between childhood adversity and CVD alongside traditional CVD risk factors, such as smoking, unhealthy diet, obesity and physical inactivity.^{3,5,7,31} Similarly, we found that mental health explained more of the association of sexual abuse, emotional abuse and emotional neglect with CVD than BMI, smoking and inflammation, particularly in women. Most previous studies assessed the mediating role of mental health independently of other health behaviours,

without taking the relationships between them into account, including a recent study using UK Biobank that showed that depressive symptoms mediated 56% of the association between a summary score of childhood maltreatment and CVD in men and women combined.⁵ A US longitudinal study of young adults (mean age 30 years) used path analysis to consider depressive symptoms along with other factors and found that depressive symptoms did not mediate the effect of childhood adversities on CVD risk factors.³² In our study, the importance of anxiety/depression as a mediator of the association between childhood maltreatment and CVD was consistent even when the order of the mediators was changed.

Women have a greater burden of childhood maltreatment,³³ as well as anxiety and depression,³⁴ and depression has been linked to CVD in both men and women,^{35,36} including in prospective studies.^{37,38} The association between depression and CVD has been shown to be stronger in women in some³⁹ but not all studies.⁴⁰ Several mechanisms may link anxiety/depression to CVD; alterations in the autonomic nervous system, platelet receptors and function, coagulopathic factors, proinflammatory cytokines, endothelial function, neurohormonal factors, genetic linkages and adverse health behaviours.³⁵ However, causal

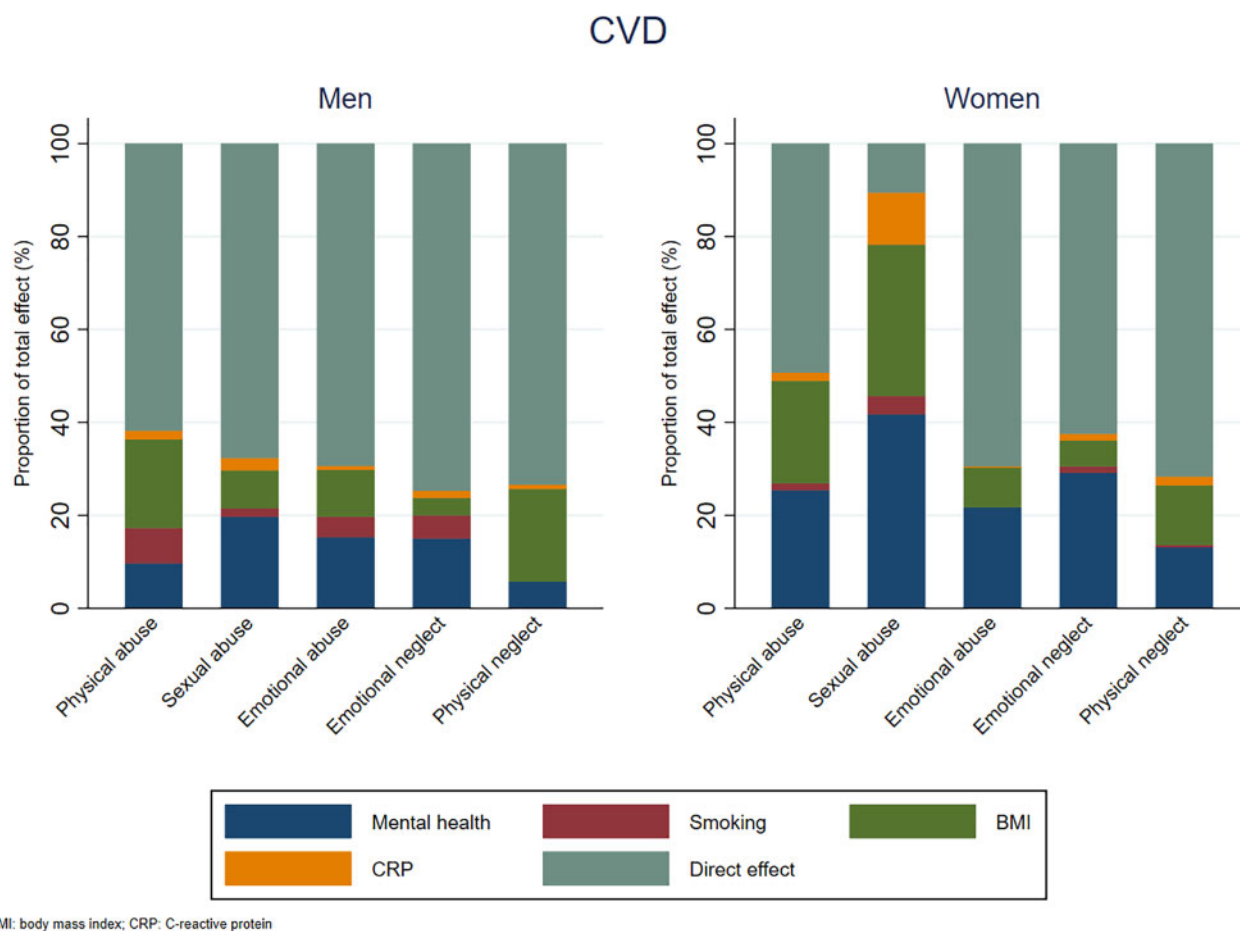


Figure 3 Proportion mediated by mental health, smoking, body mass index and inflammation in men and women in the association between childhood maltreatment and cardiovascular disease (CVD)

evidence is still limited. A recent study using Mendelian randomization suggests that depression and CVD co-morbidity arises largely from shared environmental factors, and that triglycerides and inflammation are likely to be causally related to depression.⁴¹

BMI was also an important mediator in the relationship between childhood maltreatment and CVD. It seemed to be a major explanatory factor for the relationship of physical abuse and neglect with CVD in men, and its contribution to the association of physical abuse and neglect with CVD in women was comparable to that of anxiety/depression. Childhood maltreatment has been robustly associated with higher BMI and risk of obesity in adults,^{42,43} and there is strong evidence of a causal association between higher BMI and CVD.⁴⁴ Sex differences in the association between BMI and CVD are not consistent^{42,45,46} and we found that the contribution of BMI to the association between childhood maltreatment and CVD differed in men and women.

Evidence suggests that childhood maltreatment is associated with inflammation⁴⁷⁻⁴⁹ and that inflammation mediates the association between childhood abuse and

hypertension.⁵⁰ In women, inflammation explained more of the indirect effect than smoking. Although CRP is not causally related to CVD,⁵¹ its production is stimulated by IL-6, which likely has a causal effect on CVD.⁵² CRP is affected by both BMI^{48,53} and smoking,²⁰ and these might have already captured most of the effect of CRP, which was entered last into the models. This might also explain the relatively small additional contribution of smoking; its indirect effect might have already been captured by anxiety/depression,¹⁸ especially in women.⁵⁴ Smoking and BMI have bidirectional effects,^{28,29} but they might also reflect two separate coping mechanisms, and individual differences might influence whether individuals are more likely to adopt one over the other. Eating disorders, for example, are more common in women and differences by type of maltreatment and sex have been shown in the association between childhood maltreatment and eating disorders.⁵⁵ Smoking, on the other hand, is more prevalent in men⁵⁶ and sex differences in the association between childhood maltreatment and smoking have been observed.⁵⁷

Even though for some types of childhood maltreatment associations with CVD were mostly explained by anxiety/depression, smoking, BMI and inflammation (e.g. association between sexual abuse and CVD in women), for some (e.g. associations of physical neglect and emotional neglect with CVD in men), a large proportion (>70%) was not explained by this set of mediators. Other pathways, including adult SEP and other mechanisms for which we did not have information, such as stress and changes in the neuroendocrine system, might play an important role. These and other pathways should be explored in future studies.

Strengths and limitations

As with most large longitudinal studies, we used self-reported retrospective measures of childhood maltreatment, which precludes robust measurements of severity and timing of the exposures reported and might be affected by recall bias and/or measurement error.^{58,59} Although there is poor agreement between retrospective and prospective measures of childhood adversities,⁵⁸ retrospective measures have been shown to be valid in population studies, though they might underestimate the association with objectively measured outcomes, such as CVD.⁶⁰ Information on exposure to childhood maltreatment was assessed in a questionnaire completed after information on mediators was collected (mediators were assessed at baseline). However, childhood maltreatment, by definition, related to experiences in early life. The report of childhood maltreatment could plausibly be affected by concurrent mental health, such that individuals who develop depression or report increased psychological distress are more likely to report an adverse childhood experience.⁶¹ Therefore, results found for anxiety/depression may be overestimated, which would, consequently, underestimate the additional contribution of the other mediators. Women had a higher prevalence of depression, which might partially explain the higher proportions mediated by mental health in the associations between childhood maltreatment and CVD in women than in men. That said, it is unlikely that smoking status, BMI and CRP levels influence the report of childhood maltreatment (independently of mental health), hence reverse causality with these factors is improbable. Nonetheless, comparing and contrasting evidence from studies with both prospective and retrospective measures of childhood maltreatment is recommended.

We excluded prevalent cases of CVD at baseline, as prevalent CVD could affect the mediators, which were measured at baseline. When we compared mediators for participants with prevalent and incident CVD, we found that prevalent CVD cases at baseline had a higher mean BMI and CRP, and were less likely to currently smoke than

incident CVD cases; the prevalence of depression was similar in women with CVD at baseline and in women who developed CVD during follow-up, and higher in men with prevalent CVD than in men with incident CVD (Supplementary Table S8, available as Supplementary data at *IJE* online). We acknowledge that the exclusion of baseline CVD might have resulted in the exclusion of the majority of early-onset cases of CVD but, given the wide age range of UK Biobank participants at baseline (40–69 years), early-onset CVD cases were still captured as incident cases ($n = 1068$ CVD cases before the age of 50). This is important, as childhood maltreatment might have a stronger association with earlier CVD than later CVD,⁸ and it is possible that the mediating pathways and their relative importance differ between early and late onset.

Measurement error or misclassification of the mediators, particularly smoking, also cannot be ruled out. Ideally, we would have used better data on smoking, such as number of pack-years of smoking, but there was a high proportion of missing data (32%), due to missing on age at which participants started and stopped smoking. Random measurement error or misclassification on the mediators would lead to underestimation of the indirect effect and, therefore, overestimation of the direct effect of childhood maltreatment on CVD.⁶²

Previous studies have shown that childhood maltreatment is associated with poor adult socio-economic outcomes¹⁶ and that adult SEP mediates up to 27% of the association between childhood adversities and health risks, such as depressive disorder, smoking, binge drinking, obesity and suboptimal health.⁶³ Therefore, adult SEP should be considered when trying to understand the behavioural, mental health and biological mechanisms through which childhood maltreatment affects CVD, as we were able to do here. Yet, bias due to unmeasured confounding cannot be ruled out. We were also able to decompose the total effect into direct and indirect effects even in the presence of exposure–mediator interactions, which is a limitation of traditional mediation methods.^{10,64} Another strength is that the large sample size enabled us to explore mediating pathways of the associations between different types of childhood maltreatment and CVD, as well as by sex.

The main limitation of this study is the use of a subsample of UK Biobank, which itself includes <6% of the individuals aged 40–69 years who were invited to enter the cohort and is not representative of the UK population.⁶⁵ This can induce collider bias, which, in this case, would lead to negatively biased associations;⁶⁶ therefore, the associations observed here are likely to be underestimated.

Causal mediation analysis relies on several strong assumptions about no confounding between exposure–

outcome, exposure–mediator and mediator–outcome associations. We adjusted for several measured confounders in the associations between exposures, mediators and outcome, but we had no information on other important confounders, such as parental SEP, parental mental health conditions, maternal age at birth and parents' relationship status. Therefore, bias due to unmeasured confounding in these relationships cannot be ruled out. Although we believe the causal ordering of the mediators used in the analyses is sensible, some associations are likely to be bidirectional. However, results from sensitivity analysis changing the sequential order of the mediators did not substantially differ from the main results.

We did not include diet and physical activity. However, we believe that much of the indirect effect of these factors on the total effect of childhood maltreatment on CVD is likely to be via BMI and/or mental health.

Conclusions

Anxiety/depression, smoking, BMI and inflammation mediated part of the effect of childhood maltreatment on CVD, varying from 26% to 90%, and the contribution of these mediators differed by type of maltreatment and sex. These findings contribute to understanding how childhood maltreatment might affect CVD and highlight the potential to reduce CVD burden by targeting modifiable mediating factors.

Supplementary data

Supplementary data are available at *IJE* online.

Ethics approval

UK Biobank received ethical approval from the National Health Service National Research Ethics Service (11/NW/0382).

Funding

A.L.G.S., G.H., L.D.H. and A.F. work in a unit that receives support from the University of Bristol and UK Medical Research Council [MC_UU_00011/6]. A.F. and A.L.G.S. are funded by the UK Medical Research Council fellowship to A.F. [MR/M009351/1]. A.L.G.S. is supported by the study of Dynamic longitudinal exposure trajectories in cardiovascular and metabolic non-communicable diseases [H2020-SC1-2019-Single-Stage-RTD, project ID 874739]. G.H. is funded by a Sir Henry Wellcome Postdoctoral Fellowship [209138/Z/17/Z]. L.D.H. is funded by a UK Medical Research Council fellowship [MR/M020894/1]. M.C.M. works at the Centre for Fertility and Health supported by the Research Council of Norway through its Centres of Excellence funding scheme [project number 262700].

This research was funded in whole, or in part, by the Wellcome Trust [209138/Z/17/Z]. For the purpose of open access, the author has applied a CC BY public copyright licence to any Author Accepted Manuscript version arising from this submission. The study funders had no role in the study design, collection, analysis and interpretation of the data or report writing. The corresponding author had full access to the data and the final responsibility to submit for publication.

Data availability

The UK Biobank is an open-access resource and the data reported in this study are available via application to the UK Biobank.

Acknowledgements

This research has been conducted using the UK Biobank resource (application 19278). We are grateful to all participants who took part in this study.

Conflict of interest

None declared.

References

1. Basu A, McLaughlin KA, Misra S, Koenen KC. Childhood maltreatment and health impact: the examples of cardiovascular disease and type 2 diabetes mellitus in adults. *Clin Psychol Sci Pract* 2017;24:125–39.
2. Suglia SF, Koenen KC, Boynton-Jarrett R *et al.*; American Heart Association Council on Epidemiology and Prevention; Council on Cardiovascular Disease in the Young; Council on Functional Genomics and Translational Biology; Council on Cardiovascular and Stroke Nursing; and Council on Quality of Care and Outcomes Research. Childhood and adolescent adversity and cardiometabolic outcomes: a scientific statement from the American Heart Association. *Circulation* 2018;137:e15–28.
3. Dong MX, Giles WH, Felitti VJ *et al.* Insights into causal pathways for ischemic heart disease—adverse childhood experiences study. *Circulation* 2004;110:1761–66.
4. Rich-Edwards JW, Mason S, Rexrode K *et al.* Physical and sexual abuse in childhood as predictors of early-onset cardiovascular events in women. *Circulation* 2012;126:920–27.
5. Ho FK, Celis-Morales C, Gray SR *et al.* Child maltreatment and cardiovascular disease: quantifying mediation pathways using UK Biobank. *BMC Med* 2020;18:143.
6. Lacey RE, Minnis H. Practitioner review: twenty years of research with adverse childhood experience scores—advantages, disadvantages and applications to practice. *J Child Psychol Psychiatr* 2020;61:116–30.
7. Garad Y, Maximova K, MacKinnon N, McGrath JJ, Kozyrskij AL, Colman I. Sex-specific differences in the association between childhood adversity and cardiovascular disease in adulthood: evidence from a national cohort study. *Can J Cardiol* 2017;33:1013–19.
8. Soares ALG, Hammerton G, Howe LD, Rich-Edwards J, Halligan S, Fraser A. Sex differences in the association between

- childhood maltreatment and cardiovascular disease in the UK Biobank. *Heart* 2020;106:1310–16.
9. VanderWeele TJ, Vansteelandt S. Mediation analysis with multiple mediators. *Epidemiol Methods* 2014;2:95–115.
 10. Daniel RM, De Stavola BL, Cousens SN. gformula: estimating causal effects in the presence of time-varying confounding or mediation using the g-computation formula. *Stata J* 2011;11:479–517.
 11. Sudlow C, Gallacher J, Allen N *et al*. UK Biobank: an open access resource for identifying the causes of a wide range of complex diseases of middle and old age. *PLOS Med* 2015;12:e1001779.
 12. Littlejohns TJ, Sudlow C, Allen NE, Collins R. UK Biobank: opportunities for cardiovascular research. *Eur Heart J* 2019;40:1158–66.
 13. Hughes RA, Heron J, Sterne JAC, Tilling K. Accounting for missing data in statistical analyses: multiple imputation is not always the answer. *Int J Epidemiol* 2019;48:1294–304.
 14. Grabe HJ, Schulz A, Schmidt CO *et al*. A brief instrument for the assessment of childhood abuse and neglect: the Childhood Trauma Screener (CTS). *Psychiatr Prax* 2012;39:109–15.
 15. Power C, Graham H, Due P *et al*. The contribution of childhood and adult socioeconomic position to adult obesity and smoking behaviour: an international comparison. *Int J Epidemiol* 2005;34:335–44.
 16. Pereira SMP, Li L, Power C. Child maltreatment and adult living standards at 50 years. *Pediatrics* 2017;139:e20161595.
 17. Mandelli L, Petrelli C, Serretti A. The role of specific early trauma in adult depression: a meta-analysis of published literature: childhood trauma and adult depression. *Eur Psychiatry* 2015;30:665–80.
 18. Walsh EG, Cawthon SW. The mediating role of depressive symptoms in the relationship between adverse childhood experiences and smoking. *Addict Behav* 2014;39:1471–76.
 19. Piirtola M, Jelenkovic A, Latvala A *et al*. Association of current and former smoking with body mass index: a study of smoking discordant twin pairs from 21 twin cohorts. *PLOS One* 2018;13:e0200140.
 20. Tibuakuu M, Kamimura D, Kianoush S *et al*. The association between cigarette smoking and inflammation: the Genetic Epidemiology Network of Arteriopathy (GENOA) study. *PLOS One* 2017;12:e0184914.
 21. Timpson NJ, Nordestgaard BG, Harbord RM *et al*. C-reactive protein levels and body mass index: elucidating direction of causation through reciprocal Mendelian randomization. *Int J Obes* 2011;35:300–08.
 22. Aitken Z, Simpson JA, Gurrin L, Bentley R, Kavanagh AM. Do material, psychosocial and behavioural factors mediate the relationship between disability acquisition and mental health? A sequential causal mediation analysis. *Int J Epidemiol* 2018;47:829–40.
 23. Luppino FS, de Wit LM, Bouvy PF *et al*. Overweight, obesity, and depression: a systematic review and meta-analysis of longitudinal studies. *Arch Gen Psychiatry* 2010;67:220–29.
 24. Mulugeta A, Zhou A, Vimalaswaran KS, Dickson C, Hypponen E. Depression increases the genetic susceptibility to high body mass index: evidence from UK Biobank. *Depress Anxiety* 2019;36:1154–62.
 25. Tyrrell J, Mulugeta A, Wood AR *et al*. Using genetics to understand the causal influence of higher BMI on depression. *Int J Epidemiol* 2019;48:834–48.
 26. Asvold BO, Bjørngaard JH, Carlsake D *et al*. Causal associations of tobacco smoking with cardiovascular risk factors: a Mendelian randomization analysis of the HUNT Study in Norway. *Int J Epidemiol* 2014;43:1458–70.
 27. Winslow UC, Rode L, Nordestgaard BG. High tobacco consumption lowers body weight: a Mendelian randomization study of the Copenhagen General Population Study. *Int J Epidemiol* 2015;44:540–50.
 28. Carreras-Torres R, Johansson M, Haycock PC *et al*. Role of obesity in smoking behaviour: Mendelian randomisation study in UK Biobank. *BMJ* 2018;361:k1767.
 29. Taylor AE, Richmond RC, Palviainen T *et al*. The effect of body mass index on smoking behaviour and nicotine metabolism: a Mendelian randomization study. *Hum Mol Genet* 2019;28:1322–30.
 30. Wootton RE, Richmond RC, Stuijzand BG *et al*. Evidence for causal effects of lifetime smoking on risk for depression and schizophrenia: a Mendelian randomisation study. *Psychol Med* 2020;50:2435–43.
 31. Chartier MJ, Walker JR, Naimark B. Health risk behaviors and mental health problems as mediators of the relationship between childhood abuse and adult health. *Am J Public Health* 2009;99:847–54.
 32. Doom JR, Mason SM, Suglia SF, Clark CJ. Pathways between childhood/adolescent adversity, adolescent socioeconomic status, and long-term cardiovascular disease risk in young adulthood. *Soc Sci Med* 2017;188:166–75.
 33. Gilbert R, Widom CS, Browne K, Fergusson D, Webb E, Janson S. Burden and consequences of child maltreatment in high-income countries. *Lancet* 2009;373:68–81.
 34. Kuehner C. Why is depression more common among women than among men? *Lancet Psychiatry* 2017;4:146–58.
 35. Hare DL, Toukhsati SR, Johansson P, Jaarsma T. Depression and cardiovascular disease: a clinical review. *Eur Heart J* 2014;35:1365–72.
 36. Nicholson A, Kuper H, Hemingway H. Depression as an aetiologic and prognostic factor in coronary heart disease: a meta-analysis of 6362 events among 146 538 participants in 54 observational studies. *Eur Heart J* 2006;27:2763–74.
 37. Case SM, Sawhney M, Stewart JC. Atypical depression and double depression predict new-onset cardiovascular disease in US adults. *Depress Anxiety* 2018;35:10–17.
 38. O'Neil A, Fisher AJ, Kibbey KJ *et al*. Depression is a risk factor for incident coronary heart disease in women: an 18-year longitudinal study. *J Affect Disord* 2016;196:117–24.
 39. Shah AJ, Ghasemzadeh N, Zaragoza-Macias E *et al*. Sex and age differences in the association of depression with obstructive coronary artery disease and adverse cardiovascular events. *J Am Heart Assoc* 2014;3:e000741.
 40. Xiang X, An R. Depression and onset of cardiovascular disease in the US middle-aged and older adults. *Aging Ment Health* 2015;19:1084–92.
 41. Khandaker GM, Zuber V, Rees JMB *et al*. Shared mechanisms between coronary heart disease and depression: findings from a large UK general population-based cohort. *Mol Psychiatry* 2020;25:1477–86.

42. Hemmingsson E, Johansson K, Reynisdottir S. Effects of childhood abuse on adult obesity: a systematic review and meta-analysis. *Obes Rev* 2014;15:882–93.
43. Hughes K, Bellis MA, Hardcastle KA *et al*. The effect of multiple adverse childhood experiences on health: a systematic review and meta-analysis. *Lancet Public Health* 2017;2:e356–66.
44. Riaz H, Khan MS, Siddiqi TJ *et al*. Association between obesity and cardiovascular outcomes: a systematic review and meta-analysis of Mendelian randomization studies. *JAMA Netw Open* 2018;1:e183788.
45. Khan SS, Ning H, Wilkins JT *et al*. Association of body mass index with lifetime risk of cardiovascular disease and compression of morbidity. *JAMA Cardiol* 2018;3:280–87.
46. Wilson PWF, D'Agostino RB, Sullivan L, Parise H, Kannel WB. Overweight and obesity as determinants of cardiovascular risk—the Framingham experience. *Arch Intern Med* 2002;162:1867–72.
47. Osborn M, Widom CS. Do documented records and retrospective reports of childhood maltreatment similarly predict chronic inflammation? *Psychol Med* 2020;50:2406–15.
48. Taylor SE, Lehman BJ, Kiefe CI, Seeman TE. Relationship of early life stress and psychological functioning to adult C-reactive protein in the coronary artery risk development in young adults study. *Biol Psychiatry* 2006;60:819–24.
49. Bertone-Johnson ER, Whitcomb BW, Missmer SA, Karlson EW, Rich-Edwards JW. Inflammation and early-life abuse in women. *Am J Prev Med* 2012;43:611–20.
50. Petrov ME, Davis MC, Belyea MJ, Zautra AJ. Linking childhood abuse and hypertension: sleep disturbance and inflammation as mediators. *J Behav Med* 2016;39:716–26.
51. Wensley F, Gao P, Burgess S *et al*. Association between C reactive protein and coronary heart disease: Mendelian randomisation analysis based on individual participant data. *BMJ* 2011;342:d548.
52. Rosa M, Chignon A, Li Z *et al*. A Mendelian randomization study of IL6 signaling in cardiovascular diseases, immune-related disorders and longevity. *NPJ Genom Med* 2019;4:23
53. Palmos AB, Watson S, Hughes T *et al*. Associations between childhood maltreatment and inflammatory markers. *BJPsych Open* 2019;5:e3.
54. Strine TW, Edwards VJ, Dube SR *et al*. The mediating sex-specific effect of psychological distress on the relationship between adverse childhood experiences and current smoking among adults. *Subst Abuse Treat Prev Policy* 2012;7:30.
55. Affifi TO, Sareen J, Fortier J *et al*. Child maltreatment and eating disorders among men and women in adulthood: results from a nationally representative United States sample. *Int J Eat Disord* 2017;50:1281–96.
56. Gowing LR, Ali RL, Allsop S *et al*. Global statistics on addictive behaviours: 2014 status report. *Addiction* 2015;110:904–19.
57. Fuller-Thomson E, Filippelli J, Lue-Crisostomo CA. Gender-specific association between childhood adversities and smoking in adulthood: findings from a population-based study. *Public Health* 2013;127:449–60.
58. Baldwin JR, Reuben A, Newbury JB, Danese A. Agreement between prospective and retrospective measures of childhood maltreatment: a systematic review and meta-analysis. *JAMA Psychiatry* 2019;76:584–93.
59. Fergusson DM, Horwood LJ, Woodward LJ. The stability of child abuse reports: a longitudinal study of the reporting behaviour of young adults. *Psychol Med* 2000;30:529–44.
60. Reuben A, Moffitt TE, Caspi A *et al*. Lest we forget: comparing retrospective and prospective assessments of adverse childhood experiences in the prediction of adult health. *J Child Psychol Psychiatr* 2016;57:1103–12.
61. Colman I, Kingsbury M, Garad Y *et al*. Consistency in adult reporting of adverse childhood experiences. *Psychol Med* 2016;46:543–49.
62. VanderWeele TJ, Valeri L, Ogburn EL. The role of measurement error and misclassification in mediation analysis: mediation and measurement error. *Epidemiology* 2012;23:561–64.
63. Font SA, Maguire-Jack K. Pathways from childhood abuse and other adversities to adult health risks: the role of adult socioeconomic conditions. *Child Abuse Negl* 2016;51:390–99.
64. VanderWeele TJ. *Explanation in Causal Inference: Methods for Mediation and Interaction*. New York, NY: Oxford University Press, 2015.
65. Fry A, Littlejohns TJ, Sudlow C *et al*. Comparison of sociodemographic and health-related characteristics of UK Biobank participants with those of the general population. *Am J Epidemiol* 2017;186:1026–34.
66. Munafò MR, Tilling K, Taylor AE, Evans DM, Davey Smith G. Collider scope: when selection bias can substantially influence observed associations. *Int J Epidemiol* 2018;47:226–35.