



## Research Paper

## Leaching of rare earth elements and base metals from spent NiMH batteries using gluconate and its potential bio-oxidation products

Payam Rasoulnia<sup>\*</sup>, Robert Barthen, Jaakko A. Puhakka, Aino-Maija Lakaniemi<sup>1</sup>

Tampere University, Faculty of Engineering and Natural Sciences, P.O. Box 541, FI-33104 Tampere, Finland



## ARTICLE INFO

Editor: Dr. R. Debora

## Keywords:

Gluconate  
Leaching  
2-ketogluconate  
5-ketogluconate  
REE recycling

## ABSTRACT

Gluconate is known to mediate metal leaching. However, during bioleaching by e.g., *Gluconobacter oxydans*, gluconate can be oxidized to 2-ketogluconate and 5-ketogluconate. The impact of bio-oxidation of gluconate on metal leaching has not been investigated. Therefore, the aim of this study was to investigate leaching of rare earth elements (REEs) and base metals from spent nickel-metal-hydride (NiMH) batteries using gluconate, 2-ketogluconate and 5-ketogluconate. Batch leaching assays were conducted under controlled and uncontrolled pH conditions for 14 days using 60 mM of either the individual leaching agents or their various combinations. At target pH of  $6.0 \pm 0.1$  and  $9.0 \pm 0.1$  and without pH control, complexolysis was the dominating leaching mechanism and higher REE leaching efficiency was obtained with gluconate, while 5-ketogluconate enabled more efficient base metal leaching. At target pH of  $3.0 \pm 0.1$ , acidolysis dominated, and the base metal and REE leaching yields with all the tested leaching agents were higher than under the other studied pH conditions. The highest base metal and REE leaching yields (%) were obtained using gluconate at target pH of  $3.0 \pm 0.1$  being 100.0 Mn, 90.3 Fe, 89.5 Co, 58.5 Ni, 24.0 Cu, 29.3 Zn and 56.1 total REEs. The obtained results are useful in optimization of heterotrophic bioleaching.

## 1. Introduction

Rare earth elements (REEs) are critical materials of high economic importance with high risk of supply disruption (Barteková and Kemp, 2016). In order to overcome the environmental and supply challenges related to REEs extraction from virgin ores, recycling end-of-life products such as spent nickel-metal-hydride (NiMH) batteries is of great importance (Omodara et al., 2019), as e.g. spent NiMH batteries are important secondary sources of a variety of REEs and base metals such as Ni, Co and Mn (Innocenzi and Vegliò, 2012; Meshram et al., 2016). Together with the worldwide growth of electronic devices, the amount of spent NiMH batteries is expected to rise significantly in the coming years (Innocenzi et al., 2017; Rodrigues and Mansur, 2010). If disposed untreated, spent NiMH batteries are a hazardous waste material due to their high metal content (Innocenzi et al., 2017). However, the current physico-chemical methods for recycling spent NiMH batteries are complex, energy intensive, costly and inefficient at simultaneous recovery of base metals and REEs (Su et al., 2020; Zhang et al., 2020). Previous leaching studies on spent NiMH batteries have been focusing on the use

of inorganic acids with high temperatures (Innocenzi et al., 2017; Zielinski et al., 2020), while metal leaching using organic acids under mild operational conditions can offer several advantages such as being more cost-efficient and less harmful to the environment, as well as enhancing overall dissolution through contribution of complexation promoted leaching mechanism in addition to proton mediated dissolution (Brisson et al., 2016; Lazo et al., 2017).

Heterotrophic microorganisms are capable of production of a variety of organic acids using organic carbon sources such as glucose (Hopfe et al., 2018; Rasoulnia et al., 2020). One example of a heterotrophic organism shown to be capable of leaching REEs from secondary metal sources such as fluid catalytic cracking (FCC) catalysts is *Gluconobacter oxydans* (Reed et al., 2016; Thompson et al., 2018). *G. oxydans* produces gluconate via oxidation of glucose using membrane-bound glucose dehydrogenase and the produced gluconate can be further oxidized to 2-ketogluconate and 5-ketogluconate during bacterial cultivation (Gupta et al., 2001; Hölscher et al., 2009). Other microorganisms such as *Pseudomonas aeruginosa*, *Pseudomonas putida* and *Enterobacter intermedium* have been also studied for production of gluconate and/or

<sup>\*</sup> Corresponding author.

E-mail address: [payam.rasoulnia@tuni.fi](mailto:payam.rasoulnia@tuni.fi) (P. Rasoulnia).

<sup>1</sup> Present address: Neste Oyj, Technology Centre, Kilpilahti, P.O. Box 310, FI-06101 Porvoo, Finland.

ketogluconates for metal solubilization from various sources, however these studies did not systematically compare the leaching efficiency of the individual compounds (Hassanien et al., 2014; Hwangbo et al., 2003; McKenzie et al., 1987; Shin et al., 2015). Depending on the cultivation conditions, different ratios of gluconate and its keto-derivatives may exist in the culture supernatants of these microorganisms. Gluconate is a monocarboxylic compound and possesses five hydroxyl groups. In both 2-ketogluconate and 5-ketogluconate, one of these hydroxyl groups has been oxidized to a keto group (Fig. 1) (Nelson and Essington, 2005; Zhang et al., 2009). Furthermore, these three compounds show different acidities; gluconate, 2-ketogluconate and 5-ketogluconate have  $pK_a$  values of 3.41, 2.66 (Kim et al., 2002) and 3.24 (calculated value based on ChemAxon, as experimental value is not available), respectively. As a result of the differing structural properties, metal complexation and mobilization capabilities of these organic leaching agents may also differ.

The effects that bio-oxidation of gluconate to its keto-derivatives has on the leaching of either REEs or base metals from any type of metal source has not been previously studied, although this may have significant impact on the leaching efficiency. Therefore, in the present study, a set of batch leaching experiments using gluconate, 2-ketogluconate, 5-ketogluconate and their various combinations under controlled and uncontrolled pH conditions was performed to address the following research questions:

- (1) How do gluconate and its bio-oxidation products 2-ketogluconate and 5-ketogluconate affect REE and base metal leaching from spent NiMH batteries?
- (2) Do the structural differences of the different leaching agents influence their metal dissolution capability?
- (3) How does metal leaching capability of the different leaching agents vary with pH?
- (4) How do complexation and proton promoted leaching mechanisms contribute to metal dissolution under different pH conditions and what are the attainable leaching yields?

Furthermore, practical implication for developing a bioleaching process using *G. oxydans* as an example microorganism with the capability of oxidizing gluconate was discussed.

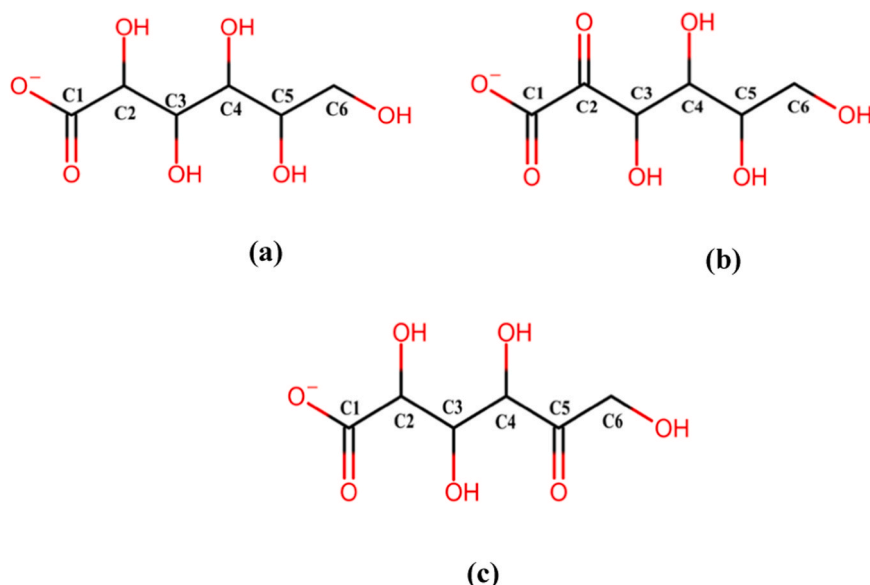


Fig. 1. Molecular structures of (a) gluconate, (b) 2-ketogluconate, (c) 5-ketogluconate (functional groups in red).

## 2. Materials and methods

### 2.1. Elemental composition of the spent NiMH battery powder

The spent NiMH battery powder was provided by AkkuSer Oy, a battery recycling company located in Finland. Prior to use in the leaching experiments, the sample was thoroughly mixed and sieved to a grain size of less than 630  $\mu\text{m}$ . In order to determine the elemental composition, the sample was digested using aqua regia solution, composed of a 4 to 1 volume ratio of concentrated HCl and  $\text{HNO}_3$ . The weight percentages of the main elements present in the spent NiMH battery were as demonstrated in Fig. 2a. Among the REEs, La (10 wt%), Ce (6 wt%) and Nd (3 wt%) were the most abundant elements (Fig. 2b). Furthermore, the sample contained  $29.3 \pm 3.3$ ,  $0.7 \pm 0.2$  and  $5.0 \pm 0.7$  wt% of C, H and N, respectively.

### 2.2. Leaching of spent NiMH battery

Chemical leaching of base metals and REEs from spent NiMH batteries were studied using D-gluconic acid sodium salt, 2-keto-D-gluconic acid hemicalcium salt and 5-keto-D-gluconic acid potassium salt (Sigma-Aldrich). The leaching experiments were carried out in 50 ml polypropylene tubes containing 20 ml of the solutions with 1% (wt/v) pulp density of the spent NiMH battery powder at  $27 \pm 1$  °C and 150 rpm for 14 days. In the leaching experiments without pH adjustment, individual salts and their various combinations were used at a total concentration of 60 mM (Table 1). Furthermore, the effect of pH on metal leaching using each organic leaching agent was studied by adjusting pH at three different levels of  $3.0 \pm 0.1$ ,  $6.0 \pm 0.1$  and  $9.0 \pm 0.1$ , keeping the leaching agent concentration at 60 mM (Table 1). The pH was adjusted to the target range every 2–4 days using nitric acid or sodium hydroxide. Control samples were prepared using 1% (wt/v) pulp density of the spent NiMH battery powder and ultrapure water without any of the leaching agents.

### 2.3. Analytical methods

The pH was measured using a pH meter (3110, WTW, Germany) equipped with a Hamilton Slimtrode electrode. The concentrations of the metals in the leaching liquors were measured using inductively coupled plasma mass spectrometry (iCAP RQ ICP-MS, Thermo Scientific, USA) from samples filtered through 0.45  $\mu\text{m}$  disposable syringe filters

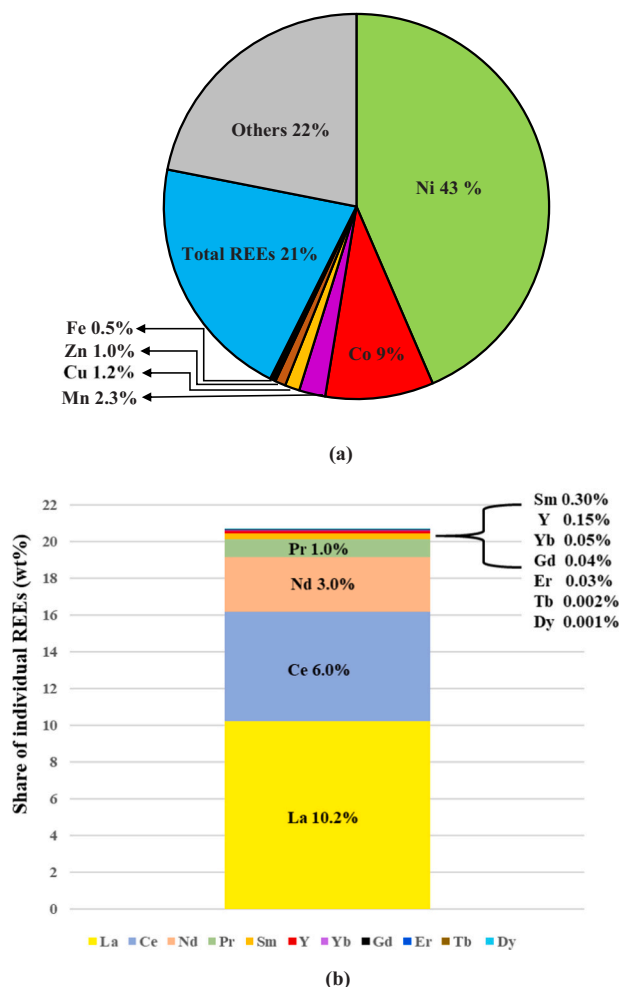


Fig. 2. Spent NiMH battery composition (wt%): (a) the share of base metals and total REEs, and (b) the share of individual REEs from the overall sample.

Table 1

Leaching solutions and the pH conditions used in this study.

Leaching solution (mM)	pH	Abbreviation
Na-gluconate (60)	uncontrolled	glu
$1/2$ Ca – 2-ketogluconate (60)	uncontrolled	2keto
K-5-ketogluconate (60)	uncontrolled	5keto
Na-gluconate (30) + $1/2$ Ca – 2-ketogluconate (30)	uncontrolled	glu-2keto
Na-gluconate (30) + K-5-ketogluconate (30)	uncontrolled	glu-5keto
$1/2$ Ca – 2-ketogluconate (30) + K-5-ketogluconate (30)	uncontrolled	2keto-5keto
Na-gluconate (20) + $1/2$ Ca – 2-ketogluconate (20) + K-5-ketogluconate (20)	uncontrolled	glu-2keto-5keto
Na-gluconate (60)	$3.0 \pm 0.1$	glu-pH3
$1/2$ Ca – 2-ketogluconate (60)	$3.0 \pm 0.1$	2keto-pH3
K-5-ketogluconate (60)	$3.0 \pm 0.1$	5keto-pH3
Na-gluconate (60)	$6.0 \pm 0.1$	glu-pH6
$1/2$ Ca – 2-ketogluconate (60)	$6.0 \pm 0.1$	2keto-pH6
K-5-ketogluconate (60)	$6.0 \pm 0.1$	5keto-pH6
Na-gluconate (60)	$9.0 \pm 0.1$	glu-pH9
$1/2$ Ca – 2-ketogluconate (60)	$9.0 \pm 0.1$	2keto-pH9
K-5-ketogluconate (60)	$9.0 \pm 0.1$	5keto-pH9

(CHROMAFIL® Xtra PET-45/25, Germany) and diluted 100-fold using 2% ultrapure nitric acid. Rhodium and germanium were employed as internal standards and to decrease interferences during measurements, ICP-MS analyses were conducted in kinetic energy discrimination mode. A Flash Smart elemental analyzer (Flash 2000, Thermo Scientific, USA)

equipped with a thermal conductivity detector was utilized to determine the carbon, hydrogen and nitrogen content of the spent NiMH battery sample. Helium at a flow rate of 140 ml/min was used as carrier gas. Oven and furnace temperature were  $65\text{ }^{\circ}\text{C}$  and  $950\text{ }^{\circ}\text{C}$ , respectively. Cystine was used as standard for the measurements.

### 3. Results

#### 3.1. Leaching of base metals and REEs under uncontrolled pH conditions

In the first part of this study, chemical leaching of spent NiMH batteries was performed without pH control using either individual solutions of gluconate, 2-ketogluconate, and 5-ketogluconate or their various combinations. Among the studied leaching agents, 5-ketogluconate resulted in the highest pH decrease from  $9.7 \pm 0.3$  to  $5.3 \pm 0.2$  during the 14-day leaching. With 2-ketogluconate and gluconate solutions, the pH reduced from  $8.9 \pm 0.2$  to  $7.5 \pm 0.2$  and from  $10.2 \pm 0.2$  to  $9.6 \pm 0.2$ , respectively (Fig. 3a). Thus, with gluconate the pH remained higher than with the ketogluconates during the whole leaching period. The pH changes with the mixtures of the tested organic acid salts were within the ranges observed with the individual compounds (Fig. 3b). The pH of the ultrapure water controls decreased from  $10.5 \pm 0.2$  to  $10.2 \pm 0.2$  within 14 days (Fig. 3b). The pH of the control samples as well as the initial pH values in the leaching experiments revealed the alkaline nature of the spent NiMH batteries.

Based on the analyzed base metal and REE dissolution yields, 5-ketogluconate mobilized base metals more efficiently from the spent NiMH battery powder than the other two leaching agents, whereas gluconate resulted in higher REE extraction yields (Fig. 4a and b). After 14 days, 5-ketogluconate resulted in dissolution of 10.0% Mn, 7.0% Co, 1.0% Ni, 12.5% Cu and 5.5% Zn. The Cu leaching yields with 2-ketogluconate and gluconate were 19.5% and 8.5%, while the leaching yields of Mn, Co and Ni remained below 1.5% and 1.0%, respectively (Fig. 4a). Gluconate was the most efficient leaching agent at dissolving REEs with yields of 35.0% Y, 2.0% La, 3.0% Ce, 2.5% Pr, 3.0% Nd, 2.5% Sm, 3.5% Gd, 14.0% Er and 13.5% Yb (average total REE yield of 8.8%). The REE leaching yields with 5-ketogluconate remained below 3.0% except for Y, the yield of which was 6.5%. Similarly, REE leaching yields of less than 1.5% (except 3.5% for Y) were obtained with 2-ketogluconate (Fig. 4b).

Fig. 4c and d show the base metal and REE dissolution yields obtained with various combinations of the organic acid salts. The mixture of gluconate and 2-ketogluconate (glu-2keto), resulted in the lowest base metal leaching yields (Fig. 4c). In the case of REEs, the mixture of gluconate and 5-ketogluconate (glu-5keto) enabled a higher leaching yield compared to the other combinations (Fig. 4d). This was consistent with the obtained REE leaching yields by the individual organic acid salts: gluconate > 5-ketogluconate > 2-ketogluconate. The considerably lower REE and base metal leaching yields of ultrapure water controls confirmed that the interaction between the organic leaching agent and the metals within the spent NiMH battery were responsible for the observed chemical leaching of elements.

#### 3.2. Leaching of base metals and REEs under controlled pH conditions

The effects of the different leaching agents on metal dissolution were further studied under controlled pH conditions using individual solutions of gluconate, 2-ketogluconate and 5-ketogluconate and by regularly adjusting pH to target values of  $3.0 \pm 0.1$ ,  $6.0 \pm 0.1$  or  $9.0 \pm 0.1$ . At target pH of  $9.0 \pm 0.1$ , the pH of gluconate leaching solution remained almost stable at the target level, while with 2-ketogluconate and 5-ketogluconate the pH decreased to as low as  $7.5 \pm 0.2$  and  $6.3 \pm 0.1$ , respectively (Fig. 5). When the target pH was  $6.0 \pm 0.1$ , leaching with gluconate and 2-ketogluconate resulted in similar pH changes from  $6.0 \pm 0.1$  to  $7.0 \pm 0.1$ , while with 5-ketogluconate pH varied from  $6.0 \pm 0.1$  to  $5.0 \pm 0.1$ . At target pH of  $3.0 \pm 0.1$ , the pH varied similarly from  $3.0 \pm 0.2$  to  $5.5 \pm 0.3$  with gluconate and 2-ketogluconate, while

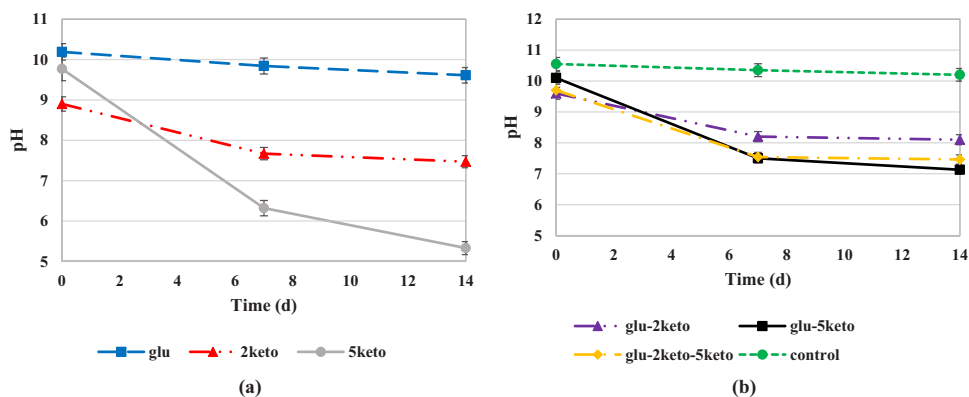


Fig. 3. Changes of pH during chemical leaching of spent NiMH batteries without pH control using (a) individual solutions of gluconate, 2-ketogluconate, 5-ketogluconate, (b) their various combinations or ultrapure H<sub>2</sub>O (as control).

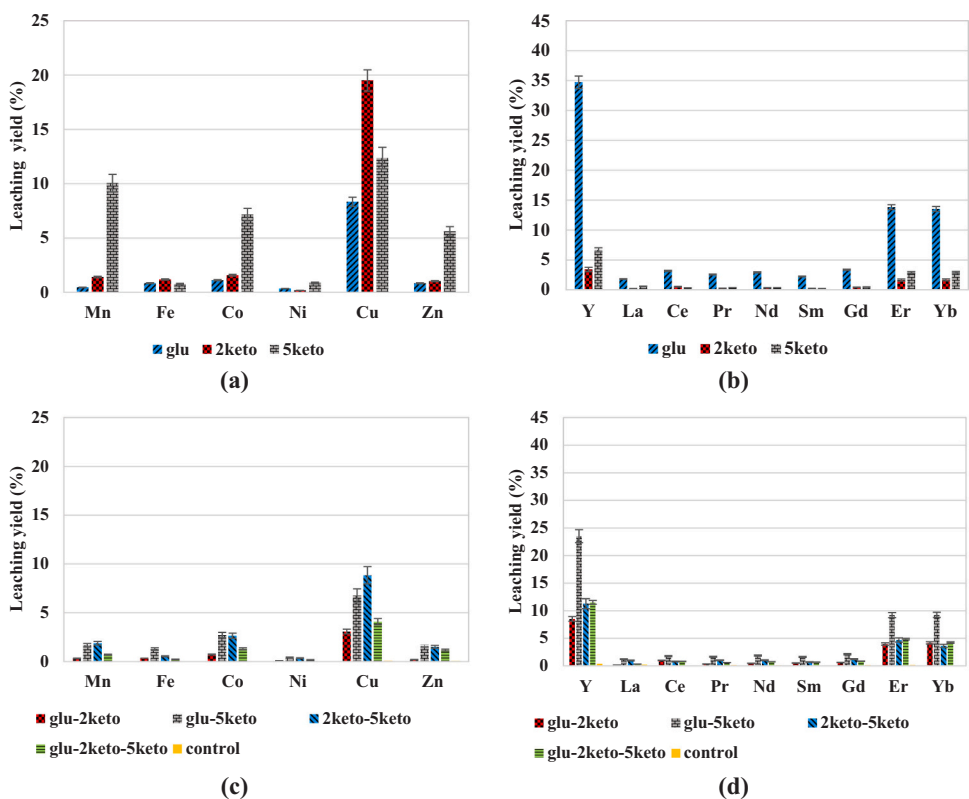


Fig. 4. Chemical dissolution of base metals and REEs from spent NiMH batteries without pH control using (a, b) individual solutions of gluconate, 2-ketogluconate, 5-ketogluconate, (c, d) their various combinations, or H<sub>2</sub>O (as control).

with 5-ketogluconate the pH stabilized close to pH  $3.0 \pm 0.2$  after 5 days (Fig. 5a).

At both target pH of  $6.0 \pm 0.1$  and  $9.0 \pm 0.1$ , gluconate and 2-ketogluconate showed no superiority over each other for base metal leaching (Fig. 6b, c). However, at target pH of  $6.0 \pm 0.1$ , 2-ketogluconate enabled higher leaching efficiencies for Cu (21.9%) and Zn (8.7%) than gluconate and 5-ketogluconate. Leaching experiments of the spent NiMH batteries at target pH of  $6.0 \pm 0.1$  and  $9.0 \pm 0.1$  revealed that similar to the experiments without pH control, base metals were more efficiently dissolved using 5-ketogluconate. Moreover, comparison of the obtained dissolution yields with the different leaching agents at target pH of  $6.0 \pm 0.1$  and  $9.0 \pm 0.1$  revealed that the base metal leaching yields were lower under the more alkaline pH conditions. Among all the tested leaching agents at target pH of  $6.0 \pm 0.1$  and  $9.0 \pm 0.1$ , 5-ketogluconate at target pH of  $6.0 \pm 0.1$  enabled the highest base metal leaching yields:

10.8% Mn, 0.7% Fe, 8.5% Co, 1.0% Ni, 17.3% Cu and 5.8% Zn. Further decrease of pH to the acidic target pH of  $3.0 \pm 0.1$  led to a considerable increase in the base metal leaching yields with all the studied leaching agents, revealing the significant role of proton promoted metal dissolution. The highest base metal leaching yields at target pH  $3.0 \pm 0.1$  were obtained using gluconate and were: 100.0% Mn, 90.3% Fe, 89.5% Co, 58.5% Ni, 24.0% Cu and 29.3% Zn (Fig. 6a). However, the Cu leaching yield with gluconate at target pH of  $3.0 \pm 0.1$  was lower than with both 2-ketogluconate and 5-ketogluconate. This result was in contrast to the leaching behavior of all the other elements at this pH, but the reason remains unknown.

At all studied pH conditions, gluconate showed higher REE leaching yields compared to 2-ketogluconate and 5-ketogluconate (Fig. 7a-c). The obtained REE leaching yields at target pH of  $6.0 \pm 0.1$  were in the order of gluconate > 2-ketogluconate > 5-ketogluconate, while at target pH of

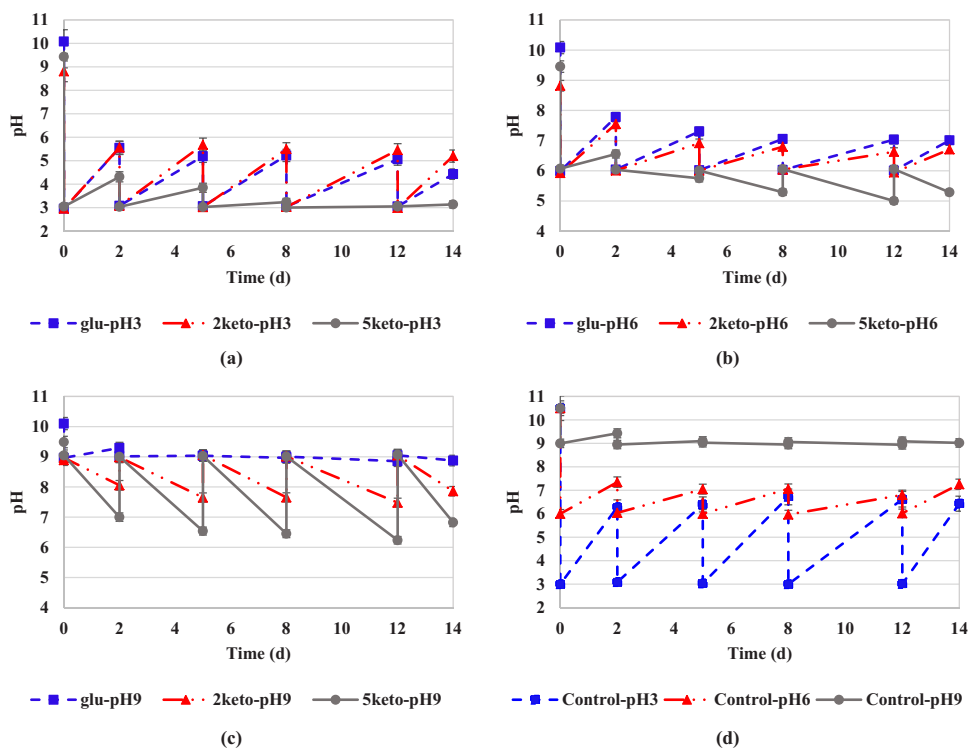


Fig. 5. Fluctuations in pH during chemical leaching experiments aiming to control pH at target levels of (a) pH  $3.0 \pm 0.1$ , (b) pH  $6.0 \pm 0.1$ , (c) pH  $9.0 \pm 0.1$  using individual solutions of gluconate, 2-ketogluconate, 5-ketogluconate; and (d) H<sub>2</sub>O (as control).

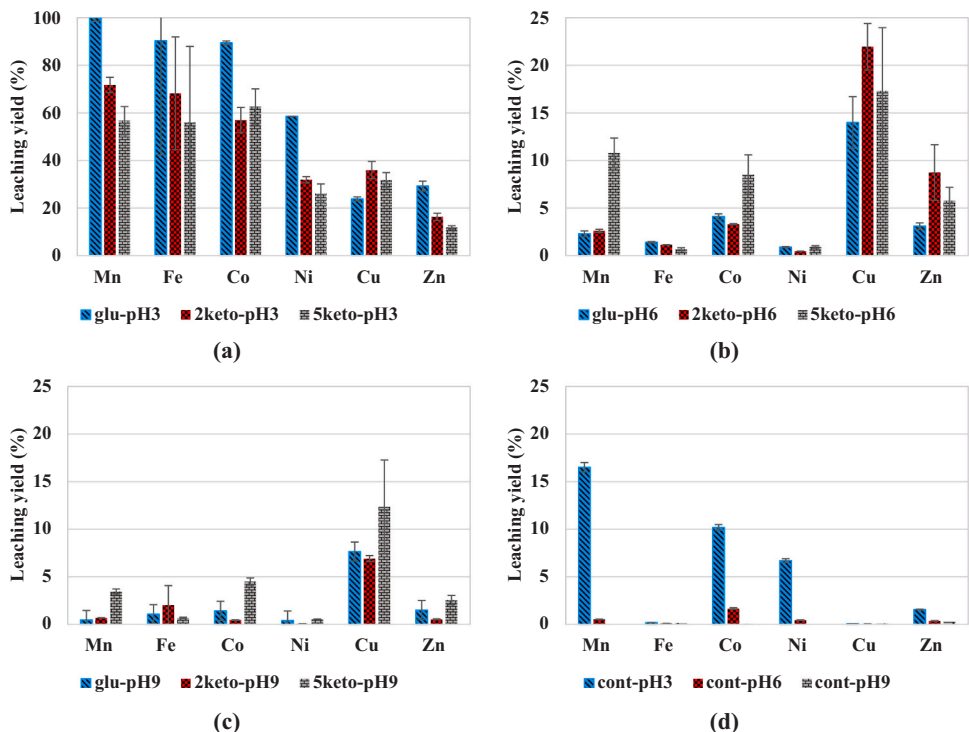


Fig. 6. Chemical leaching of base metals from spent NiMH battery powder using individual solutions of gluconate, 2-ketogluconate and 5-ketogluconate (a) at target pH  $3.0 \pm 0.1$ , (b)  $6.0 \pm 0.1$ , (c)  $9.0 \pm 0.1$ , and (d) in the H<sub>2</sub>O controls at the different target pH values.

9.0  $\pm$  0.1 the order was: gluconate > 5-ketogluconate > 2-ketogluconate. Comparison of the obtained REE leaching yields by gluconate at the different pH levels demonstrated that with decreasing pH, the leaching efficiencies were increased considerably. The average total REE

leaching yields at target pH of 9.0  $\pm$  0.1, 6.0  $\pm$  0.1 and 3.0  $\pm$  0.1 were 7.8%, 11.5% and 56.1% respectively. The REE and base metal leaching yields obtained with H<sub>2</sub>O controls revealed that dissolution increased with pH decrease and confirmed the significant role of the organic



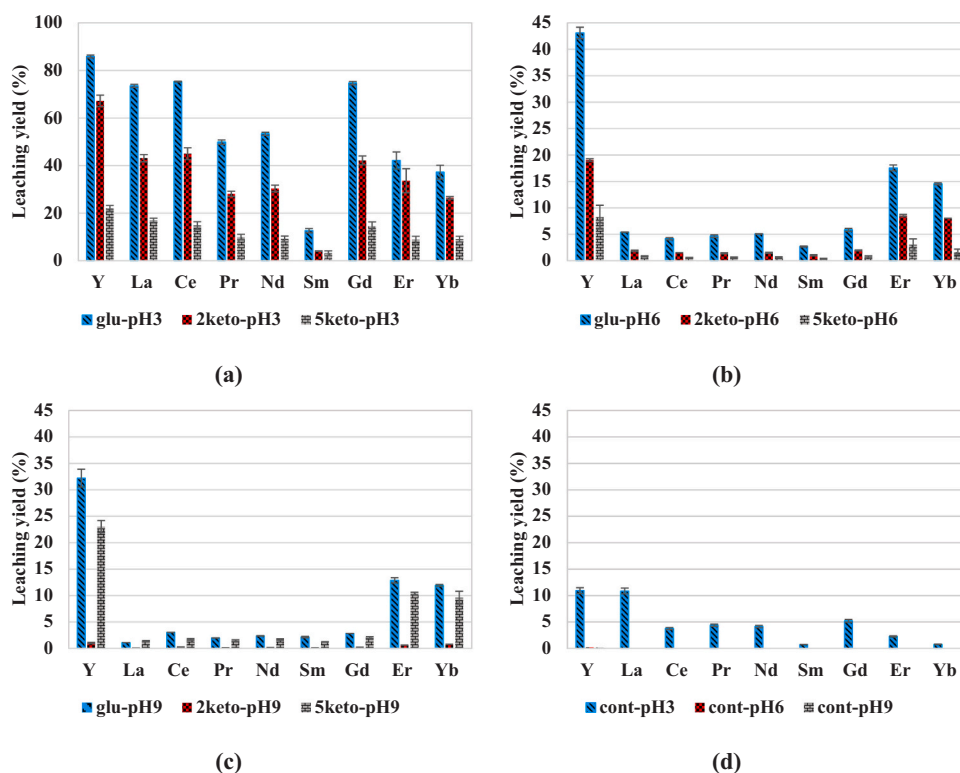


Fig. 7. Chemical leaching of REEs from spent NiMH battery powder using individual solutions of gluconate, 2-ketogluconate and 5-ketogluconate (a) at target pH  $3.0 \pm 0.1$ , (b)  $6.0 \pm 0.1$ , (c)  $9.0 \pm 0.1$ , and (d) in the  $H_2O$  controls at the different target pH values.

leaching agents at leaching of different elements from the spent NiMH batteries (Figs. 6d and 7d).

#### 4. Discussion

This study revealed the potential impacts of bio-oxidation of gluconate to its keto derivatives on REE and base metal leaching from spent NiMH batteries. Gluconate at target pH of  $3.0 \pm 0.1$  resulted in the highest overall REE and base metal leaching yields. While the use of gluconate resulted in higher REE leaching yields than its keto-derivatives under all the studied pH conditions, use of 5-ketogluconate enabled higher base metal leaching than gluconate and 2-ketogluconate at target pH  $6.0 \pm 0.1$  and above. Depending on pH and type of the organic acid (gluconate and its keto-derivatives), the REE and base metal leaching behaviors differed. Thus, practical implication of this phenomenon was evaluated for a situation where bioleaching would be conducted using a microorganism with the capability of producing and further oxidizing gluconate, e.g. *G. oxydans*.

##### 4.1. Effect of the leaching pH

The lower the  $pK_a$  value of the acid, the stronger the acid is (Qin et al., 2018). The observed initial pH of the respective leaching solutions which contained the same concentration of the organic acid and the spent NiMH battery material are consistent with the  $pK_a$  values of the leaching agents. The initial pH of spent NiMH battery containing solutions of gluconate, 2-ketogluconate and 5-ketogluconate were  $10.2 \pm 0.2$ ,  $8.9 \pm 0.2$  and  $9.8 \pm 0.3$  respectively (Fig. 3a), while the  $pK_a$  values of gluconate, 2-ketogluconate and 5-ketogluconate are 3.41, 2.66 (Kim et al., 2002) and 3.24 (calculated value based on ChemAxon, as experimental value is not available), respectively. During leaching without pH control, the pH of the solution containing gluconate with a higher  $pK_a$  value, remained higher than the pH of solutions containing its keto-derivatives. In case of 2-ketogluconate and 5-ketogluconate,

unlike the initial pH values, the final pH did not correspond with the  $pK_a$  values, as leaching with 5-ketogluconate, despite having a higher  $pK_a$ , resulted in a lower final pH compared to 2-ketogluconate. This indicates that the final pH of the solution results not only from the properties of the applied leaching agent but also the elements dissolved from the leached material.

The leaching pH also affects the dominating leaching mechanism (Rasoulnia et al., 2020). Metal dissolution by organic molecules may proceed via complexolysis or acidolysis (Glombitza and Reichel, 2013; Rasoulnia et al., 2020). Both leaching mechanisms are competing reactions and a deprotonated molecule may interact differently with the metal than when the metal still has to displace the proton from the carboxylic group. Leaching under controlled pH conditions, enabled to assess the contribution of complexation and protonation promoted leaching mechanisms. Leaching at target pH of  $6.0 \pm 0.1$  and  $9.0 \pm 0.1$  enabled comparison of complexation-based leaching with the three organic leaching agents, as these pH values were higher than the  $pK_a$  values of the leaching agents. Leaching at target pH of  $3.0 \pm 0.1$ , which is in the same range as the  $pK_a$  values of the applied organic acids, enabled to evaluate the contribution of protonation of the organic acids to metal dissolution. The leaching results from the  $H_2O$  controls (Figs. 6d and 7d) clearly demonstrate the pH effect in leaching and show that acidolysis at target pH of  $3.0 \pm 0.1$  is an important mechanism in NiMH battery dissolution, while at target pH values of  $6.0 \pm 0.1$  and  $9.0 \pm 0.1$  proton concentration seems to be too low to promote the dissolution of large amount of metals within the investigated time period.

##### 4.2. The roles of organic acids in metal dissolution

While leaching with  $H_2O$  showed some dissolution at target pH  $3.0 \pm 0.1$  and barely any dissolution at target pH values of  $6.0 \pm 0.1$  and  $9.0 \pm 0.1$ , the addition of any of the three studied organic leaching agents led to a distinct increase in both base metal and REE leaching at all investigated pH values. This indicated a strong contribution of

complexation to the overall dissolution. However, the dominant mechanism (proton or complexation driven mechanism) depends on the type of leaching agent, the metal bearing source, pH and the target element (Rasoulnia et al., 2020). For a schematic representation of general processes during organic acid mediated REE leaching please see Rasoulnia et al. (2020). While interactions of nitrate (added for pH adjustment) with the battery powder cannot be ruled out completely, it is doubtful that nitrate contributed greatly to the dissolution as nitrate, unlike gluconate, forms only weak complexes with the metals (e.g.,  $\text{REE}^{3+} + \text{NO}_3^- \leftrightarrow \text{REE}(\text{NO}_3)^{2+}$   $\log K = 0.6-0.8$  vs  $\text{REE}^{3+} + 2(\text{C}_6\text{H}_{11}\text{O}_7)^- \leftrightarrow \text{REE}(\text{C}_6\text{H}_{11}\text{O}_7)_2^-$   $\log K = 4.25-4.78$ ) (Martell and Smith, 1977; Smith and Martell, 1976). For a review see Rasoulnia et al. (2020).

With decreasing pH and increasing protonation of the organic leaching agents, complexation promoted dissolution is suppressed (Furrer and Stumm, 1986). However, the relative contribution of complexolysis and acidolysis to the overall dissolution process is different for each leaching agent. When gluconate and 2-ketogluconate were used, base metal and REE leaching yields increased when pH was decreased, while in the case of 5-ketogluconate, REE leaching yields were lower at  $\text{pH } 6.0 \pm 0.1$  than at  $9.0 \pm 0.1$ . This may indicate that for 5-ketogluconate, the dissolution enhancement due to higher proton availability caused by pH reduction from  $9.0 \pm 0.1$  to  $6.0 \pm 0.1$  did not compensate for the reduced contribution of complexation to REE dissolution. A further decrease of pH to  $3.0 \pm 0.1$  led to the highest REE and base metal leaching yields for all the studied leaching agents, indicating an increasing contribution of proton promoted dissolution.

Leaching experiments at controlled target pH of  $6.0 \pm 0.1$  and  $9.0 \pm 0.1$  as well as those without pH control consistently showed that gluconate was more efficient in dissolving REEs, while 5-ketogluconate was more effective in leaching of the base metals. The higher REE leaching yields obtained with gluconate compared to the ketogluconates, despite having a higher pH, indicate that gluconate is more effective in forming stable complexes with REEs. The stability of metal complexes depends on the chemical structure of the ligand and its interaction with the metal ions (Ilyas and Lee, 2014; Shin et al., 2015). The stability of the complex increases with the denticity of the ligand (Janiak et al., 2012). Gluconate is comprised of one carboxylic group and five hydroxyl groups which can contribute to complexation. In 2-ketogluconate and 5-ketogluconate, one hydroxyl group is replaced by a keto group at the C2- and C5-position, respectively. It has been shown that in addition to the carboxylate group ( $\text{COO}^-$ ), the C2-OH and C3-OH binding sites of gluconate interact with the REE ions (Giroux et al., 2000; Kutus et al., 2017; Taga et al., 1978; Zhang et al., 2007). Due to the involvement of the C2-OH group in complexation, it can be suspected that complexation behavior changes when this group is replaced by the keto group in 2-ketogluconate. In fact, it has been shown that metal coordination by the hydroxyl group is stronger than by the keto group (Yang et al., 2018). Furthermore, it has been demonstrated that the keto group in 2-ketogluconate positioned at C2 is not involved in complexation of trivalent metal ions of  $\text{Al}^{+3}$  and  $\text{Fe}^{+3}$  (Essington et al., 2005) and this might be relevant for REE complexation as well. In the structure of 5-ketogluconate, however, the carbonyl group is positioned at C5 and thus the C2-OH functional group is available for metal ion interactions as it is the case in gluconate. Therefore, it can be assumed that 5-ketogluconate shows higher complexation capability than 2-ketogluconate, similarly to gluconate. However, to the best of our knowledge, there is no research available discussing the interactions of 5-ketogluconate with metal ions. From our results it can be concluded that both complexation and proton driven process contribute to metal leaching from NiMH batteries using gluconate and its oxidation products. While at target pH of  $3.0 \pm 0.1$  both mechanisms contribute, metal complexation seems to be the main driver for dissolution at target pH of  $6.0 \pm 0.1$  and  $9.0 \pm 0.1$ . As complexation becomes more relevant in the dissolution process, the molecular structures of the leaching agents become more important resulting in higher leaching yields of gluconate and 5-ketogluconate compared to 2-ketogluconate.

#### 4.3. Practical implication for bioleaching of REEs and base metals using *Gluconobacter oxydans*

In order to develop a heterotrophic bioleaching process utilizing e.g. *G. oxydans*, optimization of both biolixiviant production and the leaching step is required. *G. oxydans* produces gluconate via oxidation of glucose and the produced gluconate can be further oxidized to 2-ketogluconate and 5-ketogluconate (Hölscher et al., 2009). As gluconate and its bio-oxidation products 2-ketogluconate and 5-ketogluconate showed different base metal and REE dissolution properties, it is important to recognize the growth conditions which promote production of the desirable leaching agents depending on the target elements for the leaching. Based on our results, under acidic pH conditions, gluconate is the most efficient leaching agent enabling highest dissolution of both base metals and REEs. Under neutral and alkaline pH conditions, gluconate and 5-ketogluconate are the desirable leaching agents for dissolution of REEs and base metals, respectively.

It has been shown that the rate of ketogluconate production is strongly dependent on glucose concentration, pH and the applied buffering agent (Beschkov et al., 1995). When glucose concentration falls below the critical value of 15 mM, the production of ketogluconates has been shown to start (Beschkov et al., 1995; Weenk et al., 1984). The applied pH controlling agent also plays a decisive role in gluconate conversion to the ketogluconates. For example, utilization of  $\text{CaCO}_3$  as buffer leads to accumulation of 5-ketogluconate due to the low solubility of calcium-5-ketogluconate which shifts the reaction equilibrium toward keto-acid production (Beschkov et al., 1995). In addition to the cultivation factors, enhanced production of the desired leaching agent is possible via use of genetically modified microorganisms. For example, selective production of 5-ketogluconate has been obtained by using a genetically engineered *G. oxydans* strain, in which 2-ketogluconate forming membrane-bound gluconate-2-dehydrogenase is inactivated and the gene coding for the enzyme producing 5-ketogluconate is overexpressed (Merfort et al., 2006). While the crucial role of glucose concentration and  $\text{CaCO}_3$  addition to the medium in promotion of production of ketogluconates has been confirmed, there is no consensus for the pH effect and its optimum range (Beschkov et al., 1995; Elfari et al., 2005; Gupta et al., 2001; Weenk et al., 1984). Nevertheless, some studies have reported that pH of 5.0–5.5 favors oxidation of gluconate especially to 5-ketogluconate (Elfari et al., 2005; Weenk et al., 1984). As the optimum pH range for production of the desired leaching agent and metal dissolution might differ, specifying pH in one-step bioleaching, where bacterial growth and metal leaching phases are concurrent, is challenging. In order to overcome this issue, it is recommended to use spent-medium bioleaching process where the biolixiviant production and metal leaching are carried out separately.

High simultaneous leaching of base metals and REEs could be achieved with gluconate at target pH of  $3.0 \pm 0.1$ , whereas potential for selective leaching of base metals over REEs was demonstrated at target pH of  $6.0 \pm 0.1$  with 5-ketogluconate. Thus, a possible approach for selective leaching of REEs and base metals could be application of a two-stage leaching procedure, where in the first stage the base metals are predominantly leached using 5-ketogluconate at  $\text{pH } 6.0 \pm 0.1$  followed by the next stage where REEs are leached using gluconate at acidic pH range. Two separate leaching steps would increase the capital and operating costs of the leaching, but could lead to lower-cost post-leaching metal recovery, as up to 60% of the overall metal production costs are associated with the down-stream separation processes (Thompson et al., 2018).

## 5. Conclusions

This study revealed that due to their structural differences, gluconate and its bio-oxidation products 2-ketogluconate and 5-ketogluconate show different REE and base metal leaching capabilities. The relative contribution of complexolysis and acidolysis to the overall dissolution

process is different for each leaching agent. Gluconate enables higher REE leaching yields than 2-ketogluconate and 5-ketogluconate under all the studied pH conditions, while 5-ketogluconate leaches more base metals compared to the other leaching agents at  $\text{pH} \geq 6.0$ . The highest overall base metal and REE leaching yield can be achieved using gluconate under acidic pH of 3.0. As the optimum pH range for enhanced production of the microbial leaching agents differs from that of the metal leaching, use of spent-medium bioleaching process i.e., separate unit process for biolixiviant production and its use for leaching, is recommended.

### CRedit authorship contribution statement

**Payam Rasoulnia:** Conceptualization, Formal analysis, Investigation, Methodology, Writing - original draft, Writing - review & editing. **Robert Barthen:** Conceptualization, Formal analysis, Methodology, Supervision, Validation, Writing - review & editing. **Jaakko A. Puhakka:** Project administration, Supervision, Validation, Writing - review & editing. **Aino-Maija Lakaniemi:** Conceptualization, Project administration, Supervision, Validation, Writing - review & editing.

### Declaration of Competing Interest

The authors declare that they have no known competing financial interests or personal relationships that could have appeared to influence the work reported in this paper.

### Acknowledgments

The authors acknowledge AkkuSer Oy for providing the spent NiMH battery powder sample. Payam Rasoulnia acknowledges Tampere University Doctoral School for funding this research.

### References

- Barteková, E., Kemp, R., 2016. National strategies for securing a stable supply of rare earths in different world regions. *Resour. Policy* 49, 153–164. <https://doi.org/10.1016/j.resourpol.2016.05.003>.
- Beschkov, V., Velizarov, S., Peeva, L., 1995. Some kinetic aspects and modelling of biotransformation of D-glucose to keto-D-gluconates. *Bioprocess Eng.* 13, 301–305. <https://doi.org/10.1007/BF00369561>.
- Brisson, V.L., Zhuang, W.-Q., Alvarez-Cohen, L., 2016. Bioleaching of rare earth elements from monazite sand. *Biotechnol. Bioeng.* 113, 339–348. <https://doi.org/10.1002/bit.25823>.
- Elfari, M., Christoph, S.H., Merfort, M., Khodaverdi, V., Herrmann, U., 2005. A *Gluconobacter oxydans* mutant converting glucose almost quantitatively to 5-keto-D-gluconic acid 668–674. (<https://doi.org/10.1007/s00253-004-1721-4>).
- Essington, M.E., Nelson, J.B., Holden, W.L., 2005. Gibbsite and Goethite Solubility. *Soil Sci. Soc. Am. J.* 69, 996–1008. <https://doi.org/10.2136/sssaj2004.0287>.
- Furrer, G., Stumm, W., 1986. The coordination chemistry of weathering: I. Dissolution kinetics of  $\delta\text{-Al}_2\text{O}_3$  and BeO. *Geochim. Cosmochim. Acta* 50, 1847–1860. [https://doi.org/10.1016/0016-7037\(86\)90243-7](https://doi.org/10.1016/0016-7037(86)90243-7).
- Giroux, S., Rubini, P., Henry, B., Aury, S., 2000. Complexes of praseodymium(III) with D-gluconic acid. *Polyhedron* 19, 1567–1574. [https://doi.org/10.1016/S0277-5387\(00\)00422-8](https://doi.org/10.1016/S0277-5387(00)00422-8).
- Glombitza, F., Reichel, S., 2013. Metal-Containing Residues from Industry and in the Environment: Geobiotechnological Urban Mining. pp. 49–107. ([https://doi.org/10.1007/10\\_2013\\_254](https://doi.org/10.1007/10_2013_254)).
- Gupta, A., Singh, V.K., Qazi, G.N., Kumar, A., 2001. *Gluconobacter oxydans*: Its biotechnological applications. *J. Mol. Microbiol. Biotechnol.* 3, 445–456.
- Hassanien, W.A.G., Desouky, O.A.N., Hussien, S.S.E., 2014. Bioleaching of some Rare Earth Elements from Egyptian Monazite using *Aspergillus ficuum* and *Pseudomonas aeruginosa*. *Walailak J. Sci. Technol.* 11, 809–823. <https://doi.org/10.2004/wjst.v11i6.481>.
- Hölscher, T., Schleyer, U., Merfort, M., Bringer-Meyer, S., Görisch, H., Sahn, H., 2009. Glucose Oxidation and PQQ-Dependent Dehydrogenases in *Gluconobacter oxydans*. *J. Mol. Microbiol. Biotechnol.* 16, 6–13. <https://doi.org/10.1159/000142890>.
- Hopfe, S., Konsulke, S., Barthen, R., Lehmann, F., Kutschke, S., Pollmann, K., 2018. Screening and selection of technologically applicable microorganisms for recovery of rare earth elements from fluorescent powder. *Waste Manag.* 79, 554–563. <https://doi.org/10.1016/j.wasman.2018.08.030>.
- Hwangbo, H., Park, R.D., Kim, Y.W., Rim, Y.S., Park, K.H., Kim, T.H., Suh, J.S., Kim, K.Y., 2003. 2-Ketogluconic acid production and phosphate solubilization by *Enterobacter intermedius*. *Curr. Microbiol.* 47, 87–92. <https://doi.org/10.1007/s00284-002-3951-y>.
- Ilyas, S., Lee, J., 2014. Biometallurgical recovery of metals from waste electrical and electronic equipment: a review. *ChemBioEng Rev.* 1, 148–169. <https://doi.org/10.1002/cben.201400001>.
- Innocenzi, V., Vegliò, F., 2012. Recovery of rare earths and base metals from spent nickel-metal hydride batteries by sequential sulphuric acid leaching and selective precipitations. *J. Power Sources* 211, 184–191. <https://doi.org/10.1016/j.jpowsour.2012.03.064>.
- Innocenzi, V., Ippolito, N.M., De Michelis, I., Prisciandaro, M., Medici, F., Vegliò, F., 2017. A review of the processes and lab-scale techniques for the treatment of spent rechargeable NiMH batteries. *J. Power Sources* 362, 202–218. <https://doi.org/10.1016/j.jpowsour.2017.07.034>.
- Janiak, C., Meyer, H.-J., Gudat, D., Alsfasser, R., Meyer, H.-J., 2012. *Moderne Anorganische Chemie*, 3rd ed. Walter de Gruyter, Berlin, Germany.
- Kim, K.-Y., Hwangbo, H., Kim, Y.-W., Kim, H.-J., Park, K.-H., Kim, Y.-C., Seoung, K.Y., 2002. Organic acid production and phosphate solubilization by *Enterobacter intermedius* 60–2G. *Korean J. Soil Sci. Fert.* 35, 59–67.
- Kutus, B., Varga, N., Peintler, G., Lupan, A., Attia, A.A.A., Pálkó, I., Sipos, P., 2017. Formation of mono- and binuclear neodymium(III)-gluconate complexes in aqueous solutions in the pH range of 2–8. *Dalt. Trans.* 46, 6049–6058. <https://doi.org/10.1039/c7dt00909g>.
- Lazo, D.E., Dyer, L.G., Alorro, R.D., Browner, R., 2017. Treatment of monazite by organic acids I: solution conversion of rare earths. *Hydrometallurgy* 174, 202–209. <https://doi.org/10.1016/j.hydromet.2017.10.003>.
- Martell, A.E., Smith, R.M., 1977. *Critical Stability Constants - Vol. 3. Other Organic Ligands*. Springer US, Boston, MA. <https://doi.org/10.1007/978-1-4757-1568-2>.
- McKenzie, D.L., Denys, L., Buchanan, A., 1987. The solubilization of nickel, cobalt and iron from laterites by means of organic chelating acids at low pH. *Int. J. Miner. Process* 21, 275–292. [https://doi.org/10.1016/0301-7516\(87\)90059-7](https://doi.org/10.1016/0301-7516(87)90059-7).
- Meshram, P., Pandey, B.D., Mankhand, T.R., 2016. Process optimization and kinetics for leaching of rare earth metals from the spent Ni-metal hydride batteries. *Waste Manag.* 51, 196–203. <https://doi.org/10.1016/j.wasman.2015.12.018>.
- Nelson, J.B., Essington, M.E., 2005. The association constants of  $\text{H}^+$  and  $\text{Ca}^{2+}$  with 2-keto-D-gluconate in aqueous solutions. *J. Solut. Chem.* 34, 789–800. <https://doi.org/10.1007/s10953-005-5116-7>.
- Omodara, L., Pitkäaho, S., Turpeinen, E.M., Saavalainen, P., Oravsjärvi, K., Keiski, R.L., 2019. Recycling and substitution of light rare earth elements, cerium, lanthanum, neodymium, and praseodymium from end-of-life applications - A review. *J. Clean. Prod.* 236, 117573. <https://doi.org/10.1016/j.jclepro.2019.07.048>.
- Qin, J., Enya, O., Lin, C., 2018. Dynamics of Fe, Mn, and Al liberated from contaminated soil by low-molecular-weight organic acids and their effects on the release of soil-borne trace elements. *Appl. Sci.* 8, 2444. <https://doi.org/10.3390/app8122444>.
- Rasoulnia, P., Barthen, R., Lakaniemi, A., 2020. A critical review of bioleaching of rare earth elements: the mechanisms and effect of process parameters. *Crit. Rev. Environ. Sci. Technol.* 0, 1–50. <https://doi.org/10.1080/10643389.2020.1727718>.
- Reed, D.W., Fujita, Y., Daubaras, D.L., Jiao, Y., Thompson, V.S., 2016. Bioleaching of rare earth elements from waste phosphors and cracking catalysts. *Hydrometallurgy* 166, 34–40. <https://doi.org/10.1016/j.hydromet.2016.08.006>.
- Rodrigues, L.E.O.C., Mansur, M.B., 2010. Hydrometallurgical separation of rare earth elements, cobalt and nickel from spent nickel-metal-hydride batteries. *J. Power Sources* 195, 3735–3741. <https://doi.org/10.1016/j.jpowsour.2009.12.071>.
- Merfort, M., Herrmann, U., Bringer-Meyer, S., Sahn, H., 2006. High-yield 5-keto-D-gluconic acid formation is mediated by soluble and membrane-bound gluconate-5-dehydrogenases of *Gluconobacter oxydans*. *Appl. Microbiol. Biotechnol.* 73, 443–451. <https://doi.org/10.1007/s00253-006-0467-6>.
- Shin, D., Kim, J., Kim, B., Jeong, J., Lee, J., 2015. Use of phosphate solubilizing bacteria to leach rare earth elements from monazite-bearing ore. *Minerals* 5, 189–202. <https://doi.org/10.3390/min5020189>.
- Smith, R.M., Martell, A.E., 1976. *Critical Stability Constants - Vol. 4. Inorganic ligands*. Springer US, Boston, MA. <https://doi.org/10.1007/978-1-4757-5506-0>.
- Su, H.F., Tan, F., Lin, J.F., 2020. An integrated approach combines hydrothermal chemical and biological treatment to enhance recycle of rare metals from coal fly ash. *Chem. Eng. J.* 395, 124640. <https://doi.org/10.1016/j.cej.2020.124640>.
- Taga, T., Kuroda, Y., Ohashi, M., 1978. Structures of lanthanoid complexes of glyceric acid, gluconic acid, and lactobionic acid from the lanthanoid-induced  $^1\text{H}$  NMR shifts: pH dependence of the lanthanoid-substrate equilibria. *Bull. Chem. Soc. Japan* 51, 2278–2282. <https://doi.org/10.1246/bcsj.51.2278>.
- Thompson, V.S., Gupta, M., Jin, H., Vahidi, E., Yim, M., Jindra, M.A., Nguyen, V., Fujita, Y., Sutherland, J.W., Jiao, Y., Reed, D.W., 2018. Techno-economic and life cycle analysis for bioleaching rare-earth elements from waste materials. *ACS Sustain. Chem. Eng.* 6, 1602–1609. <https://doi.org/10.1021/acssuschemeng.7b02771>.
- Weenk, G., Olijve, W., Harder, W., 1984. Ketogluconate formation by *Gluconobacter species*. *Appl. Microbiol. Biotechnol.* 400–405.
- Yang, P., Zhou, X.F., Wang, L.L., Li, Q.S., Zhou, T., Chen, Y.K., Zhao, Z.Y., He, B.Y., 2018. Effect of phosphate-solubilizing bacteria on the mobility of insoluble cadmium and metabolic analysis. *Int. J. Environ. Res. Public Health* 15, 1–12. <https://doi.org/10.3390/ijerph15071330>.
- Zhang, D. rui, Chen, H. rui, Nie, Z. yuan, Xia, J. lan, Li, E. ping, Fan, X. lu, Zhang, L., 2020. Extraction of Al and rare earths (Ce, Gd, Sc, Y) from red mud by aerobic and anaerobic bi-stage bioleaching. *In: Chem. Eng. J.*, 401. <https://doi.org/10.1016/j.cej.2020.125914>.
- Zhang, Q., Peng, H., Gao, F., Liu, Y., Cheng, H., Thompson, J., Gao, G.F., 2009. Structural insight into the catalytic mechanism of gluconate 5-dehydrogenase from



- streptococcus suis: crystal structures of the substrate-free and quaternary complex enzymes. *Protein Sci.* 18, 294–303. <https://doi.org/10.1002/pro.32>.
- Zhang, Z., Bottenus, B., Clark, S.B., Tian, G., Zanonato, P., Rao, L., Berkeley, L., 2007. Complexation of gluconic acid with Nd (III) in acidic solutions: A thermodynamic study. *J. Alloys Compd.* 445, 470–476. <https://doi.org/10.1016/j.jallcom.2007.01.034>.
- Zielinski, M., Cassayre, L., Destrac, P., Coppey, N., Garin, G., Biscans, B., 2020. Leaching mechanisms of industrial powders of spent nickel metal hydride batteries in a pilot-scale reactor. *ChemSusChem* 13, 616–628. <https://doi.org/10.1002/cssc.201902640>.