

Bowling Green State University
ScholarWorks@BGSU

National Center for Family and Marriage
Research Family Profiles

Sociology

2021

FP-21-06 Homogamy in U.S. Marriages, 2019

Lisa Carlson

Follow this and additional works at: https://scholarworks.bgsu.edu/ncfmr_family_profiles



Part of the Family, Life Course, and Society Commons

Family Profile No. 6, 2021

Homogamy in U.S. Marriages, 2019

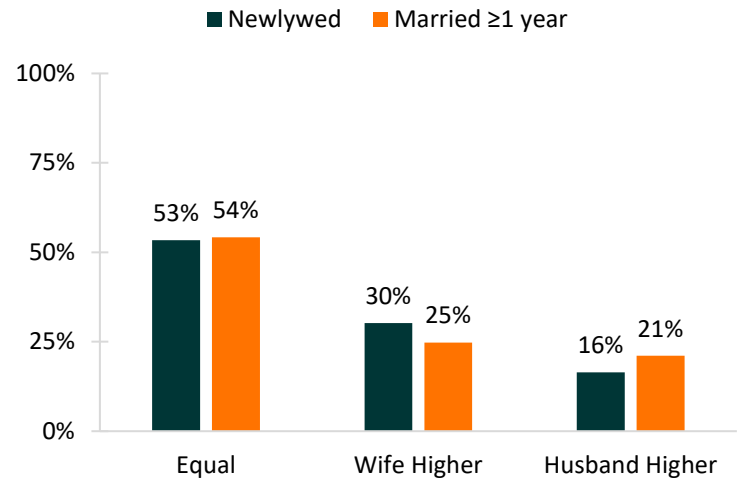
Author: Lisa Carlson

In the United States, most married couples are homogamous, meaning they share similar characteristics such as educational level or race/ethnicity. This profile is an update of previous family profiles on homogamy in the U.S.: [FP-18-18](#), [FP-15-16](#), [FP-15-15](#), and [FP-15-14](#). It investigates educational, racial/ethnic, age, and nativity homogamy among newlyweds (married less than one year) versus those married at least one year, using the 2019 American Community Survey.

Educational Homogamy

- Among both newlyweds and those married for one year or longer, just over half of couples are homogamous in their educational attainment (the wife and the husband have equal levels of education).
 - Educational homogamy is slightly less common among newlyweds (53%) compared to couples married a year or more (54%).
- Among couples with educational heterogamy (couples with educational differences), it is more common for wives to have higher levels of education than husbands for both newlyweds and for those married a year or more.
 - The proportion of educationally heterogamous couples where the wife has a higher level of education compared to her husband is larger among more recent marriages compared to those married for at least one year (30% compared to 25%).

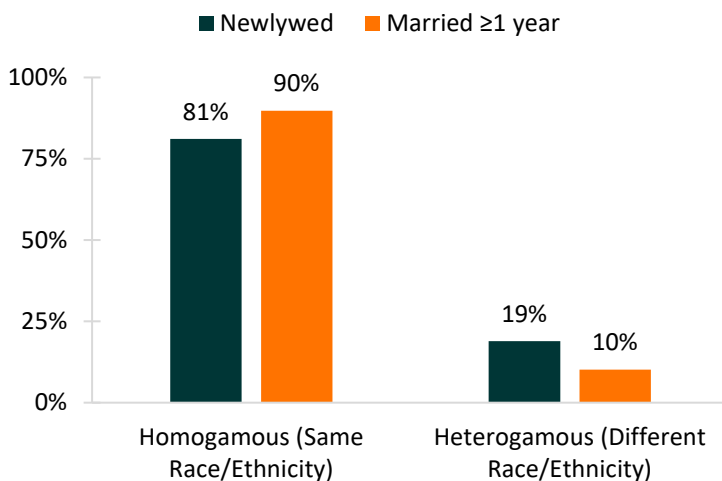
Figure 1. Educational Homogamy in U.S. Marriages, 2019



Source: NCFMR analyses of American Community Survey 1-year estimates (IPUMS USA University of Minnesota, www.ipums.org), 2019

Racial/Ethnic Homogamy

Figure 2. Racial/Ethnic Homogamy in U.S. Marriages, 2019



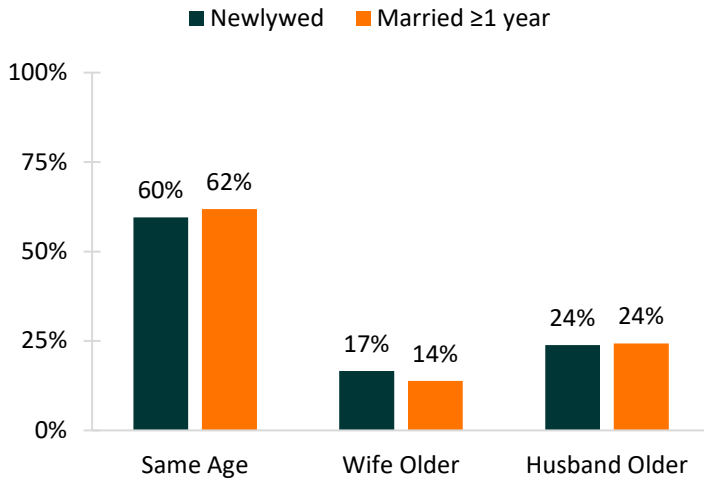
- The majority of couples, both newlyweds and those married at least one year, are in racial/ethnic homogamous marriages.
- The share of heterogamous marriages is higher among newlyweds compared to those married at least one year (19% compared to 10%).

Source: NCFMR analyses of American Community Survey 1-year estimates (IPUMS USA University of Minnesota, www.ipums.org), 2019

Spousal Age Homogamy

- Among both newlyweds and those married at least one year, the majority of couples are approximately the same age¹ (60% and 62%, respectively).
- In couples with age heterogamy (one spouse is two or more years older than the other), the husband is more often the older partner for both newlyweds and those married longer.
- The proportion where the wife is older than the husband is larger for newlyweds compared to those married at least one year (17% compared to 14%).

Figure 3. Spousal Age Homogamy in U.S. Marriages, 2019



Source: NCFMR analyses of American Community Survey 1-year estimates (IPUMS USA University of Minnesota, www.ipums.org), 2019

Data Sources:

Ruggles, S. Flood, S., Goeken, R. Grover, J., Meyer, E. Pacas, J. & Sobek, M. (2020). IPUMS USA: Version 10.0 [dataset]. Minneapolis, MN: IPUMS.

References:

- Lamidi, E., Brown, S. L., & Manning, W. D. (2015). Assortative mating: Age heterogamy in U.S. marriages, 1964-2014. *Family Profiles, FP-15-14*. Bowling Green, OH: National Center for Family & Marriage Research. <https://www.bgsu.edu/ncfmr/resources/data/family-profiles/lamidi-brown-manning-assortative-mating-age-heterogamy-fp-15-14.html>
- Lamidi, E., Brown, S. L., & Manning, W. D. (2015). Assortative mating: Educational homogamy in U.S. marriages, 1964-2014. *Family Profiles, FP-15-15*. Bowling Green, OH: National Center for Family & Marriage Research. <https://www.bgsu.edu/ncfmr/resources/data/family-profiles/lamidi-brown-manning-assortative-mating-edu-homogamy-fp-15-15.html>
- Lamidi, E., Brown, S. L., & Manning, W. D. (2015). Assortative mating: Racial homogamy in U.S. marriages, 1964-2014. *Family Profiles, FP-15-16*. Bowling Green, OH: National Center for Family & Marriage Research. <https://www.bgsu.edu/ncfmr/resources/data/family-profiles/lamidi-brown-manning-assortative-mating-racial-homogamy-fp-15-16.html>
- Wu, H. (2018). Homogamy in U.S. marriages, 2016. *Family Profiles, FP-18-18*. Bowling Green, OH: National Center for Family & Marriage Research. <https://doi.org/10.25035/ncfmr/fp-18-18>

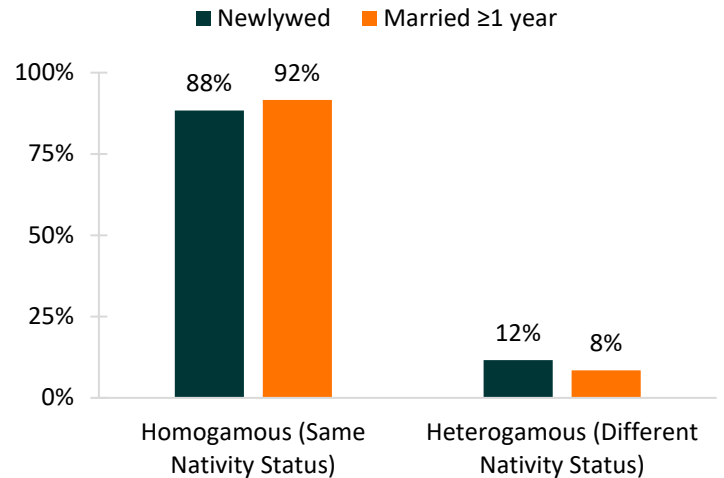
Suggested Citation:

Carlson, L. (2021). Homogamy in U.S. Marriage, 2019. *Family Profiles, FP-21-06*. Bowling Green, OH: National Center for Family & Marriage Research. <https://doi.org/10.25035/ncfmr/fp-21-06>

Nativity Status in Homogamy

- In around 90% of marriages, spouses have the same nativity status – they are either both native born or both foreign born.
- The share of marrieds who are of different nativity status is larger among newlyweds compared to the share of heterogamous couples among those married for a year or more (12% versus 8%).

Figure 4. Nativity Homogamy in U.S. Marriages, 2019



Source: NCFMR analyses of American Community Survey 1-year estimates (IPUMS USA University of Minnesota, www.ipums.org), 2019

¹ Homogamous marriages are defined as married couples where the wife is less than 2 years older than their husband or married couples where the husband is less than five years older than their wife