

# Aromatic amino acid biosynthesis is dispensable for intramacrophagic growth of *Brucella suis*, despite attenuation of an *aroC* mutant



S. OUAHRANI-BETTACHE<sup>1</sup>, M.-P. JIMÉNEZ DE BAGÜÉS<sup>2</sup>, P. JOSEPH<sup>1</sup>, V. JUBIER-MAURIN<sup>1</sup>, A. OCCHIALINI<sup>1</sup>, S. KÖHLER<sup>1</sup>

<sup>1</sup>CPBS, CNRS-University of Montpellier, France; <sup>2</sup>Unidad de Producción y Sanidad Animal, Instituto Agroalimentario de Aragón (CITA-Universidad de Zaragoza), Spain

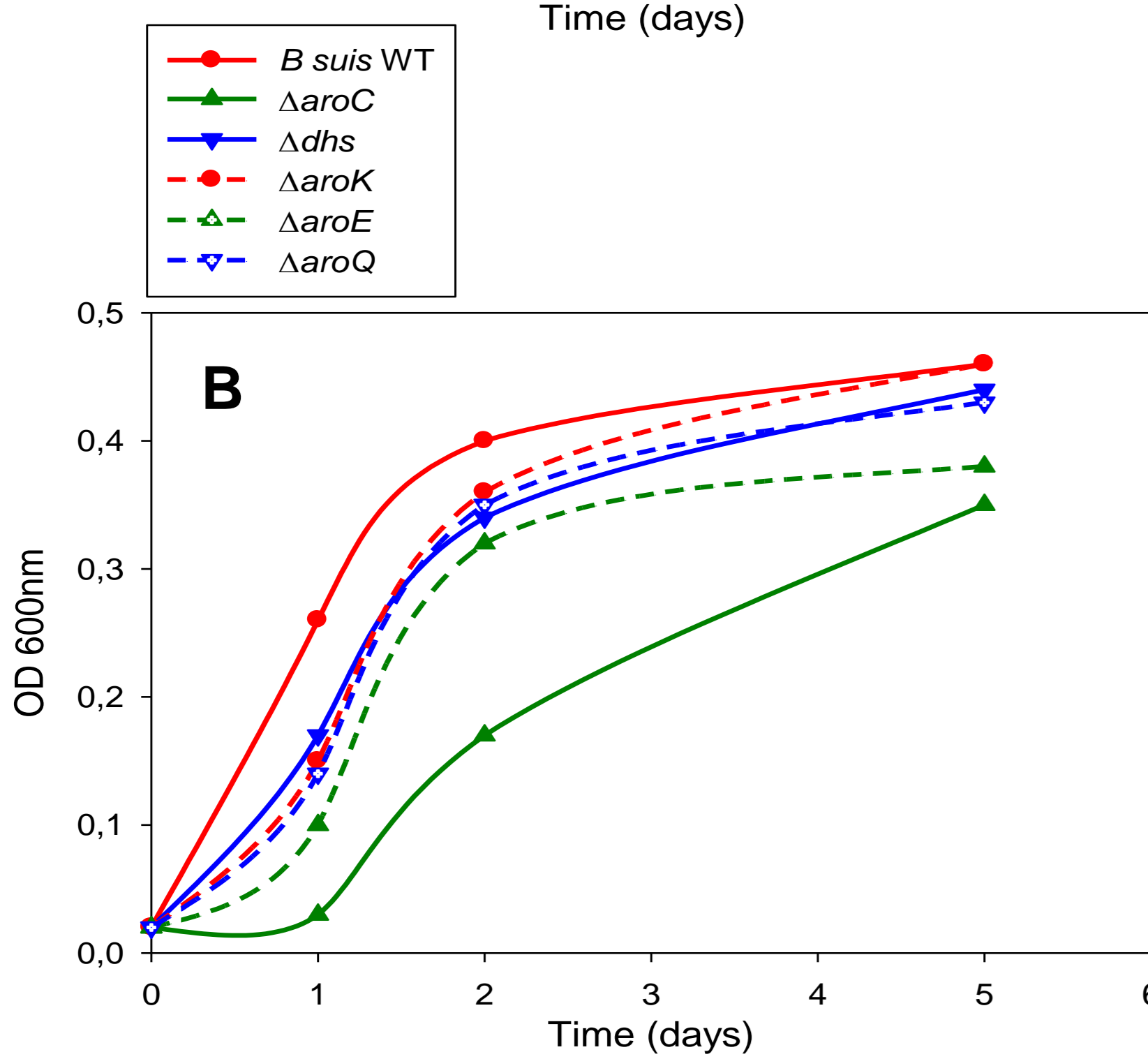
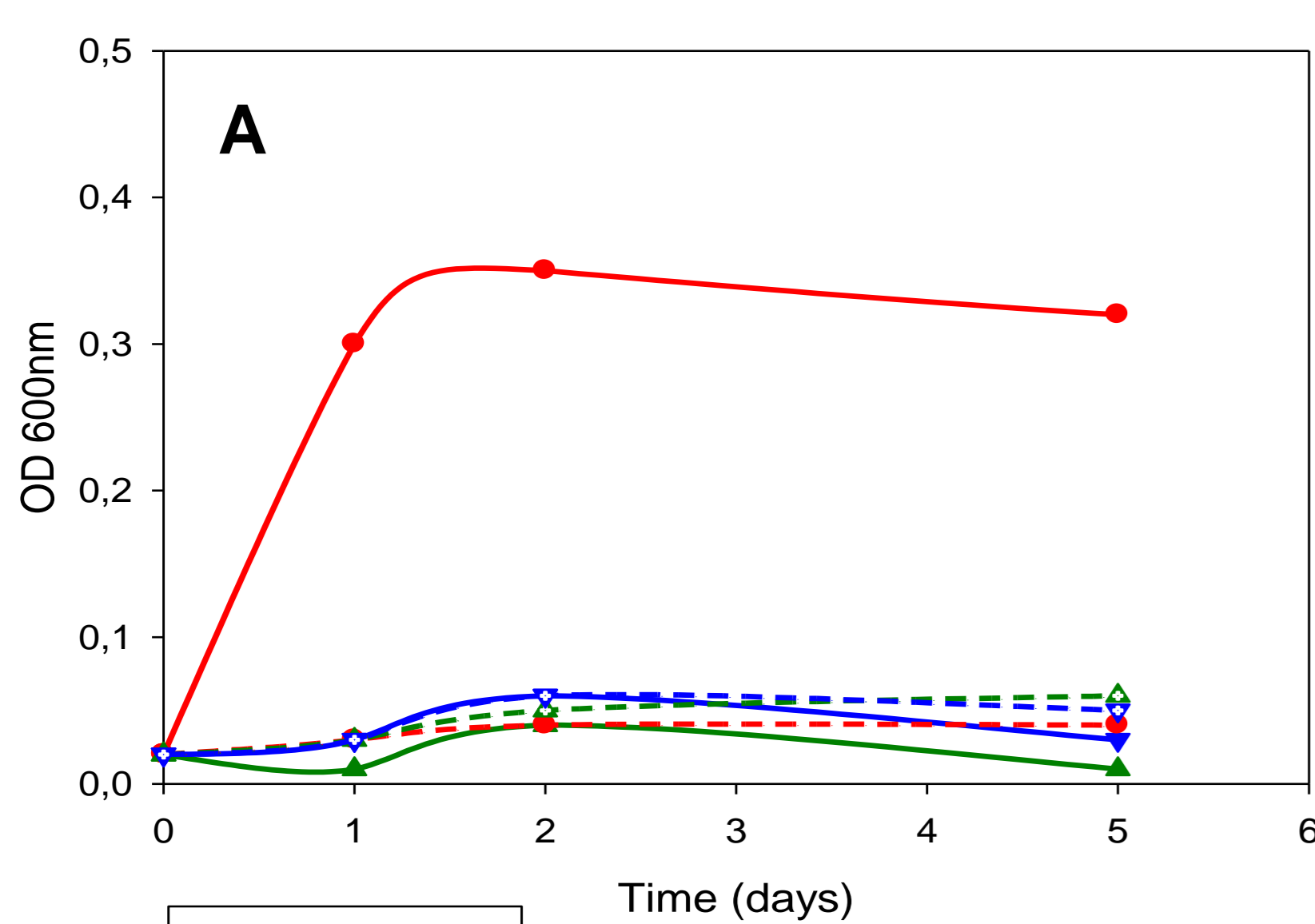
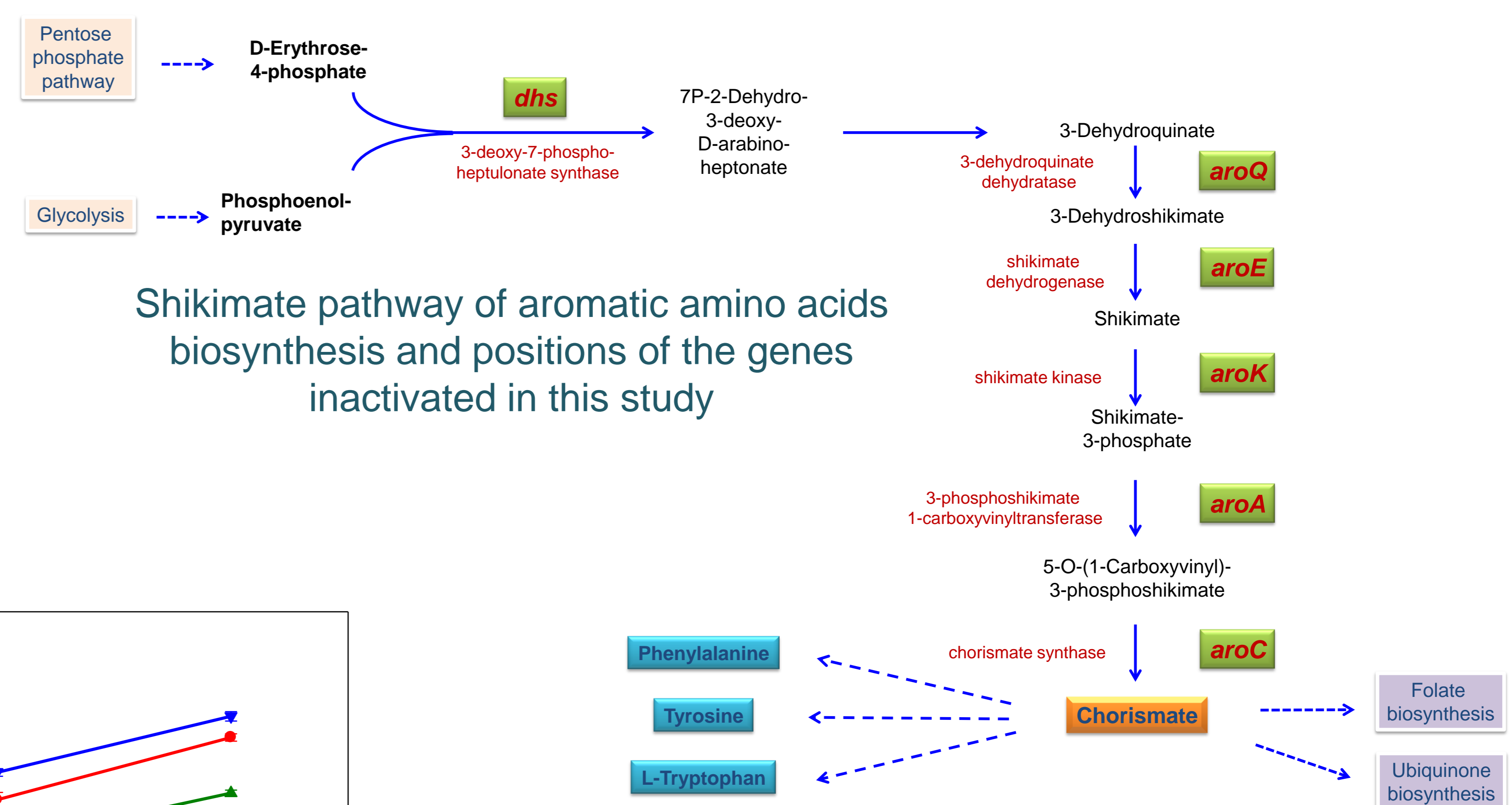


## BACKGROUND

A major characteristic of the intracellular pathogen *Brucella suis* is its ability to replicate in the macrophages of the host. Previous work using Signature-Tagged Mutagenesis (STM) on the genome of *B. suis* allowed isolation of an *aroC* (BR0428) mini-Tn5-mutant that was highly attenuated in cellular and murine models of infection, and characterization of the gene<sup>1,2</sup>. The authors concluded that in *B. suis*, the aromatic amino acids biosynthesis (shikimate) pathway encoded by the *aro* genes was necessary for intracellular and intramurine replication and that *aro*-mutants may be good candidates for vaccine development<sup>2</sup>. However, no other genes of the pathway could be obtained by STM approach, and our group did not isolate any attenuated *B. suis* *aro* mutants by a large-scale Tn5-mutagenesis screen in macrophages<sup>3</sup>. In *Salmonella* sp., *aroA* mutation had been described to result in attenuation, and mutant strains have been used as vaccine and vaccine carrier strains. In our search for new targets of original anti-bacterial agents against *Brucella* sp., and based on the above-cited results obtained by Foulongne *et al.* with *B. suis*, we therefore focused on defined genes of the shikimate pathway to abolish intramacrophagic replication of *Brucella* sp. First, allelic exchange mutants of *B. suis* 1330 were constructed in *aroC*, encoding chorismate synthase, and in *dhs* (BR1013), the first gene of the pathway, encoding 3-deoxy-D-arabino-heptulosonate 7-phosphate synthase.

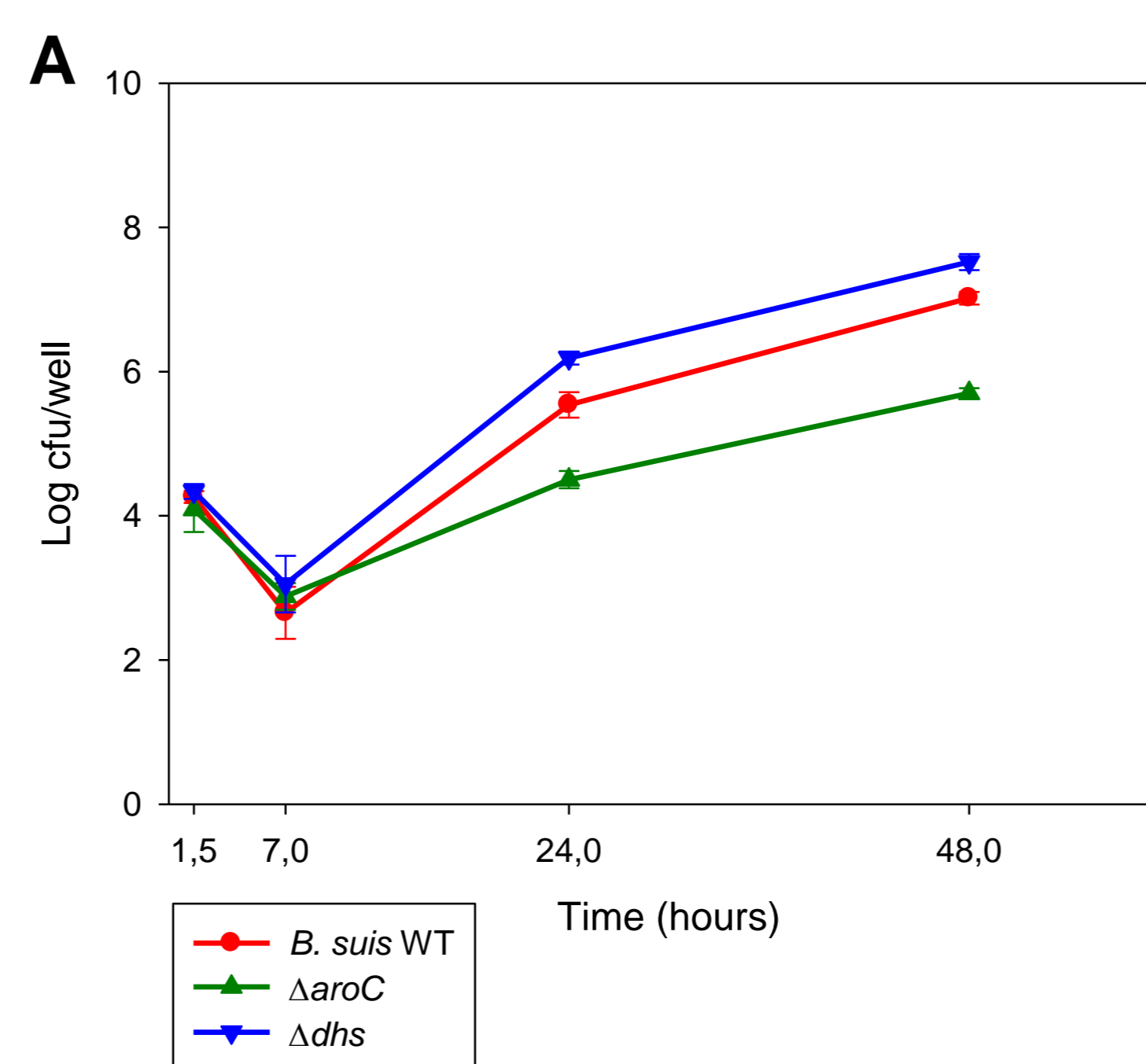
## OBJECTIVE

The aim of this study is to analyze the potential importance of aromatic amino acids biosynthesis *via* the shikimate pathway for intramacrophagic and intramurine replication of *B. suis*. The expected results will allow to evaluate the usefulness of enzymes encoding the different steps of this pathway as targets for novel anti-infective molecules.



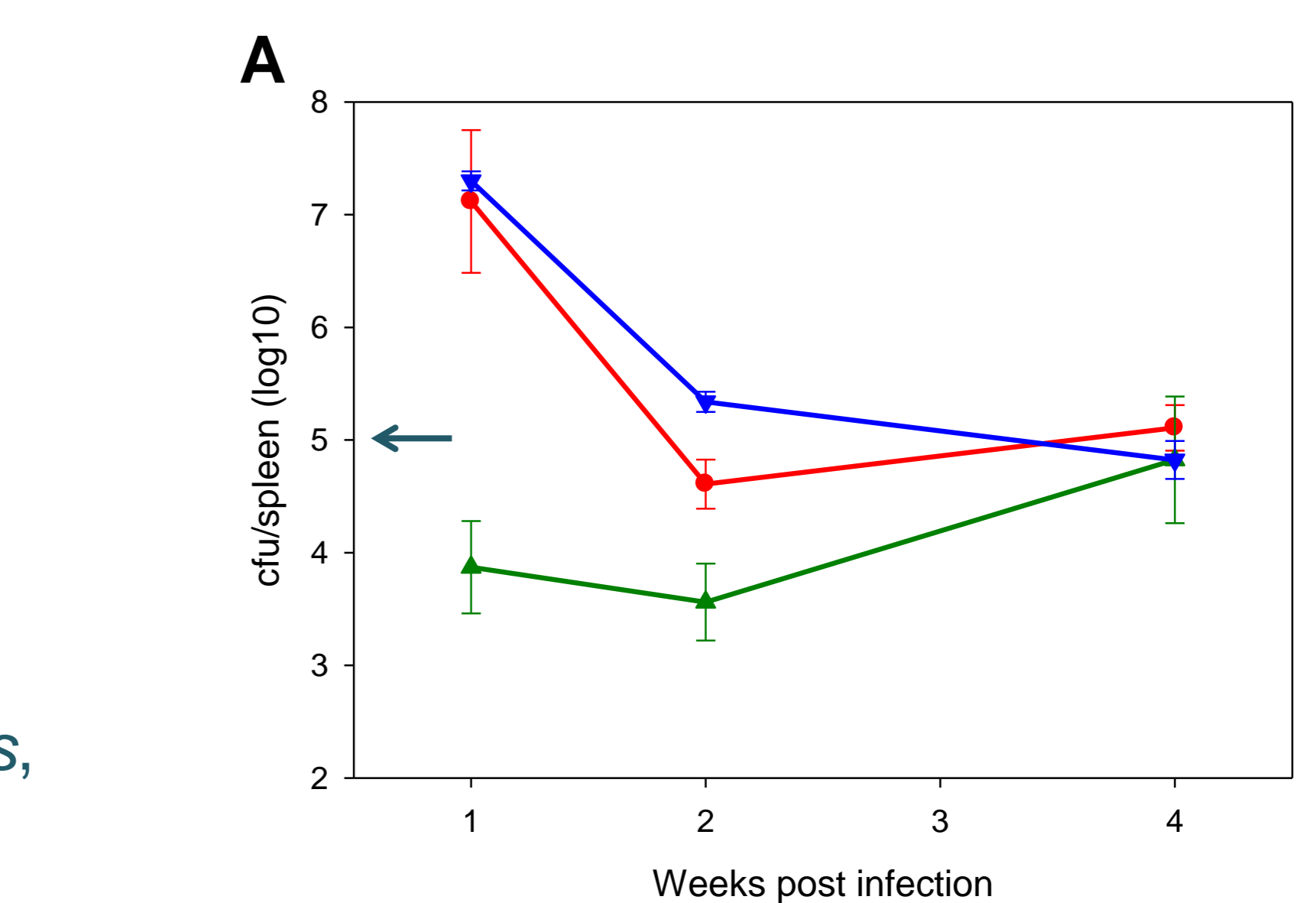
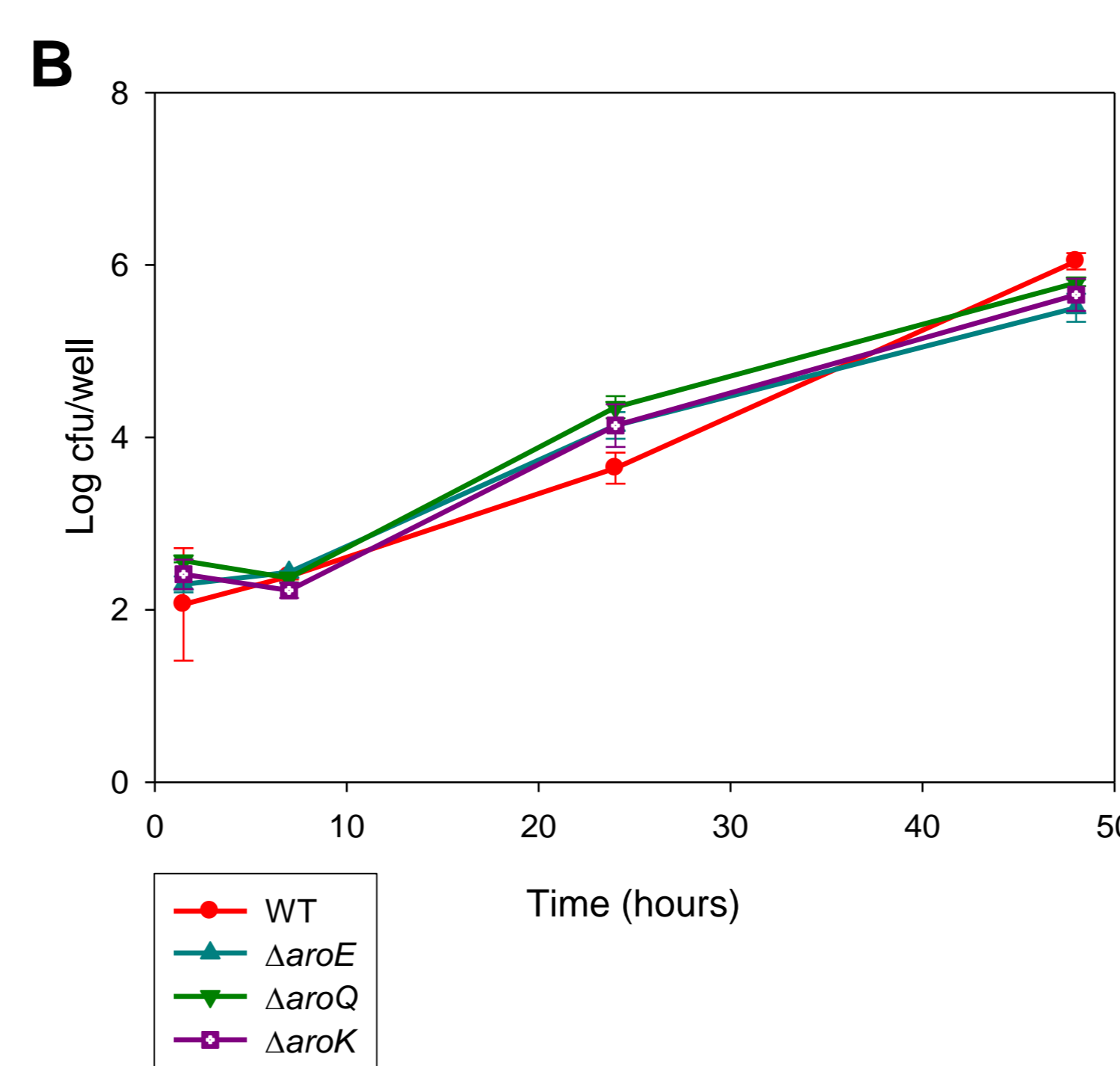
Culture of *B. suis* WT and of shikimate pathway mutants in minimal medium MM (A), and in MM supplemented with aromatic amino acids Phe, Trp, Tyr (B)

➤ Addition of aromatic amino acids restores growth of all mutants, despite reduced growth rate of *ΔaroC*



Intracellular replication of *B. suis* WT and (A) *ΔaroC*, *Δdhs*, or (B) *ΔaroQ*, *ΔaroE*, *ΔaroK* mutant strains in murine J774A.1 macrophage-like cells

➤ Only the *ΔaroC* mutant shows a 10-20-fold reduction



(A) Growth and survival of *B. suis* WT and of *ΔaroC* and *Δdhs* in Balb/c spleens; arrow indicates i.p.-injected bacterial dosis. (B) Spleen weights of infected mice

➤ Mutation of *dhs* does not affect intra-murine growth

## CONCLUSIONS

- 1) The shikimate pathway, leading to aromatic amino acids, folate and ubiquinone biosynthesis, is dispensable for intramacrophagic growth of *B. suis* and for its replication in the murine Balb/c model of infection: all tested mutants, except *ΔaroC*, are not attenuated and replicate as the wild-type strain. These observations are consistent with the lack of isolation of attenuated mutants in this pathway during our large-scale Tn5-mutagenesis screen.
- 2) The enzymes encoded by the shikimate pathway are not of interest as potential targets for novel anti-bacterial agents against *Brucella* sp.
- 3) The observed attenuation of the *aroC* mutant is possibly due to toxic/growth inhibitory effect of the accumulated intermediate product 5-O-(1-carboxyvinyl)-3-phosphoshikimate.