

Supplementary Online Content

Dhruva SS, Ross JS, Mortazavi BJ, et al. Use of mechanical circulatory support devices among patients with acute myocardial infarction complicated by cardiogenic shock. *JAMA Netw Open*. 2021;4(2):e2037748. doi:10.1001/jamanetworkopen.2020.37748

eFigure 1. Flow Diagram of Patients Undergoing Percutaneous Coronary Intervention for Acute Myocardial Infarction Complicated by Cardiogenic Shock

eFigure 2. Sex Distribution by Therapy of Patients Undergoing Percutaneous Coronary Intervention for Acute Myocardial Infarction Complicated by Cardiogenic Shock from October 1, 2015 – December 31, 2017

eFigure 3. Age Distribution by Therapy for Patients Undergoing Percutaneous Coronary Intervention for Acute Myocardial Infarction Complicated by Cardiogenic Shock from October 1, 2015 – December 31, 2017

eFigure 4. Race Distribution by Therapy for Patients Undergoing Percutaneous Coronary Intervention for Acute Myocardial Infarction Complicated by Cardiogenic Shock from October 1, 2015 – December 31, 2017

eFigure 5. Insurance Distribution by Therapy for Patients Undergoing Percutaneous Coronary Intervention for Acute Myocardial Infarction Complicated by Cardiogenic Shock from October 1, 2015 – December 31, 2017

eFigure 6. Type of Myocardial Infarction by Therapy for Patients Undergoing Percutaneous Coronary Intervention for Acute Myocardial Infarction Complicated by Cardiogenic Shock from October 1, 2015 – December 31, 2017

eFigure 7. Cardiac Arrest Status by Therapy for Patients Undergoing Percutaneous Coronary Intervention for Acute Myocardial Infarction Complicated by Cardiogenic Shock from October 1, 2015 – December 31, 2017

eFigure 8. Therapies for Transfer Patients Undergoing Percutaneous Coronary Intervention for Acute Myocardial Infarction Complicated by Cardiogenic Shock from October 1, 2015 – December 31, 2017

This supplementary material has been provided by the authors to give readers additional information about their work.

Abbreviations:

AMI- acute myocardial infarction

ECMO- extracorporeal membrane oxygenation

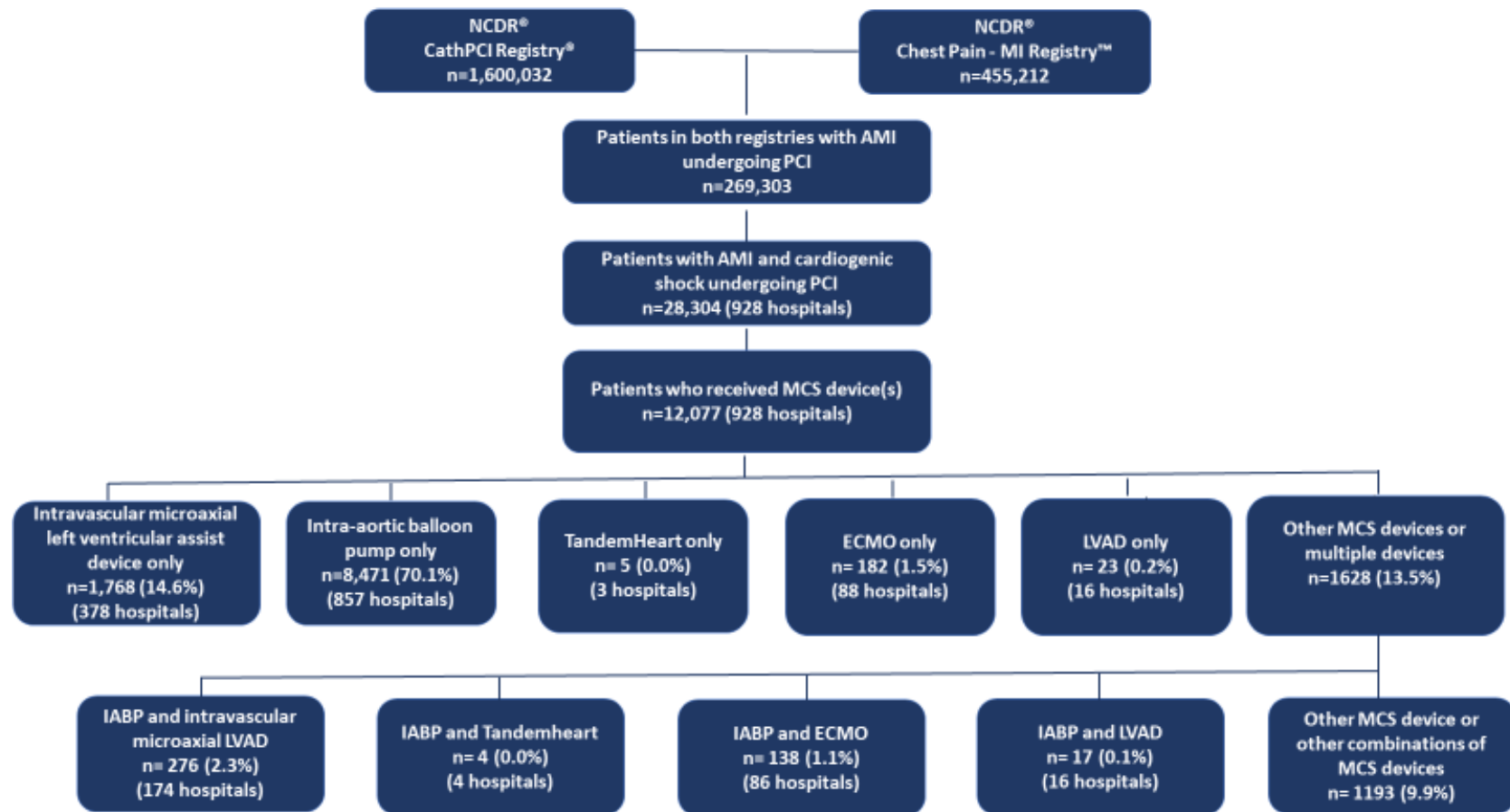
IABP- intra-aortic balloon pump

LVAD- left ventricular assist device

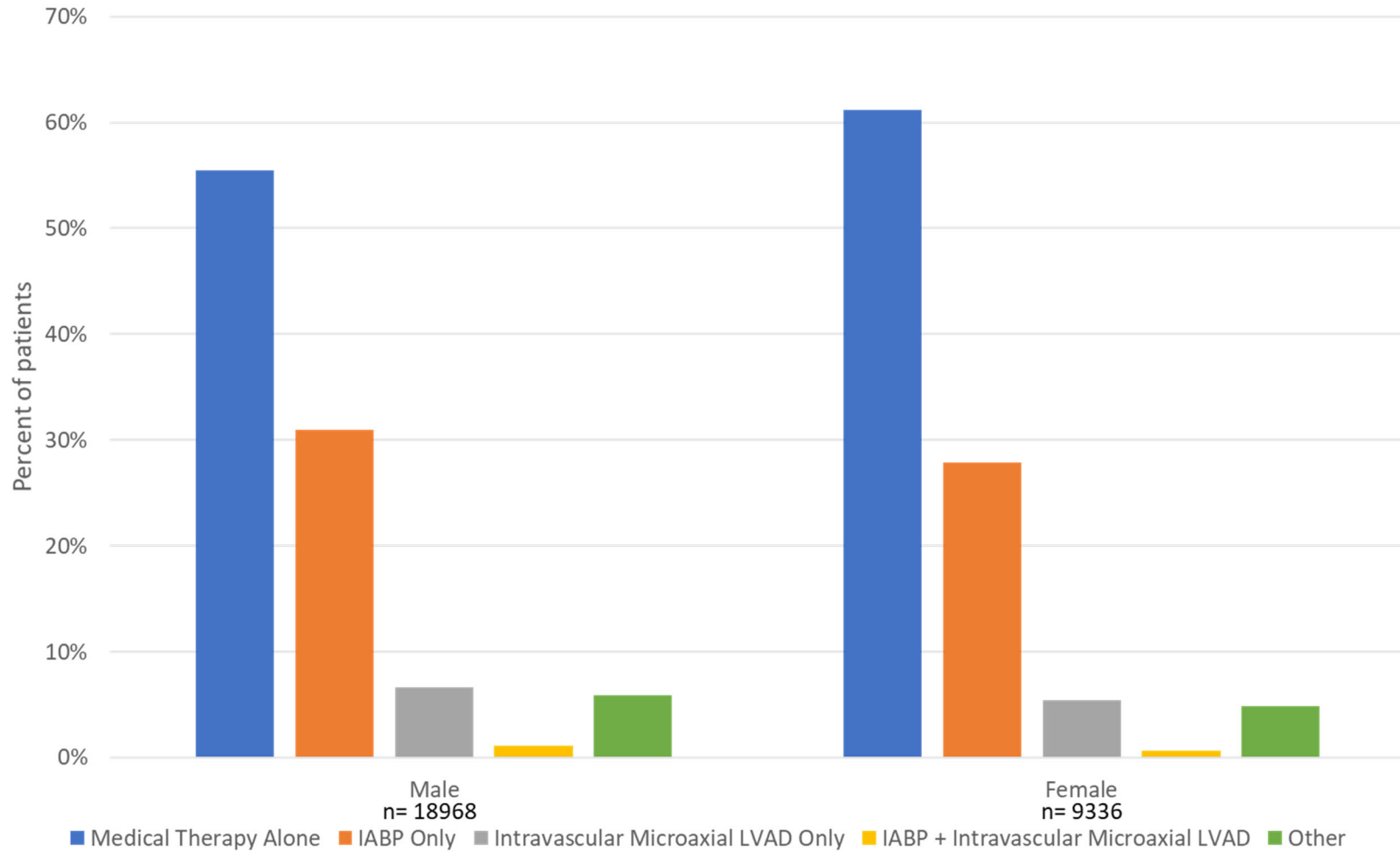
MCS- mechanical circulatory support

NCDR®- National Cardiovascular Data Registry

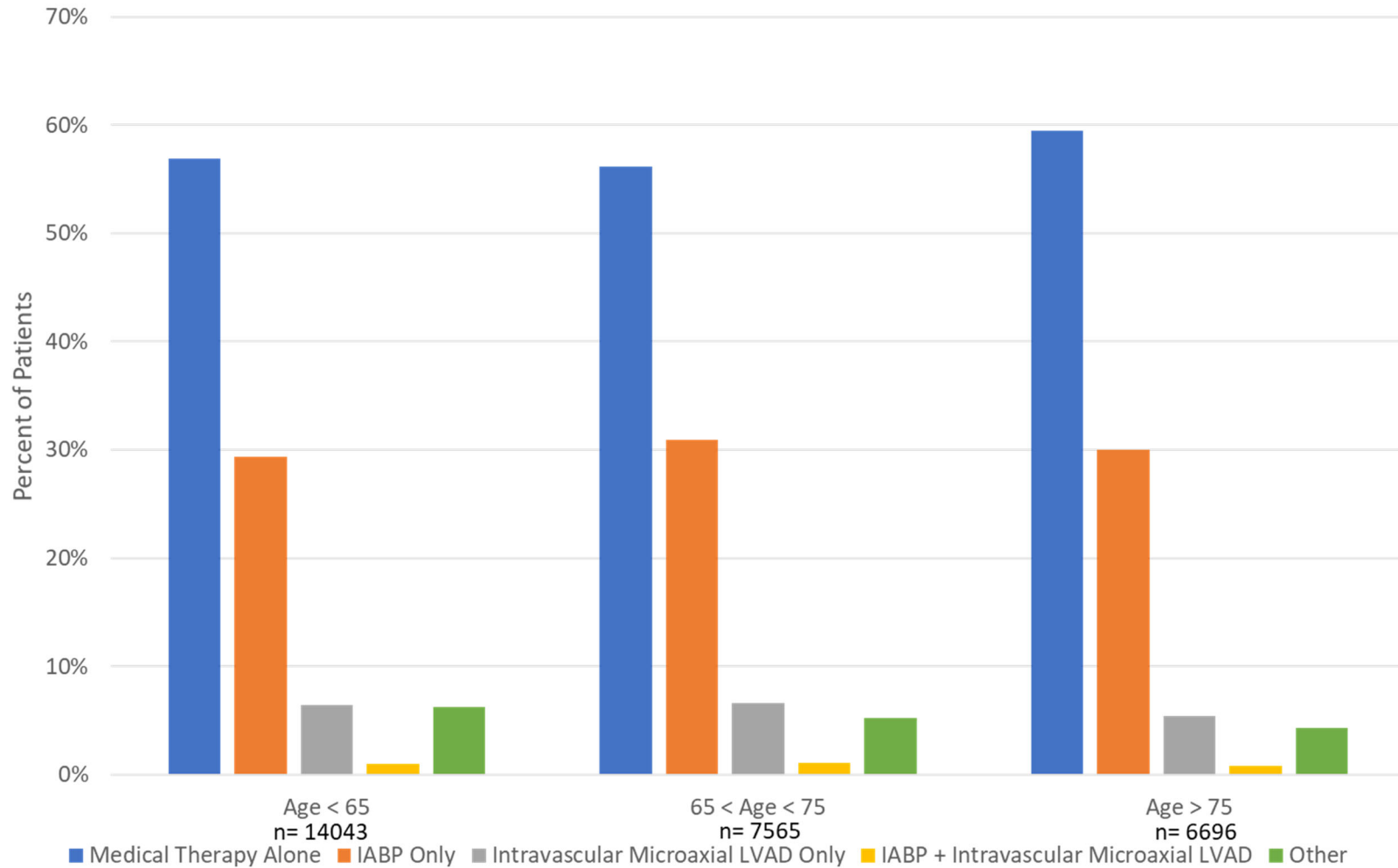
eFigure 1. Flow Diagram of Patients Undergoing Percutaneous Coronary Intervention for Acute Myocardial Infarction Complicated by Cardiogenic Shock



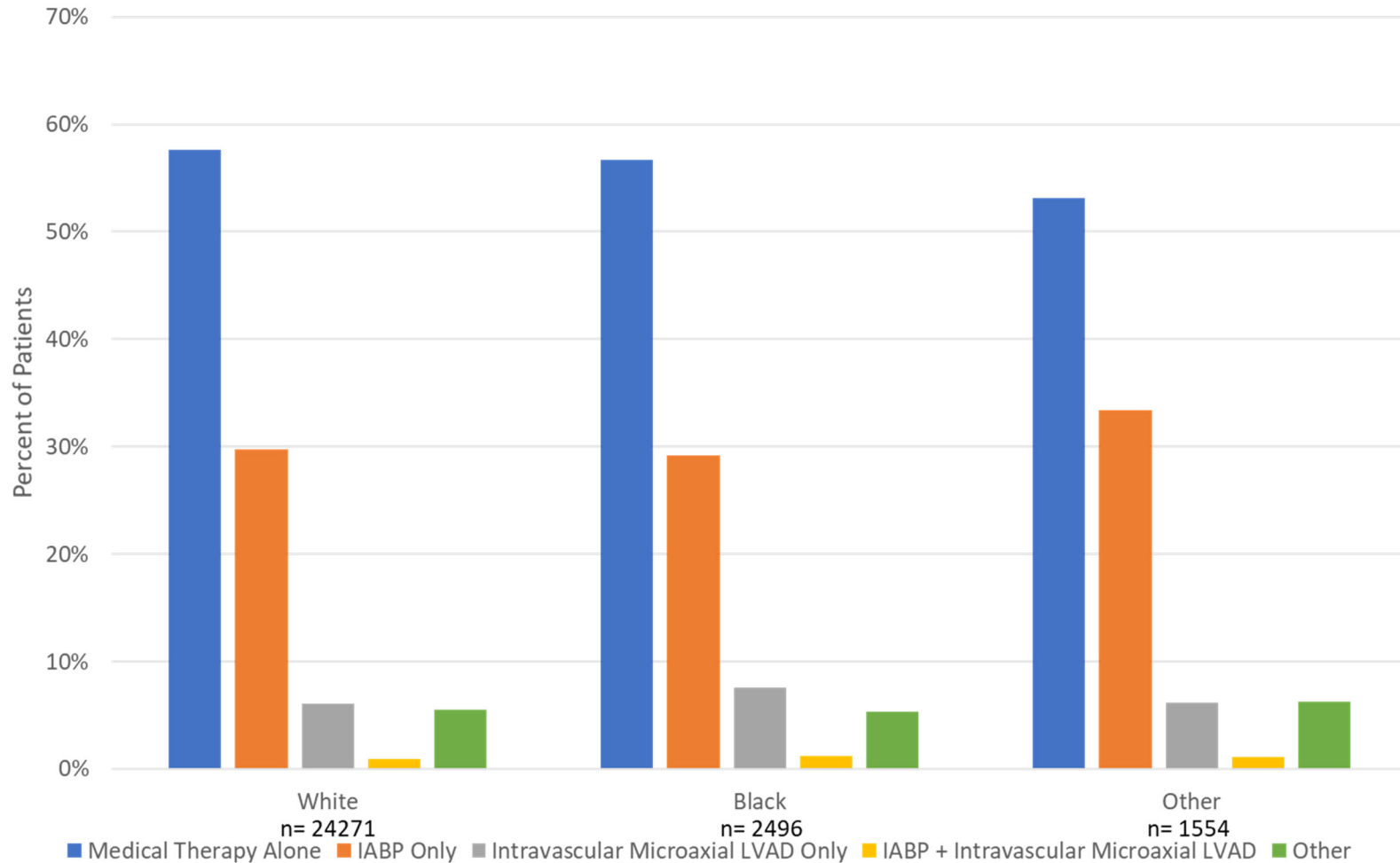
eFigure 2. Sex Distribution by Therapy of Patients Undergoing Percutaneous Coronary Intervention for Acute Myocardial Infarction Complicated by Cardiogenic Shock from October 1, 2015 – December 31, 2017



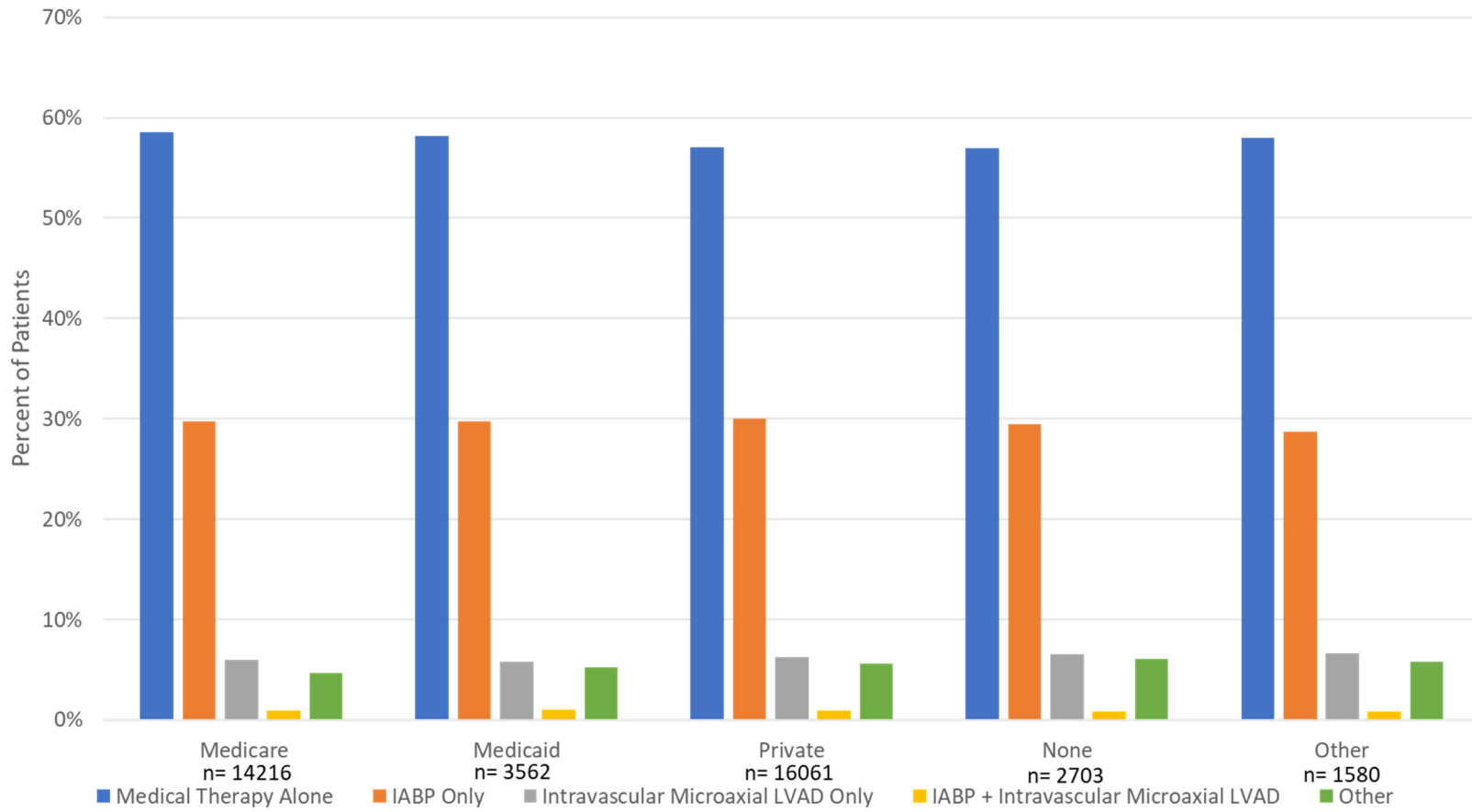
eFigure 3. Age Distribution by Therapy for Patients Undergoing Percutaneous Coronary Intervention for Acute Myocardial Infarction Complicated by Cardiogenic Shock from October 1, 2015 – December 31, 2017



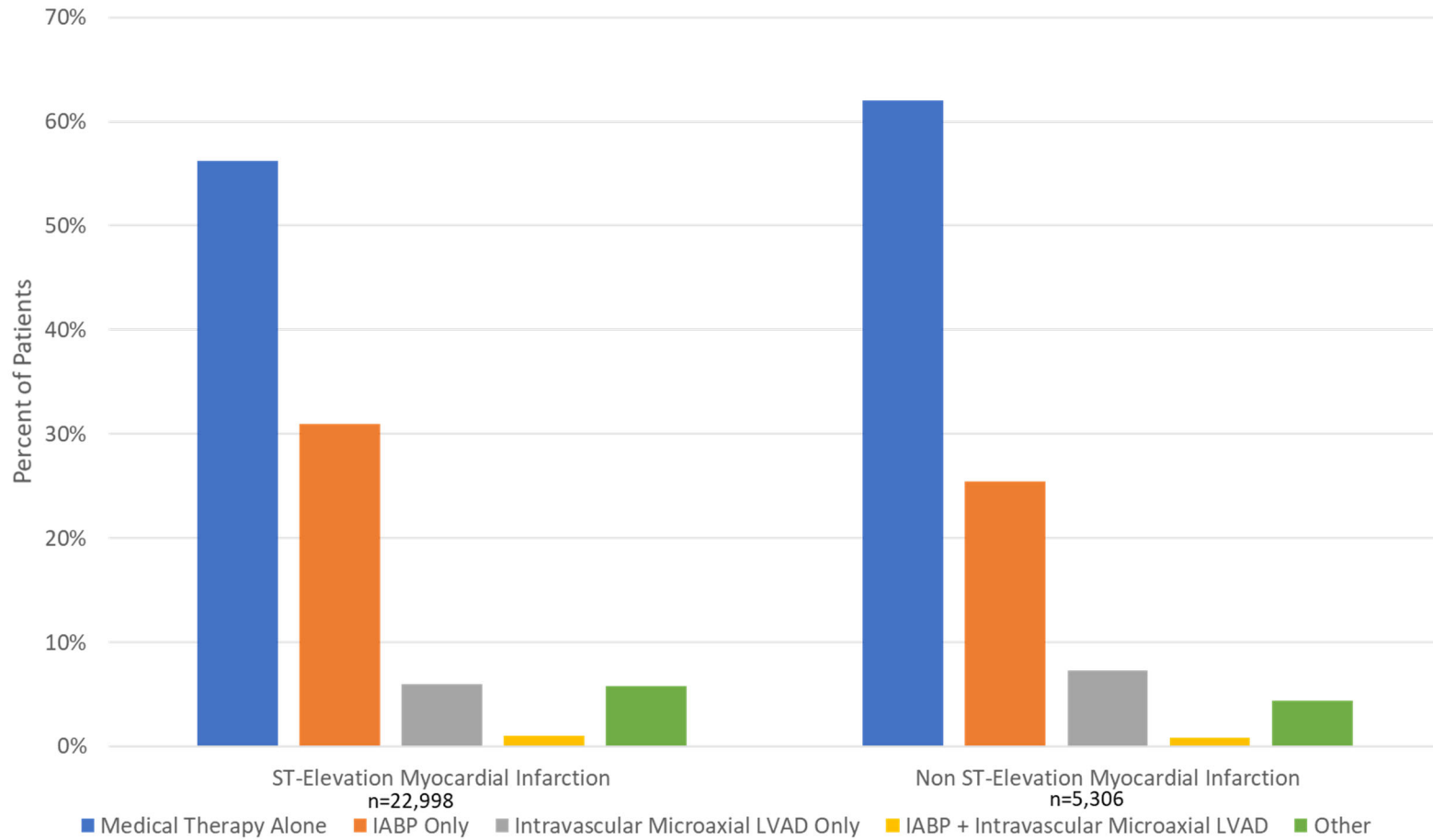
eFigure 4. Race Distribution by Therapy for Patients Undergoing Percutaneous Coronary Intervention for Acute Myocardial Infarction Complicated by Cardiogenic Shock from October 1, 2015 – December 31, 2017



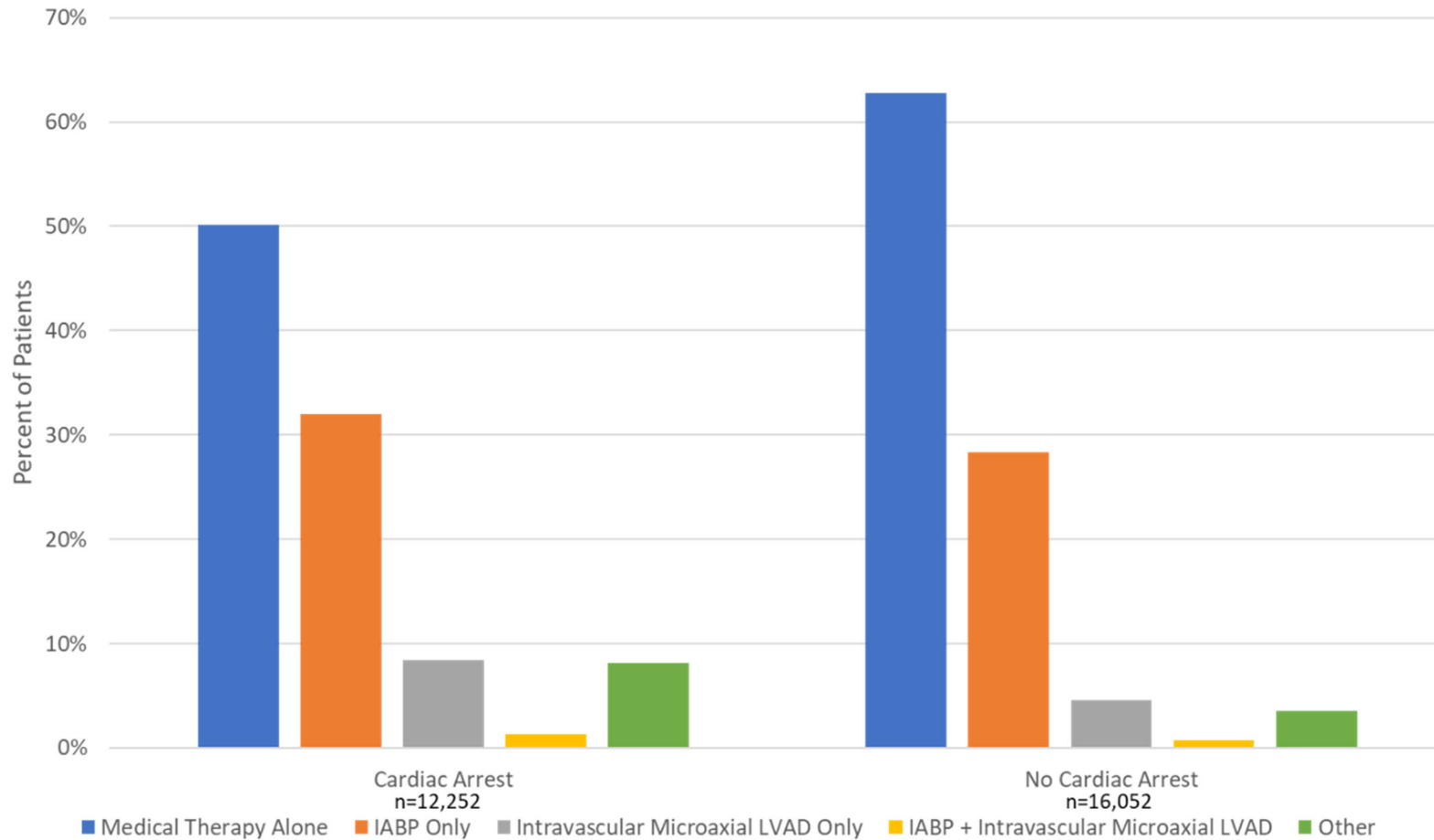
eFigure 5. Insurance Distribution by Therapy for Patients Undergoing Percutaneous Coronary Intervention for Acute Myocardial Infarction Complicated by Cardiogenic Shock from October 1, 2015 – December 31, 2017



eFigure 6. Type of Myocardial Infarction by Therapy for Patients Undergoing Percutaneous Coronary Intervention for Acute Myocardial Infarction Complicated by Cardiogenic Shock from October 1, 2015 – December 31, 2017



eFigure 7. Cardiac Arrest Status by Therapy for Patients Undergoing Percutaneous Coronary Intervention for Acute Myocardial Infarction Complicated by Cardiogenic Shock from October 1, 2015 – December 31, 2017



eFigure 8. Therapies for Transfer Patients Undergoing Percutaneous Coronary Intervention for Acute Myocardial Infarction Complicated by Cardiogenic Shock from October 1, 2015 – December 31, 2017

