

An Avatar-led Intervention Promotes Smoking Cessation in Young Adults: A Pilot
Randomized Clinical Trial

Maria Karekla, PhD, Stella Nicoleta Savvides, PhD, University of Cyprus
& Andrew Gloster, PhD, University of Basel

Author addresses:

Maria Karekla, Ph.D., Department of Psychology, University of Cyprus, P.O.
Box 20537, Nicosia 1678, Cyprus; TEL: 357 22 892100; FAX: 357 22 892071;
[mkarekla@ucy.ac.cymailto:mkarekla@ucy.ac.cy](mailto:mkarekla@ucy.ac.cy)

Stella Nicoleta Savvides, PhD, Department of Psychology, University of
Cyprus, P.O. Box 20537, Nicosia 1678, Cyprus; TEL: 357 22 892100;
ssavvide@gmail.com

Andrew Gloster, PhD, University of Basel, Faculty of Clinical Psychology and
Intervention Science, Missionsstrasse 62, 4055 Basel, Switzerland; TEL: (+41) 061
20 70275; andrew.gloster@unibas.ch

Corresponding Author:

Maria Karekla, Ph.D., Department of Psychology, University of Cyprus, P.O. Box
20537, Nicosia 1678, Cyprus; TEL: 357 22 892100; FAX: 357 22 892071;
mkarekla@ucy.ac.cy

This study was funded by a University of Cyprus “Start-up grant” awarded to the first
author.

Effectiveness of an Avatar-led Smoking Cessation Intervention

Structured Abstract

Background: Smoking remains a global concern, especially for young adults. There is a dearth of smoking cessation programs for this population, who seldom seek help or are motivated to quit.

Purpose: This pilot study assessed the effectiveness of a digital avatar-led Acceptance and Commitment Therapy (ACT) smoking cessation program (Flexiquit) for young adult smokers at all levels of motivation to quit.

Methods: Smokers with no particular interest in quitting smoking (65.45% reported being in pre-contemplation or contemplation stages of change) were recruited from 3 universities (105 smoking ≥ 1 cigarette per day during the past 30 days, 68 females). Those who completed questionnaires on-line ($N=84$; $M=22.44$ years, $SD=2.61$, range 18-28 years old) were randomized to either a 6-session avatar-led intervention (Flexiquit; $N=49$) or a waitlist-control ($N=35$). Primary outcomes included cessation status (7-day point prevalence) and number of cigarettes smoked per day; secondary outcomes were nicotine dependence, intention-to-quit smoking and self-efficacy, assessed at pre- and post-intervention, and only for Flexiquit at 6-month follow-up.

Results: In Intention-To-Treat analysis more participants ($OR=3.10$, $95\% CI=0.92-10.41$) in the treatment group (28.57%) vs. the control group (11.43%) reported quitting smoking; however, the difference was not statistically significant ($p=.067$). There were statistically significant decreases in average number of cigarettes, nicotine dependence and increases in self-efficacy, and intention-to-quit smoking compared to controls. Treatment gains in the Flexiquit group were maintained through the 6-month follow-up.

Conclusions: An avatar-led digitized smoking cessation intervention based on ACT could increase the odds of quitting smoking. Findings suggest that a digitized program designed to

Effectiveness of an Avatar-led Smoking Cessation Intervention

engage young adults in smoking cessation may result in quitting smoking and has a high applicability potential especially among the hard-to-reach population of young adults.

Trial Registration: Clinicaltrial.gov (number masked for review purposes),

<https://clinicaltrials.gov/>

The full trial protocol is available from the first author.

Implications

Question: Can an avatar-led digitized Acceptance and Commitment therapy (ACT) smoking cessation intervention result in quitting smoking and increasing intention to quit among young smokers at various levels of motivation to quit, compared to a wait-list control group?

Findings: In this pilot randomized clinical trial that included 84 smokers, 28.57% in the treatment condition vs. 11.43% in the wait-list control group were abstinent at post (ITT analysis). An avatar-led digitized ACT smoking cessation intervention results in high quitting smoking rates and has a high applicability potential especially among the hard-to-reach population of young adult smokers.

Declaration of Interests

All authors declare no conflict of interest.

Keywords: Smoking cessation; Young adults; Digital interventions; Avatar-led intervention; Acceptance and Commitment Therapy

Effectiveness of an Avatar-led Smoking Cessation Intervention

An Avatar-led Intervention Promotes Smoking Cessation in Young Adults: A Pilot Randomized Clinical Trial

Young adults aged 18-25 years have among the highest prevalence of tobacco use of any age group, with dangerously high 10.4% smoking prevalence rates in the US [1], 28.70% on average in Europe with southern Mediterranean countries presenting the highest smoking rates, and over 1.1 billion individuals 15 years or older who smoke [2]. Given the rapid rise in electronic means of nicotine delivery, there is considerable concern about increases in progression to daily smoking and reductions in cessation [3]. It is imperative to target smoking habits in young adults, as this age constitutes a critical period in which health-compromising behaviors are established [4]. Indeed, smoking cessation and prevention of future smoking relapse is more likely achieved if cessation occurs before the age of 30 [5]. Despite having identified this promising window of opportunity, few intervention evaluation studies specifically target young adults [6], and those that have, reported difficulty in achieving efficacious cessation for these young smokers. In addition to the low cessation levels among this population (varying from 0%-11%; mean 3% [6]), interventions for young adults are stymied by age-specific factors: relative to older adults, they utilize cessation programs less and, crucially, show lower levels of interest in quitting [7].

Many cessation programs assume that participants are motivated to change, which cannot be assumed – especially when it comes to young adult smokers [8]. However, even when motivated young adults are enrolled, cessation programs have been largely unsuccessful [9]. Multiple difficulties contribute to the low participation rates in smoking cessation programs for young adults, including reaching, engaging and retaining them [10]. Most efforts focus on modifying existing interventions developed for adult smokers for use with younger populations [11]. However, these modified programs are often flawed in design

Effectiveness of an Avatar-led Smoking Cessation Intervention

1
2 because they lack a theoretical framework about cessation, they are based on programs
3
4 tailored for adult chronic smokers, and they do not address the social roles of smoking or the
5
6 self-image of young adults [6,12,13]. Young adults are also socialized in a technology-
7
8 intense manner that makes their expectations idiosyncratic compared to other age groups. It is
9
10 thus important to reach younger age groups with innovative methods that appeal to them
11
12 while simultaneously reaching as many individuals as possible regardless of current quit
13
14 intentions (i.e., not only including those already highly motivated to quit).
15
16
17
18

19 Despite these limitations, some evaluated interventions lead to significant quit rates
20
21 when compared to passive control conditions (no treatment or waitlist) or self-help cessation
22
23 rates [13]. Based on findings from a systematic review, the mean cessation rate achieved by
24
25 young adult programs is 14% at post-intervention and 12% at post-intervention follow-up,
26
27 whereas for control groups (i.e., no active treatment) the average cessation rate is 7% [6]. A
28
29 systematic review of smoking cessation interventions in young adults (18-24 years old)
30
31 identified 14 studies [10]. Of these, only 4 showed substantial abstinence rates post-treatment
32
33 [14] and only 2 had marked smoking cessation results at 4-6 months follow up [14,15]. These
34
35 more successful studies used innovative and mostly digitized methods (e.g., addition of
36
37 telephone counseling, tailored emails and personalized online college magazine) in
38
39 combination with existing theoretically based programs to attract youth and improve smoking
40
41 cessation rates.
42
43
44
45
46
47

48 Digital interventions are more cost-effective than face-to-face treatments, cater to
49
50 individuals who are unable or unwilling to attend weekly treatment sessions with a therapist,
51
52 including those in remote locations, show promise in improving success rates with various
53
54 health behaviors [16], and have a much lower or no treatment bias [17]. Treatment bias refers
55
56 to the bias presented by the therapist, which is hypothesized to be lower or non-existent in
57
58
59
60
61
62
63
64
65

Effectiveness of an Avatar-led Smoking Cessation Intervention

1
2 digital interventions where the intervention received is exactly the same for all participants
3
4 [17]. They use technology that has the potential to attract youth (e.g., interactive games,
5
6 animation, video clips etc.) and thus may engage a wider range of young adults than
7
8 traditional face-to-face interventions, while at the same time competently address their
9
10 developmental, psychosocial and behavioral needs [18,19].
11
12

13
14 Despite the promise of digital interventions, their full potential has not yet
15
16 materialized. The few trials with young adults have been rated as being at high risk for bias
17
18 (especially selection and attrition bias) with low to moderate quality of evidence, rendering
19
20 the evidence on the effectiveness of digital interventions for young adults as insufficient, and
21
22 not particularly successful in achieving smoke-free status [17,41]. Additionally, existent
23
24 digital programs mainly envision digital means as mere vehicles of delivering intervention
25
26 content (i.e., text in a static, one size fits all presentation), failing to recognize the dynamic
27
28 nature of technology and utilize its full potential [19]. Gamification and persuasive-
29
30 technology are theory-driven frameworks for designing digital interventions with the
31
32 potential to be persuasive and engaging, especially for youth, and it is recommended that they
33
34 are used when developing digital interventions [19]. It is paramount that future programs
35
36 should be grounded in both sound behavior change and digital intervention theories, optimal
37
38 study designs, with multiple modes of delivery and assessment, that aim to achieve smoking
39
40 cessation and increase success even among young smokers and those with a low motivation
41
42 to quit.
43
44
45
46
47
48
49

50
51 A novel behavior change approach, which utilizes a persons' values and what
52
53 provides meaning to life may be well suited to address the unique barriers to quitting faced
54
55 by young adults including the low likelihood of initiating a quit attempt and disinterest in
56
57 using standard treatments and may facilitate behavior change. Acceptance and Commitment
58
59
60
61
62
63
64
65

Effectiveness of an Avatar-led Smoking Cessation Intervention

1
2
3
4
5
6
7
8
9
10
11
12
13
14
15
16
17
18
19
20
21
22
23
24
25
26
27
28
29
30
31
32
33
34
35
36
37
38
39
40
41
42
43
44
45
46
47
48
49
50
51
52
53
54
55

Therapy (ACT [20]) is such an approach. ACT is similar to traditional treatments that promote awareness of the physical, cognitive, and emotional cues that trigger smoking behavior, however it differs in that it promotes acceptance of triggers (e.g., through mindfulness) rather than teaching methods of avoiding or altering those triggers. ACT is a functional contextualistic cognitive-behavioral approach and the intervention follows the Psychological Flexibility (PF) model. PF refers to a set of six underlying functional classes of behavior [42]. These are: (1) experiential acceptance (as opposed to avoidance or suppression); (2) cognitive defusion or distancing from ones thoughts (vs. cognitive fusion and entanglement with ones thinking patterns); (3) flexible attention to the here and now and mindfulness (in contrast to losing contact with the present moment or being in an “autopilot” mode of functioning); (4) having a stable and transcendental sense of self (vs. attachment to a conceptualized self); (5) clarification of and living based on deeply meaningful chosen values (as opposed to being confused about what is important and/or living life in incongruence to what really matters for the person); (6) committed purposeful action (vs. inaction, impulsivity, non-functional or persistent avoidant behaving). ACT differs from other approaches that attempt to improve participants’ motivation to quit, such as Motivational Interviewing (MI [21]), in that it focuses more on acceptance and mindfulness that do not constitute targets in MI. Empirical support for ACT as a smoking cessation intervention comes from six trials with motivated-to-quit adult smokers, which collectively support its feasibility and efficacy in comparison with pharmacotherapy-only treatments and traditional behavioral treatments[22,23]. Overall, ACT for tobacco cessation has demonstrated acceptability and efficacy for adult smokers who are ready to quit.

56
57
58
59
60
61
62
63
64
65

The present study evaluates the first digital ACT-based program to utilize engagement strategies such as gamification, persuasive technology, and virtual human coaches, with the

Effectiveness of an Avatar-led Smoking Cessation Intervention

1
2 aim to motivate user interaction and achieve smoking cessation among young adults at all
3
4 stages of readiness to change (even among those not yet motivated to quit or present for
5
6 treatment). Using a randomized trial, this study examined the effectiveness of the avatar led
7
8 intervention compared to a wait-list control group. It was hypothesized that the intervention
9
10 would produce higher quit rates (7-day point prevalence) and better smoking related
11
12 outcomes (i.e., lower number of cigarettes smoked per day, higher smoking cessation self-
13
14 efficacy and higher intentions to quit), than the control group.
15
16
17
18

Methods

Research Design

19
20
21
22
23
24 This was a randomized controlled 2-arm clinical trial that compared an avatar-led
25
26 ACT-based digital intervention for smoking cessation to a wait-list control. This clinical trial
27
28 was registered at Clinicaltrial.gov (number masked for review). Intervention participants
29
30 (n=49) completed assessments at pre- and post-intervention (immediately after completing
31
32 session 6) and 6-month post-intervention follow-up, whereas waitlist control participants
33
34 (n=35) completed the same questionnaires twice (pre- and post-intervention). Control group
35
36 participants' timing of questionnaire completion was yoked to the participants in the
37
38 intervention group. Those in the intervention group completed 6 sessions, each averaging 25-
39
40 minutes. The assessment and treatment were all completed on-line. Participants were able to
41
42 complete the program either using a computer or a tablet by entering into the program
43
44 website (masked for review). Frequency of contact with the program was spaced out over 3
45
46 to 30 days, thus the time it took to complete the entire program and post-assessment varied.
47
48
49
50
51 Given that in order to proceed to the next session the previous one had to be completed,
52
53
54
55
56
57
58
59
60
61
62
63
64
65
66
67
68
69
70
71
72
73
74
75
76
77
78
79
80
81
82
83
84
85
86
87
88
89
90
91
92
93
94
95
96
97
98
99
100
101
102
103
104
105
106
107
108
109
110
111
112
113
114
115
116
117
118
119
120
121
122
123
124
125
126
127
128
129
130
131
132
133
134
135
136
137
138
139
140
141
142
143
144
145
146
147
148
149
150
151
152
153
154
155
156
157
158
159
160
161
162
163
164
165
166
167
168
169
170
171
172
173
174
175
176
177
178
179
180
181
182
183
184
185
186
187
188
189
190
191
192
193
194
195
196
197
198
199
200
201
202
203
204
205
206
207
208
209
210
211
212
213
214
215
216
217
218
219
220
221
222
223
224
225
226
227
228
229
230
231
232
233
234
235
236
237
238
239
240
241
242
243
244
245
246
247
248
249
250
251
252
253
254
255
256
257
258
259
260
261
262
263
264
265
266
267
268
269
270
271
272
273
274
275
276
277
278
279
280
281
282
283
284
285
286
287
288
289
290
291
292
293
294
295
296
297
298
299
300
301
302
303
304
305
306
307
308
309
310
311
312
313
314
315
316
317
318
319
320
321
322
323
324
325
326
327
328
329
330
331
332
333
334
335
336
337
338
339
340
341
342
343
344
345
346
347
348
349
350
351
352
353
354
355
356
357
358
359
360
361
362
363
364
365
366
367
368
369
370
371
372
373
374
375
376
377
378
379
380
381
382
383
384
385
386
387
388
389
390
391
392
393
394
395
396
397
398
399
400
401
402
403
404
405
406
407
408
409
410
411
412
413
414
415
416
417
418
419
420
421
422
423
424
425
426
427
428
429
430
431
432
433
434
435
436
437
438
439
440
441
442
443
444
445
446
447
448
449
450
451
452
453
454
455
456
457
458
459
460
461
462
463
464
465
466
467
468
469
470
471
472
473
474
475
476
477
478
479
480
481
482
483
484
485
486
487
488
489
490
491
492
493
494
495
496
497
498
499
500
501
502
503
504
505
506
507
508
509
510
511
512
513
514
515
516
517
518
519
520
521
522
523
524
525
526
527
528
529
530
531
532
533
534
535
536
537
538
539
540
541
542
543
544
545
546
547
548
549
550
551
552
553
554
555
556
557
558
559
560
561
562
563
564
565
566
567
568
569
570
571
572
573
574
575
576
577
578
579
580
581
582
583
584
585
586
587
588
589
590
591
592
593
594
595
596
597
598
599
600
601
602
603
604
605
606
607
608
609
610
611
612
613
614
615
616
617
618
619
620
621
622
623
624
625
626
627
628
629
630
631
632
633
634
635
636
637
638
639
640
641
642
643
644
645
646
647
648
649
650
651
652
653
654
655
656
657
658
659
660
661
662
663
664
665
666
667
668
669
670
671
672
673
674
675
676
677
678
679
680
681
682
683
684
685
686
687
688
689
690
691
692
693
694
695
696
697
698
699
700
701
702
703
704
705
706
707
708
709
710
711
712
713
714
715
716
717
718
719
720
721
722
723
724
725
726
727
728
729
730
731
732
733
734
735
736
737
738
739
740
741
742
743
744
745
746
747
748
749
750
751
752
753
754
755
756
757
758
759
760
761
762
763
764
765
766
767
768
769
770
771
772
773
774
775
776
777
778
779
780
781
782
783
784
785
786
787
788
789
790
791
792
793
794
795
796
797
798
799
800
801
802
803
804
805
806
807
808
809
810
811
812
813
814
815
816
817
818
819
820
821
822
823
824
825
826
827
828
829
830
831
832
833
834
835
836
837
838
839
840
841
842
843
844
845
846
847
848
849
850
851
852
853
854
855
856
857
858
859
860
861
862
863
864
865
866
867
868
869
870
871
872
873
874
875
876
877
878
879
880
881
882
883
884
885
886
887
888
889
890
891
892
893
894
895
896
897
898
899
900
901
902
903
904
905
906
907
908
909
910
911
912
913
914
915
916
917
918
919
920
921
922
923
924
925
926
927
928
929
930
931
932
933
934
935
936
937
938
939
940
941
942
943
944
945
946
947
948
949
950
951
952
953
954
955
956
957
958
959
960
961
962
963
964
965
966
967
968
969
970
971
972
973
974
975
976
977
978
979
980
981
982
983
984
985
986
987
988
989
990
991
992
993
994
995
996
997
998
999
1000

Effectiveness of an Avatar-led Smoking Cessation Intervention

not exceed the 30-day cut off. Participants who failed to log-in, were sent an email after one week and then a second email after two more weeks.

The local National Bioethics Committee, the Ministry of Education, and each participating university approved the study. All participants completed a consent form prior to participation.

Participants & Recruitment

As depicted in Figure 1, 297 university student smokers were recruited from three universities in Cyprus via flyers posted in cafeterias and classroom announcements (during the academic year 2014-2015). Recruitment occurred in two rounds, one in the fall and one in the spring semester. Interested individuals were informed about the study and told that they would not be “forced” to quit and that the main aim was to get their opinion regarding this digital intervention, likes and dislikes, and recommendations for helping other smokers quit. Participants were screened following informed consent. One hundred five smokers (68 females), aged 18-28 years old ($M=22.44$, $SD=2.61$) who met inclusion criteria (daily smokers) completed the screening questionnaires. Exclusion criteria included not being a daily smoker, defined as smoking <1 cigarette per day over the past 30 days. Of those completing screening measures, 84 entered the digital intervention and were randomized to either Flexiquit ($N=49$) or waitlist-control groups ($N=35$). Participants were blind to allocation until after the completion of pre-intervention measures at which point, they were contacted and informed about the next steps to the study. Participation incentives for completing intervention sessions and questionnaires were extra class credit for university students whose instructors agreed or a raffle entry of small monetary value.

Intervention and Software and Avatar Development

Effectiveness of an Avatar-led Smoking Cessation Intervention

1
2 A website was developed to host the program. The software development used
3
4 Lightswitch template of Visual Studio Platform, which uses HTML5 and Silverlight
5
6 technologies. The backend code was developed in C#, deployed on Microsoft Cloud and used
7
8 the Microsoft SQL server. Two avatars (one male and one female) were created using the
9
10 Media Semantics Character Builder (see Appendix 1 for a picture of the avatars). Avatar
11
12 voices were recorded using “Audacity” and incorporated in the program. “Audacity” is a free
13
14 open-source easy-to-use multi-track audio editor and recorder application
15
16 (www.audacityteam.org). Each module/component or game was created in HTML5 and
17
18 javascript and embedded. Videos were created using clips from several sources in iMovie and
19
20 Final Cut Pro. Finally, questionnaires were created using Tailorbuilder and embedded in the
21
22 program. Data were sent to Tailorbuilder for storage, subsequently extracted and imported to
23
24 SPSS. There were both constrained and unconstrained multiple-choice questions used for
25
26 participants to communicate with the avatar. The avatar was programmed to present limited
27
28 head and mouth movements, and hand gestures, to match verbal information. To also build
29
30 rapport, the avatar presented his/her own backstory and teachings regarding smoking. The
31
32 engine was rules-based with several option paths with pre-recorded answers for each path.
33
34 Thus, depending on the users’ response to the questions posed by the avatar, there was a
35
36 different continuation to the story, different information, encouragement, skill etc. provided.
37
38 For example, if the participant responded that they quit smoking, they received a different
39
40 response than if they stated that they had not yet quit smoking. Sessions were consecutive
41
42 and participants had to complete them in order.
43
44
45
46
47
48
49
50
51
52

53 The digitized “Flexiquit” manual was adapted from ACT for smoking cessation and
54
55 other protocols [20,23,25]. During the previous smoking cessation trials run by our group
56
57 targeting this population, participants’ ideas and needs were recorded and incorporated in the
58
59
60
61
62
63
64
65

Effectiveness of an Avatar-led Smoking Cessation Intervention

1
2 development of this program. The development followed several steps including
3
4 brainstorming of ideas, discussions with young smokers about the look of the avatar, realism
5
6 to be included, the backstory, and voice preference. Gamification and persuasive technology
7
8 principles were utilized in making decisions on program presentations. Gamification utilizes
9
10 behavioral principles (e.g., positive reinforcement) along with mechanisms found to make
11
12 games addictive and implements these principles in nongame digital situations [19,37,43].
13
14 For example, we set up a virtual reward system of earning points for completing tasks and
15
16 sessions, along with receiving congratulations, certificates and a virtual graduation from the
17
18 program celebration (see Appendix 1 for a picture). Persuasive technology stipulates that for
19
20 technology itself to have the capacity of being persuasive (or engaging) the persuasion has to
21
22 be intentional, utilized as a medium via which experiences can be created, and follow certain
23
24 principles (i.e., provide a sense of trustworthiness, expertise, and credibility) [38]. These
25
26 were utilized in the development of this program, where it was made clear which university
27
28 was behind this program, what is their expertise, and information regarding the therapy
29
30 approach and its empirical support.
31
32
33
34
35
36
37
38

39 Iterations of the program were pilot tested with small groups (2-3 individuals) of
40
41 young adult smokers. The program went through two rounds of testing before it was finalized
42
43 in its current format. Each of the six exclusively digital sessions was adapted so that
44
45 experiential exercises, therapy facilitating metaphors, and other materials, were tailored to
46
47 engage young adults [following guidelines of 19; e.g., adapting the content to the interests of
48
49 youth, such as including music and sports metaphors] and presented in a digitized way via the
50
51 use of pictures, videos, avatar discussions, exercises, games etc. (see Table 1 for session
52
53 overview and also a detailed description of the content can be found at [30] and the full
54
55
56
57
58
59
60
61
62
63
64
65

Effectiveness of an Avatar-led Smoking Cessation Intervention

1
2 manual is available from the authors). Each session took approximately 25 minutes to
3
4 complete.
5

6 7 **Data Collection and Measures**

8
9 Participants who screened eligible (n=105) and consented, were invited to complete
10 pre-intervention measures. Twenty-one people did not complete this step. Eighty-four
11 completed pre-intervention measures and were randomly allocated using computer-generated
12 allocation with oversampling for the treatment condition (randomizer.com). After completing
13 each session, an automated email thanked them for participating, provided session handouts,
14 and reminded them about homework assignments. Following completion of session 6,
15 participants completed the post-treatment questionnaires on-line.
16
17
18
19
20
21
22
23
24
25

26 Waitlist-control group participants received the pre-treatment questionnaires
27 concurrently with the intervention group. Timing was yoked at post-intervention, such that
28 for every participant in the intervention group that completed the sixth session and received
29 an email to complete the post-treatment questionnaires, one participant from the control
30 group received the post-treatment assessment. Waitlist-control participants were then invited
31 to enter the program, but no intervention data were collected on these participants.
32
33
34
35
36
37
38
39
40

41 Assessments were completed three times on-line: at pre- and post-intervention, and 6-
42 month post-intervention follow-up for the intervention group only. These included:
43

44 *Demographics and smoking history*, assessed age, gender, weekly allowance/income,
45 smoking history and current smoking patterns (e.g., number of cigarettes smoked per day).
46
47
48
49

50 *Quit status, 7-day point prevalence abstinence*. Since the point prevalence is the most
51 common cessation outcome in smoking cessation effectiveness trials and it makes the
52 comparison of effectiveness across trials easier [29], participants were given the question
53
54
55
56
57
58
59
60
61
62
63
64
65

Effectiveness of an Avatar-led Smoking Cessation Intervention

1
2 “Did you smoke, even a puff, in the last 7 days?” and were required to give a “yes” or “no”
3
4 answer.
5

6
7 *Fagerström Test of Nicotine Dependence* (FTND [24]; Greek validation [25]) is a 6-
8
9 item self-report instrument of nicotine dependence. Higher total scores indicate higher levels
10
11 of dependence. It is one of the most frequently used measures of nicotine dependence with
12
13 adequate internal consistency; 14 studies showed Cronbach’s α coefficient range of 0.55 to
14
15 0.74 [26]. Also, 8 studies found a range of 0.65 to 0.91 for its test-retest reliability [26].
16
17 Cronbach’s α for this sample was 0.81.
18
19

20
21 *Smoking Self-Efficacy Questionnaire* (SSEQ; adapted from [27]; Greek adaptation
22
23 [24]) contains 12-items assessing self-efficacy in resisting smoking in specific situations, on a
24
25 Likert-type scale ranging from 1=I’m sure I won’t smoke to 7=I’m sure I will smoke. Lower
26
27 scores indicate higher self-efficacy in resisting temptation. It showed good internal
28
29 consistency and test-retest reliability, with Cronbach’s α coefficients of .95 and .94
30
31 respectively [27]. For this study Cronbach’s α =.93.
32
33

34
35 *Contemplation Ladder* [28] is a one-item ordinal measure assessing
36
37 intention/readiness to quit smoking and was used to determine participants’ stage of change.
38
39 It consists of a 0-10 scale, where higher scores indicate higher levels of motivation/readiness
40
41 to quit smoking. Researchers reported good concurrent and predictive validity and suggested
42
43 that this measure is a good predictor of smoking cessation [28].
44
45

46
47 *End-of-Session Satisfaction Questionnaire* (completed at the end of each session- total
48
49 6 times), was based on the Modified Client Satisfaction Questionnaire [44] and adapted for
50
51 the purposes of this study. It assessed participants’ satisfaction with each treatment session
52
53 and its components and helpfulness in quitting, using a Likert-type scale (0=not at all and
54
55
56
57
58
59
60
61
62
63
64
65

Effectiveness of an Avatar-led Smoking Cessation Intervention

10=very much satisfied). Areas assessed included: session quality, effectiveness, interesting, helpful, accurate, useful in quitting smoking, and ease of use (see [30] for more details).

Data Analysis

In order to test group equivalence prior to the intervention, demographic variables, smoking variables, self-efficacy, intention to quit, and baseline variables were compared between the two groups (treatment vs. control) using two-tailed t-tests for continuous variables and chi-square tests for categorical variables. These same analyses were repeated, comparing completers (all who completed the post-assessment) to non-completers (those who completed at least one session of treatment but not the post-assessment) on baseline measures to ensure that demographics or smoking characteristics at baseline did not predict drop out from the study.

To determine whether abstinence rates (self-reported 7-day point-prevalence) at post-treatment differed between groups, logistic regressions were conducted, as this was a binomial outcome. A logistic regression was also conducted on an intent-to-treat (ITT) basis, where non-completers were considered smokers at the time of assessment.

Mixed factor ANOVAs evaluated group changes from pre- to post-treatment quit rates and smoking outcomes. One-way repeated measures ANOVAs compared the effects of time separately for each of the outcome variables (FTND, SSEQ, CL) pre- and post-intervention, and at 6-month follow-up (calculated from post-intervention) only for the Flexiquit condition since wait-list participants were offered the intervention after the post-treatment point. All statistical analyses were conducted using SPSS (IBM SPSS version 22).

Results

Demographics

Effectiveness of an Avatar-led Smoking Cessation Intervention

Table 2 presents the demographics in the treatment and control groups. More female smokers were included than males, which reflect the proportion of genders attending university in social science majors (from where the sample originated). Most participants (90%) were Greek Cypriots, 4% were Greeks and the rest reported “other” as their ethnicity. Participants reported having smoked their first cigarette between 11 and 23 years old ($M=16.36$ years, $SD=2.34$). Participants reported smoking on average 9.41 ($SD=6.93$) cigarettes per day (range=1-27 cigarettes per day) during the past week. Thirty-four percent of participants also experimented with other drugs (e.g., marijuana, cocaine). On average participants took 44.07 days to complete (session 1-6) the program ($SD=22.60$; $mode=22$). Most participants (65.45% overall; 78.78% in Flexiquit and 53.57% in control) were in pre-contemplation or contemplation stages of change suggesting that they were not interested in quitting smoking (Table 3).

Baseline Measures: Assessing Group and Completer Equivalence

There were no statistically significant differences in any of the demographic, smoking-related, or outcome variables between the treatment and control groups or between treatment completers and non-completers (see supplementary Table 1).

Attrition

Attrition within the intervention group was 42.86% (21 of 49 participants). Attrition in the wait-list group was 20% (7 of 35 participants). One participant’s post-treatment data was lost due to technical problems (crashing of the website without saving the data). Some other isolated technical problems reported by participants included: “crashing” of the website or the pause button getting “stuck” resulting in the need to repeat parts of the session again, and lack of program responsiveness [for more details see 30].

Controlled Differences on Quit Rates and Smoking Outcomes

Effectiveness of an Avatar-led Smoking Cessation Intervention

As hypothesized, with completer case analysis, at post-intervention the treatment group had statistically significantly higher self-reported quit rates (7-day point-prevalence abstinence) than the control group (51.90% vs. 14.30% respectively; OR=6.46, 95% CI=1.76–23.71, $p=.005$; see Table 3). Intent-To-Treat (ITT) analysis also showed increases in odds of quitting; however, this increase was non-significant (28.57% vs. 11.43% respectively; OR=3.10, 95% CI=0.92-10.41, $p=.067$). A comparison at 6-month follow-up was not possible as participants in the control group entered treatment after the waiting period (i.e., post time-point).

There was a statistically significant interaction between time and group on participants' average number of cigarettes smoked per day, $F(1,53)=9.61$, $p=.003$, $\eta^2=.15$; a significant main effect of time, $F(1,53)=16.92$, $p<.001$, $\eta^2=0.24$, with higher number of cigarettes smoked per day at pre than at post-intervention (see Table 3 and Figure 2). Statistically significant differences between the two groups were found only at post intervention, ($F(1,53)=8.80$, $p=.005$, $\eta^2=.14$) with lower number of cigarettes smoked by individuals in the treatment group compared to control. Table 3 presents all means, standard deviations and denotes where statistically significant group differences were found.

There was a statistically significant interaction between time and group on participants' FTND scores, $F(1,53)=6.78$, $p=.01$, $\eta^2=.11$ (see Table 3). There was a significant main effect of time, $F(1,53)=10.42$, $p=.002$, $\eta^2=.16$, with FTND scores at pre being higher than at post-treatment. Single degree of freedom interaction contrasts showed that the differences driving the interaction were those between the two groups at post-intervention ($F(1,53)=4.51$, $p=.04$, $\eta^2=.08$), with the treatment group presenting with lower levels of nicotine dependence compared to control.

Effectiveness of an Avatar-led Smoking Cessation Intervention

Similarly, there was a statistically significant interaction between time and group on participants smoking self-efficacy scores, $F(1,53)=22.64, p<.001, \eta^2=.30$. There was also a significant main effect of time, $F(1,53)=32.32, p<.001, \eta^2=.38$. Single degree of freedom interaction contrasts showed that the differences driving the interaction were those between the two groups at post-intervention ($F(1,53)=13.11, p=.001, \eta^2=.20$), where individuals in the Flexiquit group presented lower scores (higher self-efficacy) compared to controls.

There was a statistically significant interaction between time and group on participants' intention to quit smoking scores (CL), $F(1,53)=22.29, p<.001, \eta^2=.30$. There was also a significant main effect of time, $F(1,53)=17.06, p<.001, \eta^2=.24$. Single degree of freedom interaction contrasts suggest that the differences driving the interaction were the statistically significantly higher intention-to-quit scores of the treatment group compared to the control group at post-intervention, $F(1,53)=19.01, p<.001, \eta^2=.26$.

Time differences from pre to post to follow-up for Flexiquit group only

One-way repeated measures ANOVAs compared the effects of time separately for each of the outcome variables (FTND, SSEQ, CL) pre- and post-intervention, and at 6-month follow-up only for the Flexiquit condition, since wait-list participants were offered the intervention after the post-intervention point (see Figure 2). There was a statistically significant effect of time on FTND, Wilks' Lambda=.58, $F(2,12)=4.27, p<.05, \eta^2=.42$, with pre FTND scores ($M=2.50, SD=2.25$) being significantly higher than follow-up scores ($M=.93, SD=1.33$). Similarly SSEQ scores significantly decreased across time, Wilks' Lambda=.34, $F(2,12)=11.77, p<.001, \eta^2=.66$; from pre ($M=60.43, SD=13.83$) to post ($M=36.93, SD=16.92$) to follow-up ($M=31.93, SD=18.91$). Regarding CL scores, there was a significant quadratic effect across time, Wilks' Lambda=.58, $F(2,12)=4.27, p<.05, \eta^2=.69$, with scores increasing from pre ($M=5.21, SD=2.36$) to post ($M=9.00, SD=1.66$) but

Effectiveness of an Avatar-led Smoking Cessation Intervention

significantly decreasing from post to follow-up ($M=3.43$, $SD=3.53$) at similar levels as pre-intervention.

Post-hoc analysis of number of cigarettes smoked per day among non-quit participants

Repeated measures ANOVAs (group x time) was carried out only for those individuals who did not quit smoking at the post assessment point (13 in Flexiquit and 24 in control). There was a statistically significant interaction $F(1,35)=3.97$, $p=.05$, $\eta^2=.05$; driven by a significant decrease in the number of cigarettes smoked per day by the Flexiquit group pre to post intervention, ($F(1,35)=6.48$, $p<.05$, $\eta^2=.16$), whereas no such decrease was found in the control group ($F(1,35)=.09$, $p>.05$).

A logistic regression was performed to ascertain the effects of pre-intervention motivation to quit on the likelihood first on dropout and then on quit success. Neither model was statistically significant, suggesting that pre-intervention motivation levels were not predictive of dropout or quit success.

Additional information on the percent of individuals who quit and for those who continued to smoke, the number of cigarettes smoked per day by stages of change (from pre-contemplation to action) for the two groups is found in the supplementary Table 2.

Satisfaction with treatment

Participants satisfaction, interest, engagement, acceptability and helpfulness of the program were found to be highly positive for the intervention. Specifically in terms of quality, the average mean score across all sessions was 8.17 ($SD=0.35$); the average mean for effectiveness across sessions was 8.03 ($SD=0.60$); on average across sessions the mean for how interesting the sessions were, was 8.09 ($SD=0.29$); the average mean of how helpful the sessions were, was 8.02 ($SD=0.58$); in terms of usefulness of material presented, the average mean across sessions was 8.06 ($SD=0.59$); and the average mean for ease-of-use was 8.70

Effectiveness of an Avatar-led Smoking Cessation Intervention

(SD=0.28). See [30] for a detailed description of this assessment and findings. This paper also presents a comparison between completers and non-completers, where no statistically significant differences were found between these groups.

Discussion

This study demonstrated how a digital virtual coach intervention based on state-of-the-art theory increased odds of quitting smoking in the traditionally hard-to-reach population of young adult smokers. Results were consistent across all stages of readiness to change (from pre-contemplation to action) and, importantly, even among those who were not yet motivated to quit prior to the intervention. Furthermore, a statistically significant decrease for cigarettes smoked per day was reported among those individuals who did not fully quit at post-treatment assessment.

The program was built using gamification [37] and persuasive technology concepts [38] as well as an empirically supported theory of behavior change (i.e., ACT) [19]. This program directly addressed participants' values, goals and deep-seated dreams as a means of cultivating appetitive motivation. The intervention targets values as a type of appetitive motivation to stand in opposition to one's motivation to avoid the aversive aspects of the quitting process (i.e., cravings, fear of weight gain, etc). In other words, the intervention provided a powerful individual reason to give up an otherwise "pleasurable" habit. It is believed that once appetitively motivated, young adult smokers are more likely to engage with the other active parts of the program that provided the skills necessary to cease smoking (e.g., tolerance of discomfort and cravings). Based on the complete-case analysis, the probability of quitting was six times as high among completers compared to those in the control group. Quit rates remained quite high in the ITT analysis (probability of quitting was three times as high among Flexiquit group participants [28.57%] than control group

Effectiveness of an Avatar-led Smoking Cessation Intervention

[11.43%]). In comparison, previous young adult smoking cessations studies reported only as high as double the self-reported quit rates at post-treatment compared to controls [6,10,13], a lower rate than the outcomes of the present study.

Nicotine dependence levels of young adults in this sample were relatively low to moderate at pre-treatment. Such levels are consistent with those of dependence in other samples, likely due to a shorter smoking history than older adult smokers [32]. Irrespective of individuals' levels of nicotine dependence at pretreatment, more decreases were observed from pre- to post-treatment in Flexiquit than the control group. Importantly, the mean number of cigarettes smoked per day also statistically significantly decreased in the Flexiquit compared to control group even among those individuals who did not quit smoking at post-intervention. Therefore, even for participants who did not manage to fully quit at post, there was a trend towards decreasing the amount of cigarettes smoked per day in the intervention group, potentially bringing this group closer to completely quitting in the future [39,40].

Similar to previous smoking cessation research, this study observed an increase in participants' self-efficacy and readiness-to-quit (e.g. [33]). Importantly, this study observed this same phenomenon in individuals who had little interest to make a quit attempt prior to the intervention (65% were at the pre-contemplation or contemplation stages of change). We believe that one of the areas where ACT deviates from previous treatments and has potential to be particularly helpful may be in providing meaning to the quit attempts and thus motivating individuals. This is accomplished by putting smoking into a larger context (e.g., of valued living) and specifically aiding individuals to move through the stages of change, with increased quitting self-efficacy and translating this into actual behavior change. Future studies should also explore the preventive value of such an approach in preventing adolescents and young adults from picking up smoking.

Effectiveness of an Avatar-led Smoking Cessation Intervention

Attrition rates among young smokers are usually quite high for general face-to-face programs (e.g., up to 77% dropout [6]) and is a substantial problem plaguing all types of digital interventions [19]. The attrition rate of the treatment group in this study was 42.86%, which is in line with previous face-to-face smoking cessation studies in young adults [6]. This is particularly promising for this program, as this was a digital intervention where one would expect higher attrition rates and given the low interest in quitting prior to the study (only moderately motivated to quit smoking). However, there was a higher proportion of female smokers than males, potentially suggesting that males were even less likely to be interested in quitting or entering such a cessation program. This is in line again with research suggesting that males are less likely to engage with digital interventions and more likely to dropout compared to females [19,34]. Finding ways to deal with attrition should be of concern to future digital intervention studies and measures are needed to improve user engagement and adherence, especially among young adult male smokers. Further, there was more retention of participants in the wait-list control group and this may have been an artifact of the contingencies provided, as participants in the wait-list were told that they would receive course credit or a chance to enter the raffle drawing after completing the intervention. Further, curiosity of trying out the digital program may have led to higher retainment in this group, however this was not specifically tested.

This study had several limitations. First, it relied exclusively on self-reported abstinence in all cessation outcome variables. It is possible that young adults over-report quitting. However, given that no incentives were provided for quitting and that from the beginning participants were told that they would not be “forced” to quit but instead the focus was placed on testing the intervention and providing feedback regarding likeability and helpfulness of the approach, we believe there was less of a demand for participants to over-

Effectiveness of an Avatar-led Smoking Cessation Intervention

1
2 report quitting. Given the advent of technological means of biochemical verification, future
3
4 studies should attempt to assess quitting, if not for all participants, at least to assess a random
5
6 sample for abstinence. Further it would be important to assess smoking cessation at each
7
8 session so as to examine when changes in smoking behavior occur during the intervention.
9
10
11 Second, in order to accommodate participants, spacing between sessions was allowed to
12
13 range from three to 30 days, thus the resulting time to completion of the program varied
14
15 among participants (22-94 days). This heterogeneity might have affected findings in that not
16
17 all participants received the same temporal intensity of intervention. Future programs may
18
19 consider a more fixed schedule of session completion so as to decrease the heterogeneity,
20
21 however this comes with the risk of increasing drop-out if individuals are unable to complete
22
23 the sessions for non-therapy related reasons (e.g., due to time pressures at school or work).
24
25
26 Cross-contamination between conditions is possible as the participant pool originated from
27
28 similar environments, however this was not specifically assessed. Future studies should take
29
30 this into consideration as this may actually impact the findings (possibly exaggerate
31
32 outcomes in the control group). Additionally, we were not able to assess in this trial whether
33
34 treatment was delivered as intended as background metrics were not incorporated into the
35
36 development of the program (e.g., time to completion of each session) and participants were
37
38 not required to upload their homework for verification of task completion. Future programs
39
40 should ensure the gathering and reporting of background metrics and participants'
41
42 homework. Also, some technical problems were reported by participants that resulted in
43
44 some data loss (e.g., post-treatment questionnaires) or difficulties. Technical problems were
45
46 more evident during session 1 (some problems were fixed for later sessions), which may have
47
48 resulted in higher attrition at the beginning of the intervention (see also [30]). The
49
50 comparison condition chosen in this study was a wait-list control group, as there was no other
51
52
53
54
55
56
57
58
59
60
61
62
63
64
65

Effectiveness of an Avatar-led Smoking Cessation Intervention

1
2 “standard of care” equivalent intervention available against which to compare Flexiquit for
3
4 this population. Future studies should aim to directly compare the Flexiquit program to other
5
6 active (digital) interventions to further isolate non-specific effects. Further, the sample in this
7
8 study comprised of university based young adults with possible generalizability limitations.
9
10
11 However, an epidemiological study of young adults in Cyprus showed similar smoking rates
12
13 among working and community dwellers, and university students [31]. Future studies should
14
15 also examine this program with additional populations and larger samples.
16
17

18
19 Innovative modes of treatment delivery, such as digital programs like Flexiquit, are
20
21 promising with respect to reducing or stopping smoking among young adults. Advancements
22
23 in computer software and the gaming-world in terms of graphics, interactivity, avatar
24
25 personifications and anthropomorphisms, contribute to the flow of information and user
26
27 experience [19]. If these state-of-the-art technologies are applied outside the gaming world
28
29 and adapted to state-of-the-art therapeutic interventions, this will inevitably improve the
30
31 attractiveness, engagement, and effectiveness of digital interventions [19]. Such interventions
32
33 may be appealing and attractive to young adults who are comfortable and familiar with
34
35 digital means of information exchange and play.
36
37
38
39
40

41 Overall, Flexiquit provides promise for the delivery of smoking cessation
42
43 interventions to young adults who may otherwise be hard-to-reach or not interested in
44
45 engaging in a face-to-face smoking cessation. This is especially encouraging given that
46
47 digital interventions have the advantage of being cost-effective, easy to disseminate,
48
49 convenient, and sustainable. As such, digital interventions that prove their efficacy have the
50
51 potential to impact public health at higher rates than other treatments [36]. Therefore, we are
52
53 optimistic of the promise of such programs in dealing with the smoking epidemic, especially
54
55 among young adults.
56
57
58
59
60
61
62
63
64
65

Effectiveness of an Avatar-led Smoking Cessation Intervention

References

- 1) Center for Disease Control (retrieved on March 30, 2019)
https://www.cdc.gov/tobacco/data_statistics/fact_sheets/adult_data/cig_smoking/index.htm#anchor_1549902047693.
- 2) World Health Organization. WHO report on the global tobacco epidemic, 2017: Monitoring tobacco use and prevention policies.
- 3) Dutra LM, Glantz SA. Electronic cigarettes and conventional cigarette use among U.S. adolescents: A cross-sectional study. *JAMA Pediatr.* 2014; 168(7):610–617
- 4) Haardörfer R, Berg CJ, Lewis M, Payne J, Pillai D, McDonald B, Windle M. Poly tobacco, marijuana, and alcohol use patterns in college students: A latent class analysis. *Addict Behav.* 2016 Aug 1;59:58-64. doi: 10.1016/j.addbeh.2016.03.034.
- 5) Doll R, Peto R, Boreham J, Sutherland I. Mortality from cancer in relation to smoking: 50 years observations on British doctors. *Brit J Cancer.* 2005 Feb;92(3):426. doi: 10.1038/sj.bjc.6602359.
- 6) Sussman S, Sun P. Youth tobacco use cessation: 2008 update. *Tob Induc Dis.* 2009 Dec;5(1):3. doi: 10.1186/1617-9625-5-3.
- 7) Curry SJ, Sporer AK, Pugach O, Campbell RT, Emery S. Use of tobacco cessation treatments among young adult smokers: 2005 National Health Interview Survey. *Am J Public Health.* 2007 Aug;97(8):1464-9.
- 8) Pbert, Lori, et al. State-of-the-art office-based interventions to eliminate youth tobacco use: the past decade. *Pediatrics* 135.4 (2015): 734-747.
- 9) Ramo DE, Young-Wolff KC, Prochaska JJ. Prevalence and correlates of electronic-cigarette use in young adults: findings from three studies over five years. *Addict Behav.* 2015 Feb 1;41:142-7. doi: 10.1016/j.addbeh.2014.10.019.
- 10) Villanti AC, McKay HS, Abrams DB, Holtgrave DR, Bowie JV. Smoking-cessation interventions for US young adults: a systematic review. *Am J Prev Med.* 2010 Dec 1;39(6):564-74.
- 11) McFee RB, Boykan R, Lasner H, Mazure B. Promoting adolescent smoking cessation is worth the effort. *Archs Pediat Adol Med.* 2001 Mar 1;155(3):419-20. doi:10.1001/archpedi.155.3.417
- 12) Fiore MC, Jorenby DE, Baker TB. Smoking cessation: principles and practice based upon the AHCPDR Guideline, 1996. *Ann Behav Med.* 1997 Sep 1;19(3):213-9.
- 13) Stanton A, Grimshaw G. Tobacco cessation interventions for young people. *Cochrane Database Syst Rev.* 2013 CD003289-CD003289.
- 14) Rabinus V, McAlister AL, Geiger A, Huang P, Todd R. Telephone counseling increases cessation rates among young adult smokers. *Health Psychol.* 2004 Sep;23(5):539. doi: 10.1037/0278-6133.23.5.539.
- 15) An LC, Demers MR, Kirch MA, Considine-Dunn S, Nair V, Dasgupta K, Narisetty N, Resnicow K, Ahluwalia J. A randomized trial of an avatar-hosted multiple behavior change intervention for young adult smokers. *J of the National Cancer Institute Monographs.* 2013 Dec 1;2013(47):209-15. doi: 10.1093/jncimonographs/lgt021.
- 16) Ebert, DD, et al. Internet-and mobile-based psychological interventions: applications, efficacy, and potential for improving mental health. *Eur Psychol.* 2018.

Effectiveness of an Avatar-led Smoking Cessation Intervention

- 1
2
3
4
5
6
7
8
9
10
11
12
13
14
15
16
17
18
19
20
21
22
23
24
25
26
27
28
29
30
31
32
33
34
35
36
37
38
39
40
41
42
43
44
45
46
47
48
49
50
51
52
53
54
55
56
57
58
59
60
61
62
63
64
65
- 17) Hutton HE, Wilson LM, Apelberg BJ, Avila Tang E, Odelola O, Bass EB, Chander G. A systematic review of randomized controlled trials: Web-based interventions for smoking cessation among adolescents, college students, and adults. *Nicotine Tob Res.* 2011 Feb 24;13(4):227-38. doi: 10.1093/ntr/ntq252.
 - 18) Fiore MC, Jaen CR, Baker TB, Bailey WC, Benowitz NL, Curry SJ, Dorfman SF, Froelicher ES, Goldstein MG, Heaton CG, Henderson PN. Treating tobacco use and dependence: 2008 update US Public Health Service Clinical Practice Guideline executive summary. *Respir Care.* 2008 Sep 1;53(9):1217-22.
 - 19) Karekla M, Kasinopoulos O, Neto D., Ebert DD, Van Daele T, Nordgreen T, Höefer S, Oeverland S & Jensen KL. Best practices and recommendations for digital interventions to improve engagement and adherence in chronic illness sufferers. *Eur Psychol.* 2018.
 - 20) Hayes SC, Strosahl KD, Wilson KG. Acceptance and commitment therapy: The process and practice of mindful change. Guilford Press; 2011.
 - 21) Lai DT, Cahill K, Qin Y, Tang JL. Motivational interviewing for smoking cessation. *Cochrane database of systematic reviews.* 2010(1).
 - 22) Bricker JB, Bush T, Zbikowski SM, Mercer LD, Heffner JL. Randomized trial of telephone-delivered acceptance and commitment therapy versus cognitive behavioral therapy for smoking cessation: a pilot study. *Nicotine Tob Res.* 2014 Jun 16;16(11):1446-54. doi: 10.1093/ntr/ntu102.
 - 23) Gifford EV, Kohlenberg BS, Hayes SC, Antonuccio DO, Piasecki MM, Rasmussen-Hall ML, Palm KM. Acceptance-based treatment for smoking cessation. *Behav Therapy.* 2004 Sep 1;35(4):689-705. doi: 005-7894/04/0689-0705.
 - 24) Heatherton TF, Kozlowski LT, Frecker RC, FAGERSTROM KO. The Fagerström test for nicotine dependence: a revision of the Fagerstrom Tolerance Questionnaire. *Brit J Addict.* 1991 Sep;86(9):1119-27.
 - 25) Karekla M, Kapsou M, Ioannou VA, Gregoriou I, Christodoulou A, & Gkلياou MA. Pilot results from an acceptance and commitment therapy-enhanced smoking cessation intervention for adolescents. *Psychol Health.* 2010 25(6): 250. <http://hub.lib.ucy.ac.cy/handle/7/37379>.
 - 26) Colby SM, Tiffany ST, Shiffman S, Niaura RS. Are adolescent smokers dependent on nicotine? A review of the evidence. *Drug and Alcohol Depend.* 2000 May 1;59:83-95.
 - 27) Etter JF, Bergman MM, Humair JP, Perneger TV. Development and validation of a scale measuring self-efficacy of current and former smokers. *Addict.* 2000 Jun;95(6):901-13.
 - 28) Biener L, Abrams DB. The Contemplation Ladder: validation of a measure of readiness to consider smoking cessation. *Health Psychol.* 1991;10(5):360.
 - 29) Hughes JR, Carpenter MJ, Naud S. Do point prevalence and prolonged abstinence measures produce similar results in smoking cessation studies? A systematic review. *Nicotine Tob Res.* 2010 May 26;12(7):756-62.
 - 30) Masked for blind review**
 - 31) Karekla M, Symeou A, Tsangari H, Kapsou M, & Constantinou M. Smoking Prevalence and Tobacco Exposure Among Adolescents in Cyprus. *Europ J Public Health.* 2009; 1-7. doi:10.1093/eurpub/ckp064.

Effectiveness of an Avatar-led Smoking Cessation Intervention

- 1
2
3 32) Prokhorov AV, Pallonen UE, Fava JL, Ding L, Niaura R. Measuring nicotine
4 dependence among high-risk adolescent smokers. *Addict Behav.* 1996 Jan
5 1;21(1):117-27. doi: 10.1016/0306-4603(96)00048-2.
6
7 33) Simmons VN, Heckman BW, Fink AC, Small BJ, Brandon TH. Efficacy of an
8 experiential, dissonance-based smoking intervention for college students delivered via
9 the Internet. *J Consult Clin Psychology.* 2013 Oct;81(5):810. doi: 10.1037/a0032952.
10
11 34) Macea DD, Gajos K, Calil YAD & Fregni F. The efficacy of web-based cognitive
12 behavioral interventions for chronic pain: A systematic review and meta-analysis. *J*
13 *Pain*, 2010; 11, 917–929. doi: 10.1016/j.jpain.2010.06.005.
14
15 35) Benowitz NL, Jacob III P, Ahijevych K, Jarvis MJ, Hall S, LeHouezec J, Hansson A,
16 Lichtenstein E, Henningfield J, Tsoh J, Hurt RD. Biochemical verification of tobacco
17 use and cessation. *Nicotine Tob Res.* 2002 May 1;4(2). doi:
18 10.1080/14622200210123581.
19
20 36) Glasgow RE, Vogt TM, Boles SM. Evaluating the public health impact of health
21 promotion interventions: the RE-AIM framework. *Am J Public Health.* 1999
22 Sep;89(9):1322-7.
23
24 37) Deterding S, Dixon D, Khaled R, & Nacke L. From game design elements to
25 gamefulness: Defining gamification. In ACM. (Eds.), Proceedings of the 15th
26 International Academic MindTrek Conference: Envisioning future media
27 environments. 2011 (pp. 9–15) <https://doi.org/10.1145/2181037.2181040>. New York,
28 NY: ACM.
29
30 38) Fogg BJ. *Persuasive technology: Using computers to change what we think and do.*
31 *Ubiquity*, 2002, 5. <https://doi.org/10.1145/764008.763957>.
32
33 39) Hughes JR. Reduced smoking: an introduction and review of the evidence. *Addiction.*
34 2000 95:3–7.
35
36 40) Hooper N, Dack C, Karekla M, Niyazi A, & McHugh L. Cognitive defusion versus
37 experiential avoidance in the reduction of smoking behaviour: An experimental and
38 preliminary investigation. *Addiction Research and Theory.* 2018. 26(5), 414-420.
39 DOI: 10.1080/16066359.2018.1434156.
40
41 41) Taylor GM, Dalili MN, Semwal M, Civljak M, Sheikh A, & Car J. Internet
42 interventions for smoking cessation. *Cochrane Database of Systematic Reviews*, 9.
43 2017.
44
45 42) Vilaradaga R, Hayes SC, Levin ME, & Muto T. Creating a strategy for progress: A
46 contextual behavioral science approach. *The Behavior Analyst*, 32(1), 105-133. 2009.
47
48 43) Cugelman B. Gamification: what it is and why it matters to digital health behavior
49 change developers. *JMIR serious games*, 1(1), e3. 2013
50
51 44) Nguyen TD, Attkisson CC, & Stegner BL. Assessment of patient satisfaction:
52 development and refinement of a service evaluation questionnaire. *Evaluation and*
53 *program planning*, 6(3-4), 299-313. 1983.
54
55
56
57
58
59
60
61
62
63
64
65

Effectiveness of an Avatar-led Smoking Cessation Intervention

Table 1.
Digital Acceptance and Commitment Therapy Sessions Goals, Techniques used and Homework Assignments

Sessions	Goals	Techniques used	Homework Assignment
Session 1	<ul style="list-style-type: none"> • Introduction of the Avatar and the program/approach • Session overview • Values clarification¹ 	<ul style="list-style-type: none"> • Avatar videos • Testimonials from participants who previously successfully quit • Values-Game of life² 	<ul style="list-style-type: none"> • Values exercise³
Session 2	<ul style="list-style-type: none"> • Session overview & homework check-in • Control as the problem • External and Internal smoking triggers • Mindfulness of triggers⁴ 	<ul style="list-style-type: none"> • Interactive discussion of triggers (open-ended questions, graphs, pictures, experiential exercises & metaphors) • Inevitability of control of internal smoking triggers⁵ discussion & “don’t think about....” metaphor • “Wrap around method”⁶ video • Mindfulness of triggers exercise 	<ul style="list-style-type: none"> • Use “wrap around method” • Practice mindfulness of triggers
Session 3	<ul style="list-style-type: none"> • Session overview & homework check-in • Difficulty in controlling thoughts, emotions, cravings • Problem with placing too much emphasis on words/ Cognitive defusion⁷ 	<ul style="list-style-type: none"> • Cognitive Defusion interactive and experiential metaphors⁸ • “Lie detector” metaphor video⁹ • Experiential exercises (e.g., “hands as thoughts” exercise)⁸ 	<ul style="list-style-type: none"> • Link values to smoking cessation & practice values-based action • Practice cognitive defusion • Choose to decrease number of cigarettes smoked per day (recommendation to decrease by half)
Session 4	<ul style="list-style-type: none"> • Session overview & homework check-in • Cognitive defusion⁷ • Recognize excuses as obstacles to valued living • Learn techniques to get “unstuck” from thoughts & excuses 	<ul style="list-style-type: none"> • Open ended questions about obstacles faced in homework completion • Cognitive Defusion interactive and experiential metaphors & exercises (e.g., “musical thoughts”)⁸ • Choosing a quit date & planning for values-based actions in the face of obstacles 	<ul style="list-style-type: none"> • Link values to smoking cessation & practice values-based action • Practice cognitive defusion techniques
Session 5	<ul style="list-style-type: none"> • Session overview & homework check-in 	<ul style="list-style-type: none"> • Open & close-ended questions about obstacles 	<ul style="list-style-type: none"> • Practice learned skills to quit

Effectiveness of an Avatar-led Smoking Cessation Intervention

	<ul style="list-style-type: none"> • Learn to reward ourselves for succeeding • How to deal with failure or lapses • Learn about willingness¹⁰ & choices • Relapse prevention¹¹ • Linking together all learned skills 	<ul style="list-style-type: none"> • faced in homework completion • Willingness interactive and experiential metaphors & exercises (e.g., “mountain” metaphor)¹² • “Demons on the boat” metaphor video¹³ • Relapse prevention skills exercises • Values based choices in the face of difficulties exercises 	<ul style="list-style-type: none"> • smoking or remain quit
Session 6	<ul style="list-style-type: none"> • Session overview & homework check-in • Summary of learned concepts & skills • Integrate the techniques learned from the previous sessions and evaluate whether they are living a life based on their values 	<ul style="list-style-type: none"> • Open & close-ended questions about obstacles faced in homework completion • Relapse prevention skills exercises • “Waves” videos about relinquishing control¹⁴ • Avatar recap of sessions 	<ul style="list-style-type: none"> • Completion of post-intervention questionnaires

Note: Each session took approximately 20-30 minutes to complete. All sessions were created to last approximately an equal amount of time and videos ranged from 2-3 minutes in duration.

¹Values clarification (Hayes, Strosahl & Wilson, 2011): This is defined as clarification of and living based on deeply meaningful chosen values as opposed to being confused about what is meaningful and/or living life in incongruence to what is really important for the person (i.e. being confused about what is of value, behaviour discrepant from one’s values).

²Values-Game of life: This is a game adapted and digitized from Hayes & Ciarrochi (2015), where participants explore different values and are asked to choose the 5 that best represent them and what they would like their lives to be about.

³Values exercise homework. Created for purposes of this study. This exercise helps the person record whether behaviors engaged in that were in accordance to expressed personal chosen values. Available from the authors.

⁴Mindfulness of triggers: Mindfulness refers to flexible attention to the here and now, as opposed to loss of contact with the present moment or being on an “autopilot” mode of functioning (Hayes, Strosahl & Wilson, 2011). Mindfulness of triggers refers to applying mindfulness skills to observe and attend to smoking triggers when they show up at the time when they show up.

⁵Inevitability of control of internal smoking triggers exercise. This exercise was designed to help participants recognize the inevitability of attempts at controlling thoughts and cravings related to smoking (internal smoking triggers) and how attempts at control may paradoxically increase the intensity of thoughts and cravings and lead to smoking behaviors.

⁶Wrap around method is a commonly used method in smoking cessation protocols, where a piece of paper is wrapped around a cigarette packet. In the adapted exercise here, the person needs to remove the piece of paper in order to open the cigarette packet with the aim to break down the automaticity of the smoking behavior and for the person to consider their choice of whether to smoke or not the cigarette in conjunction with previously stated values. The video explaining this exercise is available from the authors upon request.

Effectiveness of an Avatar-led Smoking Cessation Intervention

⁷Cognitive Defusion refers to the act of separating ones' thoughts from behaviors, allowing the thoughts to come and go without struggling to get rid of them or getting "caught up" in them or allowing them to dictate behavior (Hayes, Strosahl & Wilson, 2011).

⁸Cognitive Defusion Interactive and experiential metaphors and exercises. A variety of metaphors and exercises were used, which were adapted and digitized for purposes of this study. For example, one exercise includes asking the participants to sing their craving thoughts to the music of the "happy birthday song." This exercise helps the person to relate to their thoughts in a different way, become unstuck/defuse from them. The exercises and metaphors originated from various books and Acceptance and Commitment Therapy protocols (e.g., Gifford, Kohlenberg, Hayes, Antonuccio, Piasecki, Rasmussen-Hall, Palm (2004); Harris (2007); Hayes & Ciarrochi (2015); Hayes, Strosahl & Wilson (2011); 1st author (2010))

⁹"Lie detector" metaphor video was created by the authors (available upon request) based on a metaphor originally described by Hayes, Strosahl & Wilson (2011). The metaphor helps someone experience how difficult it is to control thoughts and urges – especially unwanted ones.

¹⁰Willingness in ACT refers to the choice of being "open" to have uncomfortable thoughts, feelings, sensations and smoking cravings in this case and at the same time choosing to act in accordance to chosen values (Gifford, Kohlenberg, Hayes, Antonuccio, Piasecki, Rasmussen-Hall, Palm (2004)

¹¹Relapse prevention utilized traditional skills as those proposed by Marlatt and colleagues (2008) which normalize and anticipate difficulties and combined with links to values-based actions and choices in accordance with the ACT approach.

¹²Willingness interactive and experiential metaphors & exercises. A variety of metaphors and exercises were used, which were adapted and digitized for purposes of this study. For example, via the "mountain" metaphor the person comes to explore their choices of either being willing to have cravings and not smoke for the purpose of living a valued life vs. give into the craving and smoke and be on a different values path than the one chosen.

These originated from various books and Acceptance and Commitment Therapy protocols (e.g., Gifford, Kohlenberg, Hayes, Antonuccio, Piasecki, Rasmussen-Hall, Palm (2004); Harris (2007); Hayes & Ciarrochi (2015); Hayes, Strosahl & Wilson (2011); 1st author (2010))

¹³"Demons on the boat" metaphor video (Oliver & Harris, 2009). In this video participants' thoughts, emotions and all internal events that may get in the way of not smoking are likened to demons that may appear on a boat that one is traveling on (representing our life's journey) and via the video the person comes to see the futility of struggling to get rid of the demons and the outcomes of this struggle (i.e., the boat is left ungoverned and the person gets lost at sea). The alternative shown is that person makes space for the demons on the boat and takes control of the wheel and drives the boat to the desired path.

¹⁴"Waves" video about relinquishing control of internal events (e.g., cravings) was created by the authors (available upon request) and is based on the idea of learning to "ride the wave" of cravings instead of unnecessarily fighting with the waves only to have them "break" on you which will hurt more.

References for terms, exercises and metaphors

Gifford EV, Kohlenberg BS, Hayes SC, Antonuccio DO, Piasecki MM, Rasmussen-Hall ML, Palm KM. Acceptance-based treatment for smoking cessation. *Behav Therapy*. 2004 Sep 1;35(4):689-705. doi: 005-7894/04/0689-0705.

Effectiveness of an Avatar-led Smoking Cessation Intervention

1
2 Harris R. *The happiness trap: Stop struggling, start living*. Auckland, New Zealand: Exisle
3 Publishing; 2007.

4
5 Hayes L, & Ciarrochi J. *Thriving Adolescent*. Context Press; 2015.

6
7 Hayes SC, Strosahl KD, Wilson KG. *Acceptance and commitment therapy: The process and practice*
8 *of mindful change*. Guilford Press; 2011.

9
10 Marlatt GA, Bowen S, Chawla N, Witkiewitz K. Mindfulness-based relapse prevention for
11 substance abusers: Therapist training and therapeutic relationships. *Mindfulness and the therapeutic*
12 *relationship*. 2008, 107-121.

13
14 Oliver J, Harris R. Demons on the boat - an Acceptance & Commitment Therapy (ACT) Metaphor.
15 Retrieved from <https://www.youtube.com/watch?v=z-wyaP6xXwE>; 2009.

16
17 1st author (masked for review). Unpublished Acceptance and Commitment Therapy Smoking
18 Cessation for Adolescents and Young Adults Protocol; 2010.

19
20
21
22
23
24
25
26
27
28
29
30
31
32
33
34
35
36
37
38
39
40
41
42
43
44
45
46
47
48
49
50
51
52
53
54
55
56
57
58
59
60
61
62
63
64
65

Effectiveness of an Avatar-led Smoking Cessation Intervention

Table 2.
Demographics, smoking related and outcome variables between the treatment and control groups

	Flexiquit		Wait-list Control	
	M	SD	M	SD
Age (years)	22.50	2.56	22.31	2.73
Age at 1st cigarette	16.47	2.23	16.14	2.57
Gender	%		%	
Female	64.30		65.70	
Male	35.70		34.30	
Year of study (%)				
1 st	4.30		11.40	
2 nd	21.40		17.10	
3 rd	22.90		11.40	
4 th	24.30		28.60	
Post-graduate	27.10		31.40	
Ambition (%)				
Want to finish college/university	24.30		14.30	
Want to complete post-graduate studies	75.70		85.70	
¹ Weekly Allowance/Income (%)				
<50 euro	34.30		25.70	
51-100 euro	37.10		28.60	
>101 euro	28.60		45.70	
Number of cigarettes smoked per day on average (%)				
1-10 cigarettes	55.70		55.20	
11-20 cigarettes	37.10		36.20	
21-30 cigarettes	7.10		8.60	

Note¹: Allowance for these students does not include room and board.

Effectiveness of an Avatar-led Smoking Cessation Intervention

Table 3.
Group by Time Comparisons of Study Outcomes

	Flexiquit				Wait-list Control				Comparison	
	Pre		Post		Pre		Post		Interaction F (1,53)	η^2
% Quit (ITT analyses)	51.90% (28.57%)				14.30% (11.43%)					
	M	SD	M	SD	M	SD	M	SD		
Mean number of cigarettes per day										
All participants	9.68	6.55	2.89 ^a	4.01	8.89	7.72	7.61 ^b	7.26	9.61**	.15
For those not quit at post ¹	9.00	5.76	6.00	3.83	8.96	7.30	8.87	7.09	3.97*	.10
For those who quit at post ²	8.00 ^a	7.71	0	0	5.00 ^b	5.66	0	0		
FTND	3.19	2.09	1.37 ^a	1.86	2.91	2.02	2.57 ^b	2.30	6.78**	.11
SSEQ	62.13	15.10	39.22	18.25	58.29	17.89	57.04	18.23	22.64***	.30
CL	4.86	2.68	8.63	2.26	5.63	3.42	5.50	3.00	22.29***	.30
CL-Stages of change	%		%		%		%			
Pre-contemplation	31.40		3.70		34.30		28.60			
Contemplation	45.70		14.80		20.00		35.70			
Preparation	10.00		14.80		20.00		17.90			
Action	12.90		66.70		25.70		17.90			

Note¹: Flexiquit N=13, Control N=24.

Note²: Flexiquit N=14, Control N=4.

Note: FTND= Fagerstrom Test of Nicotine Dependence; SSEQ= Smoking Self Efficacy Questionnaire; CL= Contemplation Ladder.

Note: *** $p < .001$; ** $p < .01$, * $p < .05$; ^a significantly different from ^b.

Effectiveness of an Avatar-led Smoking Cessation Intervention

Figure captions

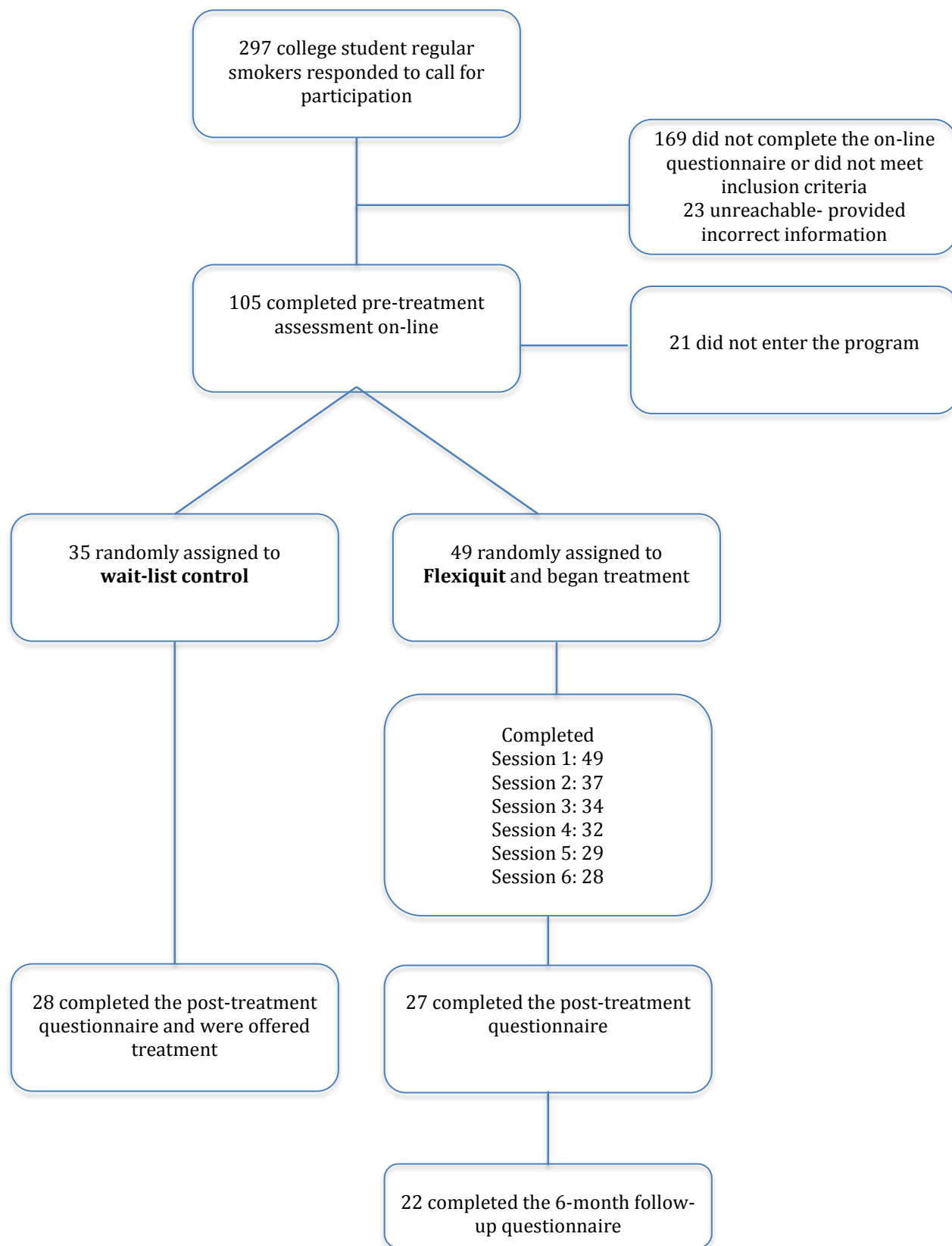
Figure 1: CONSORT flow diagram

Figure 2: Group by Time Interaction on Number of Cigarettes

1
2
3
4
5
6
7
8
9
10
11
12
13
14
15
16
17
18
19
20
21
22
23
24
25
26
27
28
29
30
31
32
33
34
35
36
37
38
39
40
41
42
43
44
45
46
47
48
49
50
51
52
53
54
55
56
57
58
59
60
61
62
63
64
65

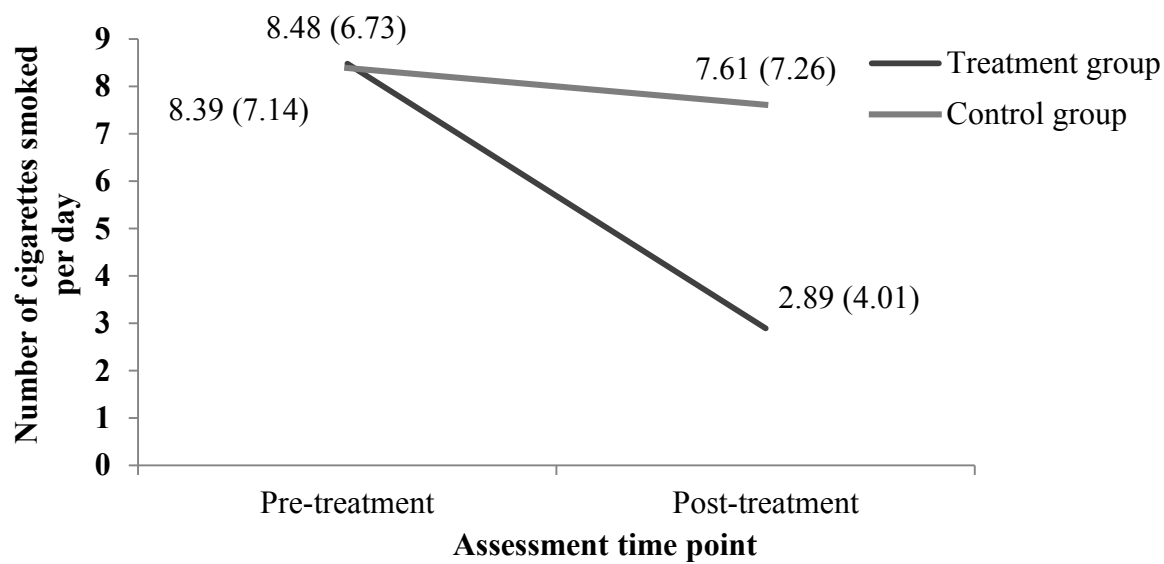
Effectiveness of an Avatar-led Smoking Cessation Intervention

Figure 1.
CONSORT flow diagram



Effectiveness of an Avatar-led Smoking Cessation Intervention

Figure 2.
Group by Time Interaction on Number of Cigarettes



Effectiveness of an Avatar-led Smoking Cessation Intervention

Appendix 1

FlexiQuit Avatars





Illustration of Gamification principles utilized in FlexiQuit



1
2
3
4
5
6
7
8
9
10
11
12
13
14
15
16
17
18
19
20
21
22
23
24
25
26
27
28
29
30
31
32
33
34
35
36
37
38
39
40
41
42
43
44
45
46
47
48
49
50
51
52
53
54
55
56
57
58
59
60
61
62
63
64
65

Table 1

Comparison of Smoking Characteristics and Study Outcomes for Treatment Completers and Non-Completers at Pre-Treatment

	Completers (N=55)		Non-completers (N=29)		Comparison	
	M	SD	M	SD		p
Age at 1 st cigarette	17.04	2.47	16.12	2.01	t = 1.70	.09
Number of previous quit attempts	2.89	1.81	2.74	1.47	t = .35	.73
Average number of cigs / day	8.48	6.73	10.43	6.40	t = -1.22	.23
Tried drugs? (%)						
Yes	25.9		32.6		$\chi^2 = .35$.60
No	74.1		67.4			
FTND	3.04	2.35	3.28	1.93	t = -.47	.64
SSEQ	62.15	14.83	62.12	15.43	t = .01	.99
CL	4.89	2.42	4.84	2.86	t = .08	.94

Note. FTND=Fagerstrom Test of Nicotine Dependence; SSEQ=Smoking Self-Efficacy Questionnaire; CL=Contemplation ladder.

Supplementary Table 2

Number of cigarettes smoked by stage of change for each group for treatment completers only.

Stages of change	Flexiquit				Control					
	N	Smoke			Quit (%)	N	Smoke			Quit (%)
		# of cigarettes per day (%)					# of cigarettes per day (%)			
		<10	11-20	>21		<10	11-20	>21		
Pre-contemplation	8	3(37.57)			5 (62.50)	9	5(55.60)	2(22.20)	1(11.10)	1 (8.30)
Contemplation	13	5(38.50)	1(7.70)		7 (53.80)	6	2(33.30)	2(33.30)	2(33.30)	
Preparation	4	3(75)			1 (25)	7	5(71.40)	1(14.30)		1 (14.3)
Action	2	1(50)			1 (50)	6	4(66.70)			2 (33.30)