



**University of  
Zurich** UZH

**Zurich Open Repository and  
Archive**

University of Zurich  
Main Library  
Strickhofstrasse 39  
CH-8057 Zurich  
[www.zora.uzh.ch](http://www.zora.uzh.ch)

---

Year: 2020

---

## Unlocking plant resources to support food security and promote sustainable agriculture

Ulian, Tiziana ; Diazgranados, Mauricio ; Pironon, Samuel ; Padulosi, Stefano ; Liu, Udayangani ; Davies, Lee ; Howes, Melanie-Jayne R ; Borrell, James S ; Ondo, Ian ; Pérez-Escobar, Oscar A ; Sharrock, Suzanne ; Ryan, Philippa ; Hunter, Danny ; Lee, Mark A ; Barstow, Charles ; Łuczaj, Łukasz ; Pieroni, Andrea ; Cámara-Leret, Rodrigo ; Noorani, Arshiya ; Mba, Chikelu ; Nono Womdim, Rémi ; Muminjanov, Hafiz ; Antonelli, Alexandre ; Pritchard, Hugh W ; Mattana, Efsio

**Abstract:** As the world's population is increasing, humanity is facing both shortages (hunger) and excesses (obesity) of calorie and nutrient intakes. Biodiversity is fundamental to addressing this double challenge, which involves a far better understanding of the global state of food resources. Current estimates suggest that there are at least 7,039 edible plant species, in a broad taxonomic sense, which includes 7,014 vascular plants. This is in striking contrast to the small handful of food crops that provide the majority of humanity's calorie and nutrient intake. Most of these 7,039 edible species have additional uses, the most common being medicines (70%), materials (59%), and environmental uses (40%). Species of major food crops display centers of diversity, as previously proposed, while the rest of edible plants follow latitudinal distribution patterns similarly to the total plant diversity, with higher species richness at lower latitudes. The International Union for Conservation of Nature Red List includes global conservation assessments for at least 30% of edible plants, with ca. 86% of them conserved ex situ. However, at least 11% of those species recorded are threatened. We highlight multipurpose NUS of plants from different regions of the world, which could be key for a more resilient, sustainable, biodiverse, and community participation-driven new "green revolution." Furthermore, we explore how fungi could diversify and increase the nutritional value of our diets. NUS, along with the wealth of traditional knowledge about their uses and practices, offer a largely untapped resource to support food security and sustainable agriculture. However, for these natural resources to be unlocked, enhanced collaboration among stakeholders is vital.

DOI: <https://doi.org/10.1002/ppp3.10145>

Posted at the Zurich Open Repository and Archive, University of Zurich

ZORA URL: <https://doi.org/10.5167/uzh-200355>

Journal Article

Published Version







The following work is licensed under a Creative Commons: Attribution 4.0 International (CC BY 4.0) License.

Originally published at:

Ulian, Tiziana; Diazgranados, Mauricio; Pironon, Samuel; Padulosi, Stefano; Liu, Udayangani; Davies, Lee; Howes, Melanie-Jayne R; Borrell, James S; Ondo, Ian; Pérez-Escobar, Oscar A; Sharrock, Suzanne; Ryan, Philippa; Hunter, Danny; Lee, Mark A; Barstow, Charles; Łuczaj, Łukasz; Pieroni, Andrea; Cámara-Leret, Rodrigo; Noorani, Arshiya; Mba, Chikelu; Nono Womdim, Rémi; Muminjanov, Hafiz; Antonelli, Alexandre; Pritchard, Hugh W; Mattana, Efisio (2020). Unlocking plant resources to support food security and promote sustainable agriculture. *Plants, People, Planet*, 2(5):421-445.  
DOI: <https://doi.org/10.1002/ppp3.10145>

## REVIEW ARTICLE

# Unlocking plant resources to support food security and promote sustainable agriculture

Tiziana Ulian<sup>1</sup>  | Mauricio Diazgranados<sup>1</sup> | Samuel Pironon<sup>2</sup> | Stefano Padulosi<sup>3</sup> | Udayangani Liu<sup>1</sup> | Lee Davies<sup>2</sup> | Melanie-Jayne R. Howes<sup>2,4</sup>  | James S. Borrell<sup>2</sup>  | Ian Ondo<sup>2</sup> | Oscar A. Pérez-Escobar<sup>2</sup> | Suzanne Sharrock<sup>5</sup> | Philippa Ryan<sup>2</sup> | Danny Hunter<sup>3</sup> | Mark A. Lee<sup>2</sup>  | Charles Barstow<sup>6</sup> | Łukasz Łuczaj<sup>7</sup> | Andrea Pieroni<sup>8,9</sup> | Rodrigo Cámara-Leret<sup>10</sup>  | Arshiya Noorani<sup>11</sup> | Chikelu Mba<sup>11</sup> | Rémi Nono Womdim<sup>11</sup> | Hafiz Muminjanov<sup>11</sup> | Alexandre Antonelli<sup>2,12</sup>  | Hugh W. Pritchard<sup>1</sup>  | Efisio Mattana<sup>1</sup> 

<sup>1</sup>Royal Botanic Gardens Kew, Ardingly, UK

<sup>2</sup>Royal Botanic Gardens Kew, Richmond, UK

<sup>3</sup>Alliance of Bioversity International and CIAT, Rome, Italy

<sup>4</sup>Institute of Pharmaceutical Science, Faculty of Life Sciences & Medicine, King's College London, London, UK

<sup>5</sup>Botanic Gardens Conservation International, Richmond, UK

<sup>6</sup>Slow Food International, Bra, Italy

<sup>7</sup>Institute of Biology and Biotechnology, University of Rzeszów, Rzeszów, Poland

<sup>8</sup>University of Gastronomic Sciences, Pollenzo/Bra, Italy

<sup>9</sup>Department of Medical Analysis, Tishk International University, Erbil, Kurdistan, Iraq

<sup>10</sup>Department of Evolutionary Biology and Environmental Studies, University of Zurich, Zurich, Switzerland

<sup>11</sup>Food and Agricultural Organization of the United Nations, Rome, Italy

<sup>12</sup>Gothenburg Global Biodiversity Centre and Department of Biological and Environmental Sciences, University of Gothenburg, Göteborg, Sweden

**Correspondence**

Tiziana Ulian, Royal Botanic Gardens Kew, Wellcome Trust Millennium Building, Wakehurst, Ardingly, West Sussex RH17 6TN, UK.

Email: t.ulian@kew.org

**Societal Impact Statement**

Biodiversity is essential to food security and nutrition locally and globally. By reviewing the global state of edible plants and highlighting key neglected and underutilized species (NUS), we attempt to unlock plant food resources and explore the role of fungi, which along with the wealth of traditional knowledge about their uses and practices, could help support sustainable agriculture while ensuring better protection of the environment and the continued delivery of its ecosystem services. This work will inform a wide range of user communities, including scientists, conservation and development organizations, policymakers, and the public of the importance of biodiversity beyond mainstream crops.

**Summary**

As the world's population is increasing, humanity is facing both shortages (hunger) and excesses (obesity) of calorie and nutrient intakes. Biodiversity is fundamental to addressing this double challenge, which involves a far better understanding of the global state of food resources. Current estimates suggest that there are at least 7,039 edible plant species, in a broad taxonomic sense, which includes 7,014 vascular plants. This is in striking contrast to the small handful of food crops that provide the majority of humanity's calorie and nutrient intake. Most of these 7,039 edible species have additional uses, the most common being medicines (70%), materials (59%), and environmental uses (40%). Species of major food crops display centers of diversity, as previously proposed, while the rest of edible plants follow latitudinal distribution patterns similarly to the total plant diversity, with higher species richness at lower latitudes. The International Union for Conservation of Nature Red List includes global conservation assessments for at least 30% of edible plants, with ca. 86% of them conserved

This is an open access article under the terms of the Creative Commons Attribution License, which permits use, distribution and reproduction in any medium, provided the original work is properly cited.

© 2020 The Authors, *Plants, People, Planet* © New Phytologist Foundation

**Funding information**

the Swedish Research Council; the Swedish Foundation for Strategic Research; the Knut and Alice Wallenberg Foundation

ex situ. However, at least 11% of those species recorded are threatened. We highlight multipurpose NUS of plants from different regions of the world, which could be key for a more resilient, sustainable, biodiverse, and community participation-driven new “green revolution.” Furthermore, we explore how fungi could diversify and increase the nutritional value of our diets. NUS, along with the wealth of traditional knowledge about their uses and practices, offer a largely untapped resource to support food security and sustainable agriculture. However, for these natural resources to be unlocked, enhanced collaboration among stakeholders is vital.

**KEYWORDS**

crops, ex situ conservation, fungi, livelihoods, minor crops, neglected and underutilized species, plant diversity, sustainable agriculture

**1 | INTRODUCTION**

As the world's population is expected to reach 10 billion by 2050, humanity is increasingly facing a double burden of malnutrition, comprising of a shortage of calories (hunger) at one end of the spectrum and excess at the other one (obesity; Abarca-Gómez et al., 2017; Alexandratos & Bruinsma, 2012; FAO, IFAD, UNICEF, WFP, & WHO, 2019). Addressing these challenges will require an increase of food production globally, which cannot be achieved by simply expanding industrial agriculture through land conversion to the detriment of the surrounding environment and already declining biodiversity (Jacobsen, Sørensen, Pedersen, & Weiner, 2013; Padulosi, Heywood, Hunter, & Jarvis, 2011; Sunderland, 2011), and a shift to healthier diets (Abarca-Gómez et al., 2017; FAO, IFAD, UNICEF, WFP, & WHO, 2019). In addition, around 36% (by calorific value) of arable crops such as wheat, maize, and sorghum are consumed by livestock and this requires one-third of the total area currently utilized for arable farming (Cassidy, West, Gerber, & Foley, 2013; Herrero et al., 2013). Overall, 26% (3.4 billion ha) and 4% (0.5 billion ha) of the Earth's ice-free surface is used for livestock grazing and livestock feed production, respectively (Foley et al., 2011). This is a complex situation, as there is a need to ensure the sustainable production of safe and nutritious food, while protecting biodiversity, to allow the delivery of other goods and ecosystem services, which are directly and indirectly critical for human well-being. Furthermore, it is necessary to facilitate societal adaptation to climate-driven environmental changes that can disrupt food production and people's livelihoods (Alae-Carew et al., 2020; FAO, 2019; Jacobsen et al., 2013).

Of the thousands of plant species that have been cultivated since agriculture began around 12,000 years ago, only about 200 have been extensively domesticated, leading to dependence on a narrow range of genetic diversity of crops (Meyer, Duval, & Jensen, 2012; Vaughan, Balazs, & Heslop-Harrison, 2007). Together, wheat, rice, and maize alone provide almost half of the world's food calorie intake, making our food supply extremely vulnerable (Reeves, Thomas, & Ramsay, 2016). Plant-breeding programs narrowed the focus to large-seeded, high-yielding varieties of crops (Gruber, 2017), whose global production intensified (higher yield by unit of land area) during

the Green Revolution of the 1960s–1980s. This period of crop intensification was also aided by developments in the use of chemical fertilizers, irrigation techniques, and pesticides (Pingali, 2012). Although the intensification of agriculture led to reduced pressure on natural ecosystems (Godfray et al., 2010; Green, Cornell, Scharlemann, & Balmford, 2005), it created multiple unintended environmental consequences such as water pollution, soil degradation, agrochemical runoff, increased susceptibility to pests and diseases, and biodiversity loss (Pingali, 2012). Crop intensification also decreased dietary diversity along with food cultures, and many traditional crops that were important sources of critical micronutrients (such as iron, provitamin A, and zinc) for poor communities were lost (Webb & Eiselen, 2009). However, there is now increasing recognition given to the importance of biodiversity for food and nutrition security, local livelihoods, and sustainable development (Bala, Hoeschle-Zeledon, Swaminathan, & Frison, 2006; FAO, 2019). Consequently, the benefits of using underutilized traditional crops, and exploring more sustainable production methods to grow mainstream crops, are being widely promoted (FAO & WHO, 2018).

Neglected and underutilized species (NUS) include wild, domesticated, or semi-domesticated plants, whose potential to improve people's livelihoods, as well as food security and sovereignty, is not fully realized because of their limited competitiveness with commodity crops in mainstream agriculture. Nevertheless, they are locally important to people and often adapted to unique climatic and environmental conditions (Padulosi et al., 2011). Bringing NUS into mainstream agriculture could strengthen the resilience and sustainability of food production systems (FAO, 2018; Padulosi, Cawthorn, et al., 2019; Raneri, Padulosi, Meldrum, & King, 2019). In addition, NUS often provide benefits beyond food, by virtue of being multipurpose. For instance, they often yield other useful products such as timber, fibers, or medicines, and contribute to safeguarding bio-cultural diversity (Cámara-Leret et al., 2019). Increasing the inherent value of wild species as NUS and the ecosystem services that native species can provide to surrounding environments (such as food sources for pollinators and birds, maintenance of water supply and soils, and control of pests and diseases), will support biodiversity protection and provide cultural services (Díaz et al., 2020). Many

NUS are referred to as “minor” or “orphan” crops because of their limited role in larger agricultural production systems and have been “neglected” by agricultural researchers, plant breeders, and policy-makers alike. Some have been major crops in the past, but are now displaced by modern commercial varieties and this is especially the case for many millets (which is a common term for a group of cereals in the Panicoideae and Chloridoideae grass subfamilies) and less well-known pulses such as lablab (Reed & Ryan, 2019). Many of these varieties and species, along with a wealth of traditional knowledge about their use and cultivation, are being lost at an alarming rate (Díaz et al., 2020). Access to NUS is also important because domesticated legumes (Fernández-Marín et al., 2014), cereals (Hebelstrup, 2017), other crops that contribute to food security (Tamrat et al., 2020), and fungi (Stojković et al., 2013) can vary in their nutritional, antioxidant, and other chemical content. This has potential implications for human health, which could be positive or negative, as for example on the diversity of the human intestinal microbiome (e.g., Albenberg & Wu, 2014).

As global biodiversity is rapidly declining, limiting our possibilities of finding new food sources (Díaz et al., 2020), and considering that most analyses lack information on the entire spectrum of food resources consumed across the world, an assessment of their current distribution and conservation status to inform science-based policy making has become urgent. In addition, the adverse impacts of climate change on biodiversity, agricultural production, and food security have made the conservation of food diversity and associated traditional knowledge a global priority (Corlett, 2016; Maxted, Ford-Lloyd, Jury, Kell, & Scholten, 2006; Vincent et al., 2013). Finally, as intact habitats come under pressure from the increased demand for cropland worldwide (Tilman et al., 2017), ex situ plant conservation measures need accelerating (Larkin, Jacobi, Hipp, & Kramer, 2016), as promoted in the UN Sustainable Development Goal (SDG) Target 2.5 (<https://sustainabledevelopment.un.org/>).

In this article, we (a) consider the global state of edible plants, their taxonomic diversity, uses, distribution, and conservation status; and (b) explore untapped plant and fungi resources, by reviewing the role of multipurpose NUS that could be adopted as potential future food crops under a changing climate.

## 2 | THE GLOBAL STATE OF EDIBLE PLANTS AND MAJOR FOOD CROPS

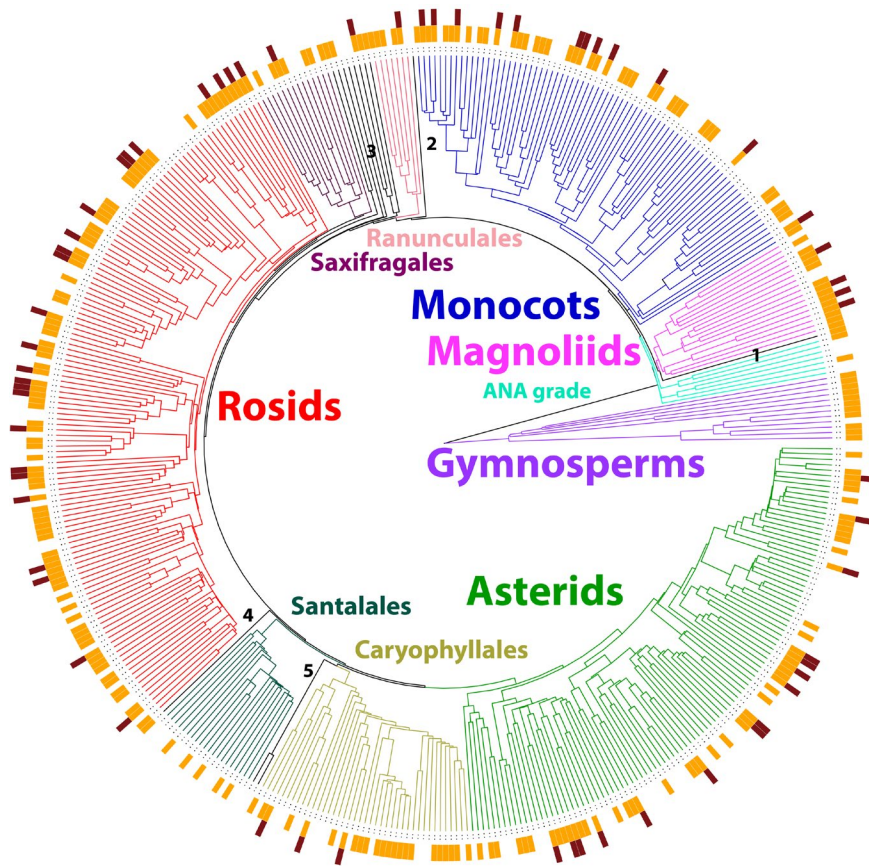
To assess the global diversity of edible plants we used the “World Checklist of Useful Plant Species” data set, produced by the Royal Botanic Gardens, Kew (Díazgranados et al., 2020). This data set includes 40,292 species with at least a documented human use and was redacted by compiling plant uses and reconciling species names using the taxonomic backbone of Kew’s Plants of the World Online portal (<http://www.plantsoftheworldonline.org/>) from 13 large datasets, listed in Díazgranados et al. (2020). Species with “human food” use in this list were extracted and analyzed in this review as “edible plants.” Crop wild relatives, although included in the list and

analyzed in this review, were not treated separately, as several studies are already available on their richness, global distribution, and conservation, for example in Castañeda-Álvarez et al. (2016) and Milla (2020). Species from Díazgranados et al. (2020) that were also listed in Annex 5 of FAO (2015) were identified as “major food crops” in this review. Plant uses were classified according to the Level 1 of Uses of the Economic Botany Data Collection Standard (Cook, 1995), simplified to 10 categories, as in Díazgranados et al. (2020).

### 2.1 | Taxonomic diversity

Depending on authority, the total number of edible plants in the world varies from 100s (Van Wyk, 2019) to >30,000 plants, including infraspecific taxa (French, 2019). These differences in numbers are based on multiple factors, such as taxonomic rank (e.g., counting infraspecific taxa), accuracy (e.g., using reconciled taxonomy), and precision (e.g., using a unique taxonomic backbone), as well as the types of consumers and their diets. For example, using a conservative approach based on reported uses, RBG Kew has recorded to date 7,039 edible species, in a broad taxonomic sense, from 288 families and 2,319 genera, including 7,030 edible species of Bryophyta, Chlorophyta, Rhodophyta, and Tracheophyta (Díazgranados et al., 2020). Many more edible species are expected to be identified in the future, as under-documented regions, for example, tropical America and New Guinea, are better characterized (Cámara-Leret & Dennehy, 2019; Cámara-Leret, Paniagua-Zambrana, Balslev, & Macía, 2014). Recognizing variation within species (subspecies, landraces, etc.) is equally important. While *Brassica oleracea* is known to cover nine crops, the level of plant diversity in use can be obscured by the widespread use of a common name (e.g., “beans” apply to at least 17 genera, 30 species, and thousands of varieties).

Vascular plants (Tracheophyta) are the most important for human food, encompassing 272 families, 2,300 genera, and 7,014 known species, that is, 2.0% of the total angiosperm species diversity (347,298 accepted species; WCVP, 2020). Sixty percent of the vascular plant families include edible species, covering almost all the major phylogenetic clades (Figure 1). The most diverse orders are Fabales (640 edible species), Malpighiales (550), Sapindales (465), Gentianales (444), and Rosales (395). The richest families (see Figure S1) are Fabaceae (i.e., beans, 625 edible species), Arecaceae (palms, 325), Poaceae (grasses and includes cereals, 314), Malvaceae (malvaceae family, includes cacao, okra and durian, 257), and Asteraceae (sunflower and lettuce families, 251). With at least 100 edible species, *Ficus* (figs) is the richest genus, followed by *Diospyros* (52), *Solanum* (51), *Garcinia* (48), and *Grewia* (46). Most of the edible plants (97%) correspond to flowering plants, with 245 families, 2,235 genera, and 6,828 species. However, there is substantial variation in the proportion of edible plants among non-flowering plant groups, for example, 0.5% (six species) of Lycopodiopsida, 1.0% (109 species) of Polypodiopsida, 3.9% (13 species) of cycads, 7.5% (47 species) of Pinopsida, 8.9% (10 species) of Gnetopsida, and 100% (one species) of ginkgo.



**FIGURE 1** Phylogenetic distribution of edible plants from Diazgranados et al. (2020), and major food crops also listed in FAO (2015). A phylogeny of 448 vascular plant families was derived from the Spermatophyta supertree inferred from sequence data of 79,881 species by Smith and Brown (2018) by keeping one representative species per plant family. Presence/absence of edible plants and major food crops per family was drawn at the tips of the phylogeny using the R-package GGTree (Yu, Smith, Zhu, Guan, & Lam, 2017). The rectangles at the tips of the phylogeny denote the presence of human food plants (orange) and major food crops (brown) in each family. Major plant clades are color-coded, except for clades with just a few families, indicated with numbers: 1. Chloranthales (1 family); 2. Ceratophyllales (1); 3. Proteales (4), Trochodendrales (1), Buxales (1) and Gunnerales (2); 4. Dilleniales (1 fam.); and 5. Berberidopsidales (2). Please see Figure S1 in the Supporting Information for the detailed tree with the names in the tips for all families

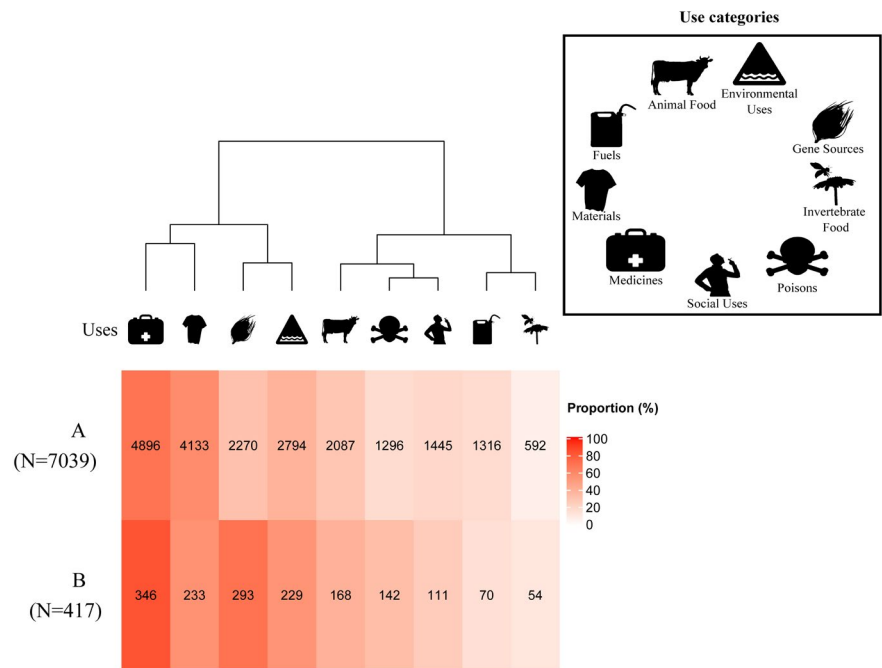
To understand the taxonomic distribution of intensively used food plants, we mapped the major food crop species listed by the FAO (2015) onto the phylogeny (Figure 1). Only 417 (5.9%) of edible plant species from Diazgranados et al. (2020), belonging to 168 (7.2%) genera and 62 (21.5%) families, appear in the FAO (2015) list. The richest families in major crops are Rosaceae (e.g., apples; 51 species/eight genera), Fabaceae (51 species/19 genera), Dioscoreaceae (i.e., yams; 41 species/one genus), Poaceae (27 species/16 genera), and Malvaceae (21 species/eight genera). Interestingly, several edible species-rich families have very few major crops, or none. For example, Arecaceae (325 species) has only six crop species, Apocynaceae (228 spp.) just one, and Phyllanthaceae (101 species) none. The reasons for the low (or absent) domestication rate detected in some families may include: habit (e.g., tall trees/palms from the tropics; parasitic families such as Balanophoraceae or Loranthaceae); high toxicity (e.g., many Apocynaceae bear edible fruits, but all other parts are poisonous); habitat specificity (e.g., plants adapted to harsh weather, making difficult to establish crops); low growth rate (e.g., many woody plants); spatial distribution (e.g., plants from areas

where practices of domestication of those species are not known); or simply because it was not needed (e.g., high abundance of mangrove trees in the Rhizophoraceae, which provide food among other uses, may be sufficient for the local demand). Some families, such as Acanthaceae and Phyllanthaceae, have a few species under cultivation but these are not used as food (e.g., as ornamental plants). Lastly, 77 plant families have one or two edible species which are not crops.

## 2.2 | Plant uses

Edible plants often have additional uses, which may differ in the world as part of the existing cultural diversity. The most frequent use is medicines (70% of species), followed by materials (59%), environmental uses (40%), gene sources (i.e., wild relatives of major crops which may possess traits associated to biotic or abiotic resistance and therefore be valuable for breeding programs; Cook, 1995; 32%), and animal food (30%; Figure 2a). The same general trend

**FIGURE 2** Heat map showing the proportion of plant species in each additional use category for (a) edible plant species from Diazgranados et al. (2020) and (b) species of major food crops also listed in FAO (2015). The dendrogram represents a hierarchical clustering of the uses: clustered uses indicate closer proportion pattern, using the Euclidian distance for building the distance matrix and the “Complete-linkage” method for the hierarchical aggregation of the dendrogram



was identified for species of major crops, with 83% also reported as “medicinal,” and with “gene source” having higher weight (70%) than in the full list of edible plants (Figure 2b). The link between food and medicine is well documented (e.g., Iwu, 2016), and already demonstrated for plant-rich diets, such as the traditional Mediterranean diet (Willett et al., 1995). Livestock and wild animals can also make use of the medicinal properties of plants to improve or maintain their health, for example, to control internal parasites (Villalba & Provenza, 2007; Villalba, Provenza, K Clemensen, Larsen, & Juhnke, 2011). Indeed, the boundaries between foods, including functional foods, medicine, and nutraceuticals are often blurred, attributed to certain phytochemicals in edible plants that have mechanistic effects relevant to human health, independent of fundamental nutrition (Howes, 2018b; Howes et al., 2020; Paradee et al., 2019). Certain edible plants and their constituents are associated with a reduced risk of some diseases. For example, there has been interest in the role of cruciferous vegetables and turmeric (*Curcuma longa*) to reduce cancer risk (Howes, 2018a), while *Perilla frutescens* nutlets have been evaluated to provide protection against oxidative stress in some hepatic disorders (Paradee et al., 2019). This concept extends to livestock and there is emerging evidence that the phytochemical composition of animal feed can enhance meat and dairy products, which may reduce the incidence of some diseases in humans (Provenza, Kronberg, & Gregorini, 2019).

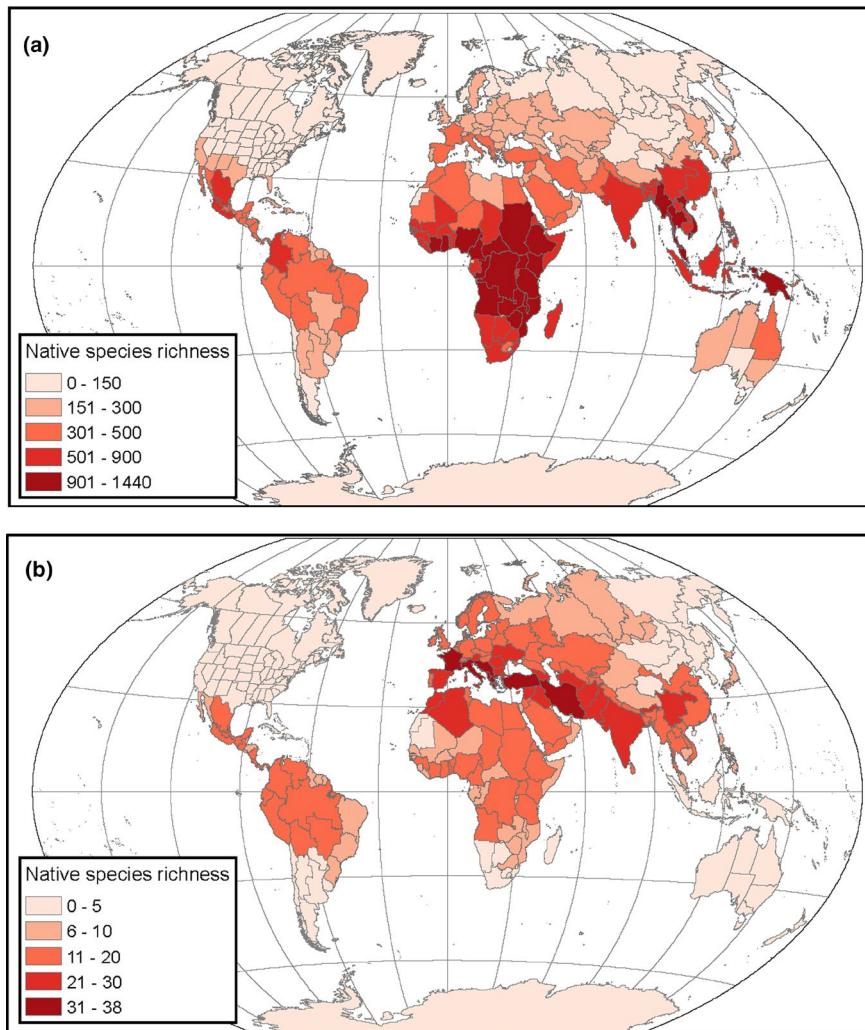
### 2.3 | Global distribution

We found the native distribution of the large array of edible plant species documented in Diazgranados et al. (2020) to exhibit a clear latitudinal gradient, with food plant species richness decreasing from low to high latitudes (Figure 3a), similarly to general patterns in total

plant diversity (Kier et al., 2009). Although a major hotspot of plant species richness, tropical Americas is under-represented in terms of edible plants. This highlights a likely spatial bias in Diazgranados et al. (2020) toward other tropical, and better investigated, areas of the world, for which information is databased and accessible, such as Africa, which is well represented in the Plant Resources for Tropical Africa (PROTA) database (<https://www.prota4u.org/database>).

The native distribution of some of the major food crop plant species from FAO (2015; Figure 3b) generally maps over Vavilov's centers of diversity (Vavilov, Vavilov, Vavilov, & Dorofeev, 1992), that is, the Mediterranean, Middle East, and Central Asia (for wheat, lentils, peas, artichokes, apples), Ethiopia/Eritrea highlands (for teff, Arabica coffee, enset), India (for aubergines, pigeon pea, mangoes), East Asia (for soybean, Asian rice, oranges, peaches), Mesoamerica, and the Andes (for maize, chillies, common bean, tomatoes, potatoes). However, there is a relatively low species richness in major food crops from the Malay Archipelago and high edible species richness from parts of Sub-Saharan Africa. Additional centers of origin have been proposed in recent years based on new archaeological evidence, such as West Africa for pearl millet and cowpea and Eastern Sahel for sorghum (Fuller et al., 2014; Harlan, 1971; Purugganan & Fuller, 2009).

There is a geographical spectrum to food plant domestication, with total food plant richness mostly in the tropics and major domestication events more scattered at mid-latitudes, following a global pattern associated with environmental and historical factors (Diamond, 2002). The proportion of highly domesticated species increases from species-rich, forested, warm, and wet areas to drier climates, rugged terrains (i.e., mountainous areas exhibiting high heterogeneity in environmental conditions), and large human settlements developing agriculture (Lev-Yadun, Gopher, & Abbo, 2000; Meyer et al., 2012; Vavilov et al., 1992). In contrast,



**FIGURE 3** (a) Global species richness per country of 6,959 out of the 7,039 edible species from Diazgranados et al. (2020). (b) Global species richness per country of 171 out of the 417 major food crops also listed in FAO (2015). While edible species richness decreases with increasing latitude, high richness in major food crops is mainly found in centers of domestication at mid-latitudes. Maps include species for which an IPNI ID (<https://www.ipni.org/>), as well as countries and sub-countries distribution data from the World Checklist of Selected Plant Families (WCVP, 2020), were available

wild, species-poor, cold, and flat areas of high latitudes contain few highly domesticated plants. However, humans are now changing these spatial patterns in food supply, demand, and cultivation by homogenizing the distribution of both agro-biodiversity and biodiversity in general (Baiser, Olden, Record, Lockwood, & McKinney, 2012; Khoury et al., 2014).

Understanding better the global distribution of edible plants offers an opportunity to identify future crops that are better adapted to present and future climatic conditions, and whose plant material is locally accessible. This could improve food security by increasing the cultivation of “climate smart” crops with fit-for-purpose seed lots (Castillo-Lorenzo, Pritchard, Finch-Savage, & Seal, 2019) that will produce food despite changing growing conditions (Borrell et al., 2020; Díaz et al., 2019; Pironon et al., 2019).

## 2.4 | Conservation status and measures in place

Previous studies on the comprehensiveness of the conservation of useful plants have highlighted that they are currently highly under-conserved, both ex situ and in situ (Castañeda-Álvarez et al., 2016; Fielder et al., 2015; Khoury et al., 2019). However, when the

collections housed in botanic gardens are included, we find a substantial representation of edible plant species conserved ex situ worldwide (Table 1). These results were achieved thanks to the joint efforts of the international CGIAR genebanks (<https://www.cgiar.org/>), botanic gardens (<https://www.bgci.org/>), and international plant conservation networks, such as Kew's Millennium Seed Bank Partnership (Liu, Breman, Cossu, & Kenney, 2018). However, some food species might be missing from ex situ collections due to incomplete data sets, geographic rarity, and having recalcitrant (i.e., desiccation sensitive) seeds, such as some tropical fruit trees (Li & Pritchard, 2009) and some priority crops on Annex 1 of the “International Treaty on Plant Genetic Resources for Food and Agriculture” (FAO, 2009). More work is also needed to understand and evaluate the functional and genetic diversity of ex situ collections, their potential for reintroduction efforts (Hay & Probert, 2013) and adaptability to future climate change (Borrell et al., 2020; Fernández-Pascual, Mattana, & Pritchard, 2019).

The International Union for Conservation of Nature (IUCN) Red List (IUCN, 2020) includes species-level global conservation assessments for at least 2,108 (30%) edible species listed in Diazgranados et al. (2020) and 1,811 of these (86%) are conserved ex situ (Table 2). Although most species (78%) are identified as Least Concern, at least



**TABLE 1** Taxonomic representation of food plant species in ex situ conservation facilities worldwide as seeds or/and as living plants

Taxonomy	Total number in the reference list	Total number conserved ex situ			
		Seeds <sup>a</sup>	Unspecified	Plants <sup>b</sup>	Overall
Class	8	8	8	6	8 (100%)
Order	69	62	68	43	69 (100%)
Families	272	231	254	127	263 (97%)
Genera	2,300	1,573	1,834	556	2,016 (88%)
Species	7,014	3,810	4,789	1,100	5,454 (78%)

<sup>a</sup>As populations/seed lots;<sup>b</sup>Could be limited to a few individuals.Sources: RBG Kew's MSB Partnership (<https://www.kew.org/science/our-science/projects/banking-the-worlds-seeds>), Genesys (<https://www.genesys-pgr.org/>) and Botanic Gardens Conservation International ([https://tools.bgci.org/plant\\_search.php](https://tools.bgci.org/plant_search.php))**TABLE 2** Current conservation status and ex situ conservation measures for food plant species

IUCN category	Total number of species		
	The IUCN Red List (IUCN, 2020)	Conserved ex situ (N)	Conserved ex situ (%)
Extinct in the Wild (EW)	1	1	100
Critically Endangered (CR)	23	17	74
Endangered (EN)	68	53	78
Vulnerable (VU)	142	94	66
Near Threatened (NT)	64	53	83
Lower Risk/conservation dependent (LR/cd)	5	5	100
Lower Risk/near threatened (LR/nt)	35	24	69
Lower Risk/least concern (LR/lc)	52	42	81
Least Concern (LC)	1,656	1,468	89
Data Deficient (DD)	62	54	87
Total	2,108	1,811	86

Sources: RBG Kew's MSB Partnership (<https://www.kew.org/science/our-science/projects/banking-the-worlds-seeds>), Genesys (<https://www.genesys-pgr.org/>), and Botanic Gardens Conservation International ([https://tools.bgci.org/plant\\_search.php](https://tools.bgci.org/plant_search.php))

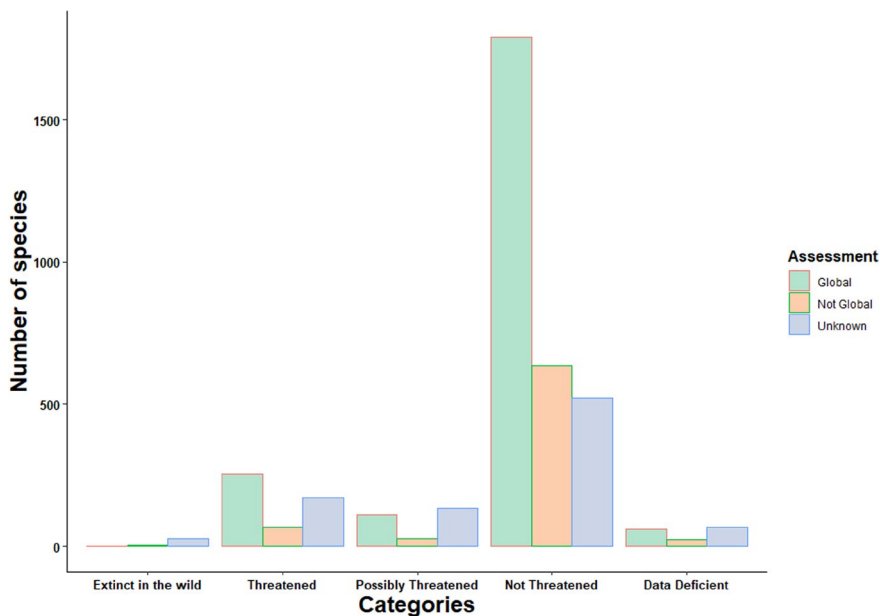
234 species (11%) are considered at risk of extinction (i.e., extinct in the wild; critically endangered; endangered; or vulnerable). The Botanic Gardens Conservation International (BGCI) ThreatSearch database ([https://tools.bgci.org/threat\\_search.php](https://tools.bgci.org/threat_search.php)) lists conservation assessments at global, regional, and national level for at least 3,893 (55%) of the species in our list, with most species (76%) identified as "Not Threatened" (Figure 4). Many major food crop species are widespread; therefore, it is likely that their extinction risk will be relatively low. Nonetheless, specific plant populations, including

landraces, which may have unique climatic and environmental tolerances, and upon which human communities may depend, might still be threatened. Therefore, future conservation priorities should reflect assessments at the global level, and, for narrow distributed species, at the national level (Forest et al., 2018; Liu, Kenney, Breman, & Cossu, 2019).

### 3 | UNTAPPED PLANT FOOD RESOURCES

Beyond habitat destruction, many NUS are at risk of disappearing because of changing cultural views and lack of documentation (National Research Council, 2008). Promoting their role in food security calls for coordinated approaches across plant science and food systems, from local to international levels (Baldermann et al., 2016), as actively promoted since 1988 by the International Centre for Underutilized Crops (Tchoundjeu & Atangana, 2006). However, consolidated attention to NUS has really only emerged in the last decade, as the fight against climate change and the need to make agricultural production systems more diverse and environment resilient has accelerated (see Table S1 for a selection of projects/initiatives). The same trend is also evident for the limited pool of human and animal food crops, for which the challenges of feeding a growing population with a limited pool of crops have been highlighted (Lee, 2018; Lee, Davis, Chagunda, & Manning, 2017).

There are many incentives and subsidies that tie countries into the production of major crops (Hunter et al., 2019; Noorani, Bazile, Diulgheroff, Kahane, & Nono-Womdim, 2015) and which potentially hinder conservation efforts (Kahane et al., 2013). Addressing NUS conservation and their sustainable production is critically important if they are to compete in the marketplaces dominated by a few commodity crops. An integrated conservation approach combines ex situ, in situ and on farm methods and ensures the effective maintenance and use of genetic diversity, the knowledge associated with this diversity and its transmission to future generations (Padulosi, Bergamini, & Lawrence, 2012). The primary challenge is the prioritization of model species for impact, to make the best use of limited resources. Species selection should be driven by shared priorities in terms of nutrition, climate adaptation, income generation, cultural



**FIGURE 4** Conservation status for 3,893 edible plant species from Diazgranados et al. (2020), according to the BGCI ThreatSearch database ([https://tools.bgci.org/threat\\_search.php](https://tools.bgci.org/threat_search.php)). One assessment per species was selected, giving priority to the most recent assessment with highest risk. Records without an assessment year were excluded

diversity, ecosystem health, and the urgency of the intervention due to ongoing genetic erosion. Women, young people, and indigenous groups must be active participants in all of these exercises, through a participatory bottom-up process (Padulosi, Phrang, Phrang, & Rosado-May, 2019), as carried out by Dansi et al. (2012) in Benin and, more recently, by FAO within its Future Smart Food Initiative in Asia (FAO, 2018). This bottom-up approach will help develop innovative methods and tools of wide applicability that could be applied to other NUS. Success and failures in promoting “new” crops can be found across many regions, for example the effective establishment of lupin cultivation in Australia (Nelson & Hawthorne, 2000), or the negative social and environmental impact in the Andes caused by the quinoa boom (McDonnell, 2018). To strengthen the self-sufficiency of food and production systems in terms of climate resilience, agroecological benefits (e.g., soil improvers and species’ enhancers), food and nutrition security (e.g., species and varieties that build resilient, more nutritious and healthy diets), and income generation (e.g., diversity to build economic resilience), there is a need for both sustainable promotion and integrated conservation. Sustainable promotion makes diversity a central feature of the food system (at both intra- and inter-specific levels), thereby potentially avoiding what has happened in the Andes with quinoa, where global demand is being met by a few mainstream varieties, while hundreds of others are being marginalized (Zimmerer & Carney, 2019). Low levels of funding for the promotion of NUS, like yams, amaranth, Bambara groundnut, or African leafy vegetables, represents a major challenge for most countries interested in their promotion. Economic incentives and subsidies to private companies for producing local crops or certification schemes to recognize biodiversity-rich products, should be actively pursued and include the establishment of an international “NUS Fund” specifically dedicated to supporting their development (Padulosi, Cawthorn, et al., 2019).

It is with this vision in mind that we provide a selection of highly promising NUS of plants (wild, domesticated, or semi-domesticated) from different regions of the world (Table 3), which have been targeted

by major projects, international agencies (Table S1) and researchers (references in Table 3). We highlighted (in bold text in Table 3) those which are not currently listed as major food crops by the FAO (2015), for example, the mesquites in the Americas, morama bean in Africa, Akkoub in Asia, rocket in Europe and Pindan walnut in Oceania (Table 3). In addition, considering the differences in nutritional properties of the organ types (Guil-Guerrero & Torija-Isasa, 2002), we also reported the edible parts of each species. When comparing the taxa listed in Table 3 with those reported by Diazgranados et al. (2020), we found an average of five uses recorded per taxa, and a peak of 24 taxa with seven uses (Figure S2). Examples of NUS with many uses include the baobab in Africa, which is known as the “tree of life,” whose leaves, flowers, fruit pulp, and seeds are used as food and to make beverages; the bark, roots, and seeds are medicinal; the bark is used for making rope, roofing material and clothing; and the hard husk of the fruit is used as calabash (Chadare, Linnemann, Hounhouigan, Nout, & Van Boekel, 2008; National Research Council, 2008; Ngwako, Mogotsi, Sacande, Ulian, Davis, et al., 2019). The taro, originally from Asia and also cultivated in Oceania, has edible leaves, flowers, and roots; the roots are also medicinal and used as an additive to render plastics biodegradable (Arora, 2014; Linden, 1996).

Therefore, NUS of plants, as well as many edible species of fungi (see Box 1), represent potentially low-hanging fruit for a more resilient, sustainable, biodiverse, and community participation-driven new “green revolution,” equitable and fair to the environment and all members of society.

## 4 | QUALITY OF FOOD RESOURCES IN A CHANGING CLIMATE

In the coming century, major challenges to agriculture and biodiversity will be dominated by increased climate variation. Hence, research needs to increase our knowledge on the biology and ecology of many NUS to be able to synthesize the future impact of climate

**TABLE 3** Selection of neglected and underutilized plants (NUS) that have been recommended in scientific papers or targeted by collaborative projects, networks or international agencies. Species in bold are not listed in FAO (2015). Scientific names are ordered alphabetically and according to Kew's Plants of the World Online portal (<http://www.plantsoftheworldonline.org>).

Common name(s)	Scientific name	Source	Plant part(s) used	Region(s) of origin	Main regions of natural occurrence or cultivation	Key reference(s)	Target of projects, included in priority lists or focus of efforts by key international agencies (Table S1)	Number of uses
1. Slippery cabbage, bele, abika	<i>Abelmoschus manihot</i> (L.) Medik.	2	1	Asia, Oceania	Oceania, Asia	Solberg, Seta-Waken, Paul, Palaniappan, and Iramu (2018)		7
2. Baobab	<i>Adansonia digitata</i> L.	1	1,2,3,4	Africa	Africa	Hall, Rudebjer, and Padulosi (2013), Kahane et al. (2013), National Research Council (2008), Ngwako, Mogotsi, Sacande, Ulian, Davis, et al. (2019)	3; 9; 12	10
3. Ground elder	<i>Aegopodium podagraria</i> L.	1	1	Europe	Europe	Łuczaj et al. (2012)		0
4. Candlenut	<i>Aleurites moluccanus</i> (L.) Willd	1	5	Asia, Oceania	Asia, Oceania		12	10
5. Amaranth	<i>Amaranthus</i> L. (incl.: <i>A. caudatus</i> L., <i>A. hybridus</i> subsp. <i>quitensis</i> (Kunth) Costea & Carretero, <i>A. spinosus</i> L., <i>A. retroflexus</i> L.)	3	1,4	Americas, Asia, Africa, Europe	Americas, Asia, Africa, Europe	Arora (2014), Hall et al. (2013), Hernandez-Bermejo and León (1992), Kahane et al. (2013), Kasolo, Chemining'wa, G., and Temu, A. (2018), Li et al. (2018), National Research Council (1996), Tyagi et al. (2017)	3; 4; 5; 8; 9;10; 11; 12	<i>A. caudatus</i> = 7; <i>A. hybridus</i> = 7; <i>A. spinosum</i> = 7; <i>A. retroflexus</i> = 4
6. Elephant foot yam	<i>Amorphophallus paeoniifolius</i> (Dennst.) Nicolson	2	5	Asia	Asia	Arora (2014), Raneri et al. (2019), Tyagi et al. (2017)	2	6
7. Sugar apple	<i>Annona</i> spp. (incl.: <i>A. squamosa</i> L., <i>A. cherimola</i> Mill., <i>A. crassiflora</i> Mart., <i>A. muricata</i> L.)	2	3	Americas, Asia	Americas, Asia, Oceania	Hall et al. (2013), Kasolo et al. (2018), Kour et al. (2018), Hernandez-Bermejo and León (1992), Padulosi et al. (2011), Tyagi et al. (2017)	3; 12	4 (15 species)
8. Araucarias	<i>Araucaria</i> Juss. [incl.: <i>A. angustifolia</i> (Bertol.) Kuntze, <i>A. araucana</i> (Molina) K.Koch, <i>A. bidwillii</i> Hook.]	1	4	Americas, Oceania	Americas, Oceania		12	4 (6 species)

(Continues)

TABLE 3 (Continued)

Common name(s)	Scientific name	Source	Plant part(s) used	Region(s) of origin	Main regions of natural occurrence or cultivation	Key reference(s)	Target of projects, included in priority lists or focus of efforts by key international agencies (Table S1)	Number of uses
9. Estragon	<i>Artemisia dracunculus</i> L.	2	1	Europe, Asia	Europe, Asia		2	3
10. Breadfruit	<i>Artocarpus altilis</i> (Parkinson) Fosberg	2	3	Asia, Oceania	Asia, Oceania	Thomson, Doran, and Clarke (2018), Tyagi et al. (2017)	3; 9;11; 12	10
11. Jackfruit	<i>Artocarpus heterophyllus</i> Lam.	2	3	Asia	Asia	Arora (2014), Kour et al. (2018), Li et al. (2018), Tyagi et al. (2017)	3; 9; 11	7
12. Asparagus	<i>Asparagus</i> Tourn. ex L.	1	6	Europe	Europe	Arora (2014), Łuczaj et al. (2012), Tyagi et al. (2017)		4 (19 species)
13. Peach palm	<i>Bactris gasipaes</i> Kunth	3	3	Americas	Americas	Hernandez-Bermejo and León (1992), Kahane et al. (2013), Raneri et al. (2019), Wickens, Haq, and Day (1989)	2; 3; 12	7
14. Common bamboo	<i>Bambusa vulgaris</i> Schrad. ex J.C.Wendl.	3	6	Asia	Africa, Asia, Oceania, Americas		14; 15	9
15. Ackee	<i>Blighia sapida</i> K.D.Koenig	3	3	Africa	Africa, Americas	Dansi et al. (2012), Hall et al. (2013)	3	7
16. Kale	<i>Brassica oleracea</i> L.	3	1	Asia	Europe, Americas		8	7
17. Pigeon pea	<i>Cajanus cajan</i> (L.) Huth	2	4	Asia	Africa, Asia, Americas	FAO (2010)	3; 10; 12	9
18. Carissa	<i>Carissa spinarum</i> L.	1	1,3	Africa	Africa	Kour et al. (2018), National Research Council (2006), Omondi et al. (2019)	3	9
19. Lagos spinach	<i>Celosia argentea</i> L.	1	1	Africa	Africa, Asia	Hall et al. (2013), National Research Council (2006)	3; 10; 11	8
20. Bulbous chervil	<i>Chaerophyllum bulbosum</i> L.	1	1	Europe	Europe	Łuczaj et al. (2012)		2
21. Quinoa, Goosefoots, Cañahua	<i>Chenopodium</i> L. [incl.: <i>Chenopodium quinoa</i> Willd., <i>C. pallidicaule</i> Aellen, <i>C. giganteum</i> D.Don, <i>Blitum bonus-henricus</i> (L.) Rchb.]	1	4	Americas	Asia, Americas, Africa, Europe	Kasolo et al. (2018), Arora (2014), Li et al. (2018), Li et al. (2018), Łuczaj et al. (2012), Padulosi et al. (2011), Raneri et al. (2019)	3; 4; 8; 9	4 (5 species)
22. Chicory	<i>Cichorium intybus</i> L.	1	1	Europe	Europe	Łuczaj et al. (2012), National Research Council (1996)	12	6

(Continues)

TABLE 3 (Continued)

Common name(s)	Scientific name	Source	Plant part(s) used	Region(s) of origin	Main regions of natural occurrence or cultivation	Key reference(s)	Target of projects, included in priority lists or focus of efforts by key international agencies (Table S1)	Number of uses
23. Spider plant	<i>Cleome gynandra</i> L.	3	1	Africa	Africa, Asia, Americas	Dansi et al. (2012), Hall et al. (2013), Kahane et al. (2013), Raneri et al. (2019)	2; 3; 9; 11; 12	7
24. Chaya	<i>Cnidocolus aconitifolius</i> (Mill.) I.M.Johnst.	2	1	Americas	Americas	Raneri et al. (2019)	4; 9; 10	6
25. Jobs' tears	<i>Coix lacrymajobi</i> L.	3	4	Asia	Cosmopolitan	Hall et al. (2013), Li et al. (2018), Sanogo et al. (2019)	12	8
26. Taro	<i>Colocasia esculenta</i> (L.) Schott	1	1,2,5,6	Asia	Asia, Oceania	Arora (2014), Hall et al. (2013), Kahane et al. (2013)	3; 11	8
27. Jute mallow	<i>Corchorus olerius</i> L.	2	1,3	Asia, Africa	Africa, Asia, Americas	Dansi et al. (2012), Padulosi et al. (2011), Raneri et al. (2019)	4; 11	7
28. Rattlepods	<i>Crotalaria</i> L.	3	1	Africa	Cosmopolitan		3; 11; 12	4 (23 species)
29. Japanese pie pumpkin	<i>Cucurbita argyrosperma</i> C.Huber	2	3	Americas	Americas	Hernandez-Bermejo and León (1992)		3
30. Squash	<i>Cucurbita moschata</i> Duchesne	2	3	Americas	Americas	Hernandez-Bermejo and León (1992)		5
31. Swamp taro	<i>Cyrtosperma merkusii</i> (Hassk.) Schott	2	5	Asia	Oceania, Asia	Arora (2014), Kahane et al. (2013), Li et al. (2018), Tyagi et al. (2017)	3; 8; 9	3
32. Fonio	<i>Digitaria exilis</i> (Kippist) Stapf and <i>D. iburua</i> Stapf	2	4	Africa	Africa	FAO (2010), Kahane et al. (2013), National Research Council (1996); Raneri et al. (2019)	3; 4; 8; 9; 11; 12	<i>D. exilis</i> = 8 <i>D. iburua</i> = 3
33. Yams	<i>Dioscorea cayenensis</i> subsp. <i>rotundata</i> (Poir.) J.Miège, <i>D. polystachya</i> Turcz., <i>D. dumetorum</i> (Kunth) Pax, <i>D. bulbifera</i> L.	3	5	Africa	Africa, Asia, Americas, Oceania	Arora (2014), Hall et al. (2013)	3; 8; 11; 12	<i>D. cayenensis</i> = 05, <i>D. polystachya</i> : 3, <i>D. dumetorum</i> = 6, <i>D. bulbifera</i> = 7
34. Barnyard grass	<i>Echinochloa</i> P.Beauv.	1	4	Africa, Asia, Americas	Africa, Asia, Americas	Arora (2014), Li et al. (2018), Raneri et al. (2019), Tyagi et al. (2017)	3	5 (10 species)

(Continues)

TABLE 3 (Continued)

Common name(s)	Scientific name	Source	Plant part(s) used	Region(s) of origin	Main regions of natural occurrence or cultivation	Key reference(s)	Target of projects, included in priority lists or focus of efforts by key international agencies (Table S1)	Number of uses
35. Finger millet	<i>Eleusine coracana</i> (L.) Gaertn.	2	4	Asia	Asia, Africa	Arora (2014), FAO (2010), Hall et al. (2013), Li et al. (2018), National Research Council (1996), Raneri et al. (2019), Tyagi et al. (2017)	3; 4; 7; 8; 9; 11; 12	7
36. Teff	<i>Eragrostis tef</i> (Zuccagni) Trotter	2	4	Africa	Africa	Arora (2014), FAO (2010), National Research Council (1996), Wickens et al. (1989)	2; 3; 8; 9; 11; 12	7
37. Rocket	<i>Eruca vesicaria</i> (L.) Cav.	2	1	Europe, Asia	Europe, Asia, Americas	Arora (2014), Raneri et al. (2019)	1; 3; 9;	7
38. Torch lily	<i>Etlingera</i> spp. [incl.: <i>E. elatior</i> (Jack) R.M.Sm., <i>E. hemisphaerica</i> (Blume) R.M.Sm.].	3	1,2,3,4	Asia	Asia, Africa, Americas, Oceania		12	2 (13 species)
39. Buckwheat	<i>Fagopyrum esculentum</i> Moench	2	4	Asia	Asia, Europe	Arora (2014), Hall et al. (2013), Kasolo et al. (2018), Li et al. (2018), Raneri et al. (2019), Tyagi et al. (2017)	3; 7; 8; 9; 12	9
40. Sycamore fig	<i>Ficus sycomorus</i> L.	1	1	Africa, Asia	Africa, Asia, Americas	Tyagi et al. (2017)	3; 12	8
41. Kokum	<i>Garcinia</i> L. [incl.: <i>G. indica</i> (Thouars) Choisy, <i>G. parvifolia</i> (Miq.) Miq., <i>G. gummi-gutta</i> (L.) Roxb., <i>G. morella</i> (Gaertn.) Desr., <i>G. binucao</i> (Blanco) Choisy]	1	3	Asia	Asia	Arora (2014), Kour et al. (2018), Li et al. (2018), Tyagi et al. (2017)	3; 6; 12	3 (548 species)
42. Ginkgo	<i>Ginkgo biloba</i> L.	1	4	Asia	Asia	Arora (2014)		4
43. Arrowroot	<i>Goepertia allouia</i> (Aubl.) Borchs. & S.Suárez	2	5	Americas	Americas	Hernandez-Bermejo and León (1992)	3; 12	2
44. Akkoub	<i>Gundelia tournefortii</i> L.	1	6	Asia	Asia		3; 12	3
45. Roselle	<i>Hibiscus sabdariffa</i> L.	2	1,2	Africa	Africa, Asia, Oceania	Arora (2014), Kasolo et al. (2018), Li et al. (2018), Tyagi et al. (2017)	3; 12	8

(Continues)

TABLE 3 (Continued)

Common name(s)	Scientific name	Source	Plant part(s) used	Region(s) of origin	Main regions of natural occurrence or cultivation	Key reference(s)	Target of projects, included in priority lists or focus of efforts by key international agencies (Table S1)	Number of uses
46. Sea buckthorn	<i>Hippophae rhamnoides</i> L.	2	3	Asia	Asia, Europe	Arora (2014), Łuczaj et al. (2012), Padulosi et al. (2011)		0
47. Hop	<i>Humulus lupulus</i> L.	1	1	Europe	Europe	Łuczaj et al. (2012)	12	5
48. Lablab	<i>Lablab purpureus</i> (L.) Sweet	2	4	Africa	Africa, Asia	Arora (2014), Kahane et al. (2013), National Research Council (1996), Tyagi et al. (2017)	3; 9; 11;12	7
49. Lupin	<i>Lupinus mutabilis</i> Sweet and <i>L. albus</i> L.	2	4	Americas, Africa, Europe,	Americas, Africa, Europe	Hernandez-Bermejo and León (1992)	3; 4; 12	<i>L. mutabilis</i> = 7 <i>L. albus</i> = 8
50. Macadamia	<i>Macadamia tetraphylla</i> L.A.S.Johnson	2	3	Oceania	Africa, Asia, Oceania	Arora (2014), Kasolo et al. (2018), Tyagi et al. (2017)		2
51. Mallow	<i>Malva</i> Tourn. ex L.	1	1	Europe, Asia	Europe, Asia	Arora (2014), Łuczaj et al. (2012)	3	4 (4 species)
52. Microseris (several common names)	<i>Microseris</i> D.Don. [incl.: <i>M. scapigera</i> Sch.Bip., <i>M. lanceolata</i> (Walp.) Sch. Bip.].	1	1	Oceania	Oceania		12	0
53. Moringa	<i>Moringa oleifera</i> Lam. and <i>M. stenopetala</i> (Baker f.) Cufod.	2	1,2,3,4	Africa, Asia	Asia, Africa, Americas	Arora (2014), Kahane et al. (2013), Kasolo et al. (2018), Kour et al. (2018), Li et al. (2018), National Research Council (2006), Padulosi et al. (2011), Raneri et al. (2019), Tyagi et al. (2017)	3; 8; 9; 11; 12	<i>M. oleifera</i> = 10 <i>M. stenopetala</i> = 7
54. African Alpine bamboo	<i>Oldeania alpina</i> (K.Schum.) Stapleton	1	6	Africa	Africa		12	6
55. Ostrich fern	<i>Onoclea struthiopteris</i> Roth	1	1	Europe, Asia, Americas	Europe, Asia, Americas	Łuczaj et al. (2012)	12	2
56. Oca	<i>Oxalis tuberosa</i> Molina	3	5	Americas	Americas	Hernandez-Bermejo and León (1992)	3; 9; 12	2
57. Pandanus, screwpine	<i>Pandanus tectorius</i> Parkinson ex Du Roi	3	3	Asia, Oceania	Asia, Oceania	Thomson, Cruz-de Hoyos, Cummings, and Schultz (2016)		6

(Continues)

TABLE 3 (Continued)

Common name(s)	Scientific name	Source	Plant part(s) used	Region(s) of origin	Main regions of natural occurrence or cultivation	Key reference(s)	Target of projects, included in priority lists or focus of efforts by key international agencies (Table S1)	Number of uses
58. Proso millet	<i>Panicum miliaceum</i> L. and <i>P. decompositum</i> R.Br.	2	4	Asia, Europe, Oceania	Asia, Europe, Oceania	Arora (2014), Kahane et al. (2013), Li et al. (2018), Raneri et al. (2019), Tyagi et al. (2017)	3; 12	<i>P. miliaceum</i> = 5, <i>P. decompositum</i> = 0
59. Guarana	<i>Paullinia cupana</i> Kunth	1	3,4	Americas	Americas	Hernandez-Bermejo and León (1992)	3; 12	4
60. Perilla	<i>Perilla frutescens</i> (L.) Britton	2	1,4	Asia	Asia	Arora (2014), Li et al. (2018), Tyagi et al. (2017)	3; 12	5
61. Tepary bean	<i>Phaseolus acutifolius</i> A.Gray	2	4	Americas	Americas	Hernandez-Bermejo and León (1992)	4; 12	5
62. Runner bean	<i>Phaseolus coccineus</i> L.	2	4	Americas	Americas, Asia	Arora (2014), Hernandez-Bermejo and León (1992), Tyagi et al. (2017)	12	6
63. Moso bamboo	<i>Phyllostachys edulis</i> (Carrière) J.Houz.	1	6	Asia	Asia	Arora (2014), Li et al. (2018)		4
64. Jaboticaba	<i>Plinia rivularis</i> (Cambess.) Rotman and <i>P. cauliflora</i> (Mart.) Kausel	2	3	Americas	Americas	Hernandez-Bermejo and León (1992)	3; 12	<i>P. rivularis</i> = 0, <i>P. cauliflora</i> = 2
65. Zapote	<i>Pouteria sapota</i> (Jacq.) H.E.Moore & Stearn	1	3	Americas	Americas	Hernandez-Bermejo and León (1992)	3; 12	2
66. Mesquite	<i>Prosopis</i> L. [incl.: <i>P. alba</i> Griseb., <i>P. chilensis</i> (Molina) Stuntz, <i>P. juliflora</i> (Sw.) DC.].	3	4	Americas, Africa, Asia	Americas, Africa, Asia	Arora (2014), Wickens et al. (1989)	3; 12	7 (14 species)
67. Bracken	<i>Pteridium aquilinum</i> L. Kuhn s.l.	1	1	Cosmopolitan	Cosmopolitan	Liu, Wujisguleng, and Long (2012)	12	7
68. Oak	<i>Quercus</i> L.	1	3	Europe, Asia, Africa	Europe, Asia, Africa, Americas	Łuczaj et al. (2012)	12	4 (9 species)
69. Raspberry	<i>Rubus</i> L. [incl.: <i>R. hawaiensis</i> A.Gray, <i>R. macraei</i> A.Gray, <i>R. rosifolius</i> Sm., <i>R. parvifolius</i> L.].	3	3	Asia, Oceania	Asia, Oceania	Arora (2014), Łuczaj et al. (2012)	3; 12	3 (36 species)

(Continues)



TABLE 3 (Continued)

Common name(s)	Scientific name	Source	Plant part(s) used	Region(s) of origin	Main regions of natural occurrence or cultivation	Key reference(s)	Target of projects, included in priority lists or focus of efforts by key international agencies (Table S1)	Number of uses
70. Sorrels	<i>Rumex acetosa</i> L. and <i>R. lapponicus</i> (Hiitonen) Czernov	1	1	Europe, Asia, Americas	Europe, Asia, Americas	Łuczaj et al. (2012)	12	<i>R. acetosa</i> = 4, <i>R. lapponicus</i> = 0
71. Arrowhead	<i>Sagittaria Ruppis</i> ex L.	1	1	Europe	Europe, Asia	Arora (2014)		2 (5 species)
72. Elder	<i>Sambucus nigra</i> L., <i>S. canadensis</i> L.	1	2,3	America, Africa, Europe, Americas	America, Africa, Europe, Americas	Łuczaj et al. (2012)	12	<i>S. nigra</i> = 5, <i>S. canadensis</i> = 5
73. Quandong	<i>Santalum acuminatum</i> (R.Br.) A.DC.	1	3	Oceania	Oceania	Arora (2014)	3; 12	6
74. Marula	<i>Sclerocarya birrea</i> (A.Rich.) Hochst.	1	3	Africa	Africa	Kahane et al. (2013), National Research Council (2008), Ngwako, Mogotsi, Sacande, Ulian, and Mattana (2019)	3; 11; 12	10
75. Common golden thistle	<i>Scolymus hispanicus</i> L.	1	6	Europe	Europe	Łuczaj et al. (2012)	3; 12	2
76. Black salsify	<i>Scorzonera hispanica</i> L.	2	5	Europe	Europe		8; 12	4
77. False sesame	<i>Sesamum sesamoides</i> (Endl.) Byng & Christenh.	1	1	Africa	Africa	Dansi et al. (2012)	3	6
78. Foxtail millet	<i>Setaria italica</i> (L.) P.Beauv.	2	4	Asia, Europe	Asia, Europe	Arora (2014), Kahane et al. (2013), Li et al. (2018), Raneri et al. (2019)	2; 3; 8; 12;	7
79. Bladder campion	<i>Silene vulgaris</i> (Moench) Garcke	1	1	Europe, Americas	Europe	Łuczaj et al. (2012)		2
80. Cardus marianus	<i>Silybum marianum</i> (L.) Gaertn.	1	6	Europe, Asia	Europe, Asia, Africa, Americas	Łuczaj et al. (2012)		4
81. Mustard	<i>Sinapis</i> L.	1	1,4	Europe	Europe, Asia, Africa, Americas	Arora (2014)		7 ( <i>S. alba</i> )
82. Yacon	<i>Smallanthus sonchifolius</i> (Poepp.) H.Rob.	2	5	Americas	Americas	Hernandez-Bermejo and León (1992)	3; 9; 12	2
83. Greenbriers	<i>Smilax excelsa</i> L., <i>S. glycyphylla</i> J.White, <i>S. ferox</i> Wall. ex Kunth	1	6	Europe, Asia, Oceania	Europe, Asia, Oceania	Tyagi et al. (2017)	12	<i>S. excelsa</i> = 0, <i>S. glycyphylla</i> = 3, <i>S. ferox</i> = 0

(Continues)

TABLE 3 (Continued)

Common name(s)	Scientific name	Source	Plant part(s) used	Region(s) of origin	Main regions of natural occurrence or cultivation	Key reference(s)	Target of projects, included in priority lists or focus of efforts by key international agencies (Table S1)	Number of uses
84. Tomato tree	<i>Solanum betaceum</i> Cav.	1	3	Americas	Americas, Asia, Oceania	Hernandez-Bermejo and León (1992)	3	3
85. African eggplant and other names	<i>Solanum</i> L. [incl.: <i>S. aethiopicum</i> L., <i>S. quitoense</i> Lam., <i>S. sessiliflorum</i> Dunal, <i>S. ellipticum</i> R.Br., <i>S. juzepczukii</i> Bukasov, <i>S. curtilobum</i> Juz. & Bukasov, <i>S. glaucescens</i> Zucc.]	3	3	Africa, Asia, Americas, Oceania	Africa, Asia, Americas, Oceania	Kahane et al. (2013), National Research Council (2006)	3; 11; 12	4 (51 species)
86. African black nightshade	<i>Solanum scabrum</i> Mill.	3	1	Africa	Cosmopolitan		3; 11	6
87. African yam bean	<i>Sphenostylis stenocarpa</i> (Hochst. ex A.Rich.) Harms	2	4,5	Africa	Africa, Asia	Arora (2014), Dansi et al. (2012), National Research Council, (1996), Tyagi et al. (2017)	3; 8; 9; 11	5
88. Jocote	<i>Spondias</i> spp. (incl.: <i>S. purpurea</i> L., <i>S. mombin</i> L., <i>S. dulcis</i> Parkinson)	3	3	Americas	Americas	Hernandez-Bermejo and León (1992)	3; 12	6 (6 species)
89. Marsh woundwort	<i>Stachys palustris</i> L., <i>S. tymphaea</i>	1	1	Europe, Asia	Europe, Asia, Americas	Arora (2014), Łuczaj et al. (2012), Tyagi et al. (2017)	12	0
90. Malay apple	<i>Syzygium malaccense</i> (L.) Merr. & L.M.Perry	2	3	Asia, Oceania,	Asia, Oceania	Thomson et al. (2018)		6
91. Pindan walnut	<i>Terminalia</i> L. (incl.: <i>T. cunninghamii</i> C.A.Gardner)	1	4	Asia, Oceania,	Asia, Oceania	Arora (2014), Tyagi et al. (2017)	3; 12	6 (21 species)
92. Salsify	<i>Tragopogon</i> L.	1	6	Europe, Asia	Europe, Asia, Americas, Oceania	Arora (2014), Tyagi et al. (2017)		3 ( <i>T. porrifolius</i> )
93. Buffalo nut	<i>Trapa</i> L. (incl.: <i>T. natans</i> L., <i>T. japonica</i> Flerow)	1	4	Europe, Asia, Africa	Europe, Asia, Africa	Arora (2014), Turner et al. (2011), Tyagi et al. (2017)	12	<i>T. napans</i> = 6 <i>T. japonica</i> = 0
94. African breadfruit	<i>Treculia africana</i> Decne. ex Trécul	1	3	Africa	Africa	Kasolo et al. (2018)	2; 3; 12	7
95. Snake gourd	<i>Trichosanthes cucumerina</i> L.	2	3	Asia	Asia	Arora (2014), Li et al. (2018), Tyagi et al. (2017)		5

(Continues)

TABLE 3 (Continued)

Common name(s)	Scientific name	Source	Plant part(s) used	Region(s) of origin	Main regions of natural occurrence or cultivation	Key reference(s)	Target of projects, included in priority lists or focus of efforts by key international agencies (Table S1)	Number of uses
96. Morama bean	<i>Tylosema esculentum</i> (Burch.) A.Schreib.	2	4	Africa	Africa	(Mogotsi, Sacande, et al., 2019)	8; 12	6
97. Bulrush	<i>Typha orientalis</i> C.Presl, <i>T. domingensis</i> Pers., <i>T. latifolia</i> L.	1	6	Europe, Asia, Americas	Cosmopolitan	Turner et al. (2011)	3; 12	<i>T. orientalis</i> = 5, <i>T. dominigensis</i> = 8, <i>T. latifolia</i> = 7
98. Ulluco	<i>Ullucus tuberosus</i> Caldas	2	5	Americas	Americas	Hernandez-Bermejo and León (1992)	3; 9; 12	2
99. Nettle	<i>Urtica dioica</i> L. and <i>U. massaica</i> Mildbr.	1	1	Europe, Asia, Africa	Europe, Asia, Africa	(Łuczaj et al., 2012)	12	<i>U. dioica</i> = 7, <i>U. massaica</i> = 3
100. Small cranberry	<i>Vaccinium</i> spp. (incl.: <i>V. oxycoccus</i> L., <i>V. floribundum</i> Kunth, <i>V. praestans</i> Lamb.)	1	3	Europe, Asia, Americas	Europe, Asia, Americas		12	3 (20 species)
101. Bambara groundnut	<i>Vigna subterranea</i> (L.) Verdc.	2	4	Africa	Africa, Asia, Oceania	Arora (2014), Dansi et al. (2012), FAO (2010), Hall et al. (2013), Kahane et al. (2013), National Research Council, (1996), Padulosi et al. (2011), Raneri et al. (2019)	2; 3; 4; 5; 8; 9; 11; 12	5
102. Shea tree	<i>Vitellaria paradoxa</i> C.F.Gaertn.	1	3	Africa	Africa	National Research Council (2006)	3; 11; 12	10

Source: 1, mainly wild; 2, mainly cultivated; 3, wild and cultivated. Edible parts: 1, leaves; 2, inflorescences/flowers; 3, fruits; 4, seeds; 5, roots/tubers; 6, stems/shoots. Number of uses according to Diazgranados et al. (2020); details on the type of uses for each species are reported in Diazgranados et al. (2020); 0, species not listed. When the common name of the NUS corresponds to more than one specific epithet, the number of uses is here reported as an average of the species listed in Diazgranados et al. (2020)

change over the century, including how climate change might impact the quality and nutritional value of edible species (Borrell et al., 2020). Studies in this research area have mainly focused on established domesticated edible crops. For example, under future climate-scenario drought stress conditions, Hummel et al., 2018 reported that iron levels in beans (*Phaseolus vulgaris*) decreased, while levels of protein, zinc, lead, and phytic acid increased. This study also revealed that bean nutritional quality and yields were reduced under future predicted drought conditions, leading the authors to conclude, with supportive data from crop modeling, that current bean growing areas in south-eastern Africa could become unsuitable by 2050. Given the predicted impact of future drought conditions on crops and, as 66% of people live with severe water scarcity for at

least one month of the year and humans use 70% of available fresh water for agricultural purposes, the monitoring of water irrigation systems is a recommended strategy to help conserve water (Green et al., 2018).

Although future drought conditions have been suggested to increase protein levels in the legume species *P. vulgaris* (Hummel et al., 2018), in contrast, increased CO<sub>2</sub> levels were found to reduce protein levels and increase omega-3 fatty acid levels in mung bean (*Vigna mungo*; Ziska, Epstein, & Schlesinger, 2009). Environmental factors may also impact on the nutritional quality of edible nuts, including almonds, pistachios, and walnuts. For example, in 29 different cultivars, protein, phytosterol, and mineral content were affected, suggesting that climate change may also compromise

### BOX 1 Fungi as food resources

Beyond the few species that are used in biotechnology for the production of pharmaceuticals, industrial enzymes and plastics (Howes et al., 2020; Prescott et al., 2018), the vast majority of fungi are underutilized. However, those in mainstream agriculture have an estimated annual market value of more than US\$62 billion by 2023 (Knowledge Sourcing Intelligence LLP, 2017). As edible fungi are sources of fiber, selenium, potassium, copper, zinc, B group vitamins, and are one of the only non-animal sources of dietary forms of vitamin D, a deficiency of which is a risk factor for rickets in children (World Health Organization, 2019), the potential future use of neglected fungi is considerable. Indeed, during their growth stage and post-harvest, mushrooms exposed to sunlight or controlled levels of UV radiation had increased concentrations of vitamin D<sub>2</sub> (Cardwell, Bornman, James, & Black, 2018). The impact of UV radiation on the vitamin D content of mushrooms could be evaluated further as a strategy to enhance availability of dietary vitamin D, especially in regions where rickets or osteomalacia are health risks.

Around 2% of fungi form mutualistic mycorrhizal relationships with plants (Suz et al., 2018). Within these mutualistic relationships, the plant provides sugars in exchange for minerals and nutrients from the fungus. While some mycorrhizal fungi are often the most desirable fungi for consumption, they elude efforts, with a few exceptions, to be cultivated commercially (Boa, 2004). These desirable mycorrhizal species are instead foraged from the wild, based on distinct cultural practices. However, it is unknown if the impact of foraging on wild populations can be sustained into the future, where harvesting is likely to increase. Currently of concern is the Kalahari truffle (*Kalaharituber pfeilii*), which is sold in local markets in southern Africa, with a rapidly increasing commercial harvesting (Mogotsi, Tiroesele, et al. (2019) and references therein). In contrast, saprotrophic fungi are well suited to commercial myco-culture, and up to 200 species are known to be cultivated around the world. Over 85% of cultivated mushroom species belong to just five genera: *Agaricus* (button, portobello, and chestnut mushrooms), *Lentinula* (shiitake), *Pleurotus* (oyster mushrooms), *Auricularia* (jelly and wood ear fungi), and *Flammulina* (Enokitake; Royse, Baars, & Tan, 2017).

The cultivation of fungi represents an opportunity to develop valuable new crops that require low resource inputs, create little waste (SureHarvest, 2017), are sustainable, and can be tailored to local cultural preferences. Cultivation can be at the domestic and community level (Martínez-Carrera et al., 1998) and has the potential to be scaled up commercially (Zhang, Geng, Shen, Wang, & Dai, 2014). Importantly, new species are being brought into cultivation (Rizal et al., 2016; Thongklang, Sysouphanthong, Callac, & Hyde, 2014) and these have economic potential beyond the value of a few internationally grown strains (Hyde et al., 2019). For example, within the genus *Termitomyces*, species such as *T. microcarpus* and *T. clypeatus* are consumed across Africa and Asia (Boa, 2004) and bringing species from this genus into cultivation could be a desirable cash crop for local communities. Myco-agriculture is most diverse in China, with over 100 species of the 1,789 reported edible species already in cultivation and around 60% in commercial production (Fang et al., 2018; Zhang et al., 2014).

Finally, mycorrhizal fungal associations can also improve the nutritional quality of the edible parts of plant crops. For instance, mycorrhizal fungi inoculation of strawberries can increase the levels of anthocyanins and phenolic compounds, and in tomatoes can increase the levels of P, N, and Cu and flavour compounds (Torres, Antolín, & Goicoechea, 2018). More research is needed to understand the promising role that mycorrhizal fungi play in the nutritional value of edible plants, including NUS, particularly in the context of strategies to produce nutritious crops in a changing climate.

nutritional value in this food group (Rabadán, Álvarez-Ortí, & Pardo, 2019). Together, these findings suggest that different climatic factors could mediate contrasting effects on the nutritional value of crops, and this should be considered, separately for each species, with respect to NUS. Although some studies conclude that elevated atmospheric CO<sub>2</sub> reduces protein and mineral content in vegetables, CO<sub>2</sub> can enhance vegetable yield and concentrations of soluble saccharides, phenolic compounds, including flavonoids, and vitamin C, in addition to the antioxidant capacity (Dong, Gruda, Lam, Li, & Duan, 2018). Furthermore, flavonol and anthocyanin levels in fruits may be increased by changes in expression of hydroxylases in response to environmental conditions, including water deficits and UVB radiation (Martínez-Lüscher et al., 2014).

The impact of emerging environmental stresses on biologically active chemicals of edible plants is important from the perspective

of human health. For instance, extreme environmental conditions (late season cultivation) have been shown to increase phenolic and vitamin C content in some broccoli cultivars (Vallejo, Tomas-Barberan, & García-Viguera, 2003). Higher CO<sub>2</sub> levels also increased vitamin C and antioxidant capacity in lettuce, celery, and Chinese cabbage, although other nutrients (micro- and macro-) decreased (Leisner, 2020). Thus, certain phytochemicals relevant to health in crop plants may be positively influenced by environmental changes, while levels of some essential macro- and micro-nutrients may be negatively affected. In view of the emerging research that suggests that certain environmental factors could negatively impact on the nutritional quality of food, the potential consequences for human health in the long-term are concerning, particularly against the backdrop of the global scale of malnutrition, which includes protein-energy, vitamin and mineral deficiencies (De Onis, Monteiro,

Akré, & Glugston, 1993; Green et al., 2018; <https://www.who.int/news-room/fact-sheets/detail/malnutrition>). While biofortification could be one approach to mitigate the impact of climatic changes on food nutritional status (Green et al., 2018), more extensive scrutiny of the nutritional quality of crops, including NUS, in the context of predicted environmental challenges, should be aligned with other strategies for food security. In circumstances where saccharide levels increase in edible species in response to climate factors (Dong et al., 2018), the consequences should be considered in the context of providing energy as a source of calories in both undernutrition (such as in wasting and being underweight) and obesity, with the latter associated with increased risk of certain non-communicable diseases (<https://www.who.int/news-room/fact-sheets/detail/malnutrition>).

Potential strategies to ameliorate the effects of climate change on food security in the future include greater understanding of the global distribution of edible plants and by creating more diverse and climate-resilient agricultural production systems (see Table S1). In addition, improved knowledge of naturally stress-resistant plants and their broader cultivation would enable agriculture, and the human diet, to be diversified as one strategy for global food security in the changing environment (Zhang, Li, & Zhu, 2018), especially when aligned with methods to maintain the genetic diversity of crops (e.g., seed banking; Borrell et al., 2020). More research on elucidating the genes and processes that underlay the mechanisms for climate-resilience of edible species could also underpin future strategies to mitigate environmental challenges that threaten food security (Dhankher & Foyer, 2018). Indeed, a multi-faceted approach integrating physiology, genomics, and climate modeling has been proposed as important to develop a sustainable future food supply considering global climate change (Leisner, 2020).

To address the impact of climate change on nutritional security in the future, a model has been described (Fanzo, Davis, McLaren, & Choufani, 2018) to increase net nutrition in the food chain under climate change. This model encompasses agriculture practices to cultivate improved varieties, and new production locations to minimize loss of biodiversity, through to processing, distribution, marketing (including promotion of food benefits), and consumption strategies to maximize nutrition availability for vulnerable groups. A positive correlation between high agricultural diversity and high nutrient production, irrespective of farm cultivation size, has been suggested from global examination of food commodities (Herrero et al., 2017), indicating that one strategy to protect availability of nutrients may be through promoting agricultural diversity, and therefore, dietary range to support health.

Emerging evidence shows climate change impacts not only on food quality, nutrition, safety (Borrell et al., 2020), and cost, but also on the ability to transport food from “farm to fork,” thus, for many communities, restricting their access to an adequate dietary range (Fanzo et al., 2018). These factors combined will limit the availability of nutrients with potentially serious consequences for the health of humanity.

## 5 | CONCLUSIONS

In this article, we provide an overview of the global state of edible plants, highlighting their diversity, and distribution among vascular plant families from around the world. We emphasize that this diversity stands in striking contrast with the few hundred food crops, originating from main domestication centers, that mainstream agriculture currently relies on. By integrating the other uses, we also highlight the additional ecosystem services these plants provide that are important for people's livelihoods and wellbeing (Díaz et al., 2020). While more work is needed to assess the actual conservation status of edible plants, ex situ conservation (and particularly seed banking) is already playing an important role in preserving them. However, information on the functional and genetic diversity of stored seed collections is limited and alternative ex situ conservation approaches, such as cryopreservation, need to be developed for those species with non-bankable seeds (Li & Pritchard, 2009).

We highlight key NUS of edible plants with the potential to improve the quality, resilience, and self-sufficiency of food production, while deploying a more sustainable local food supply. We also consider the importance of fungi, which could enhance the nutritional value of foods, through the provision of beneficial vitamins and minerals, and which have potential to be developed into valuable and sustainable crops.

However, before NUS can become successful crops of the future, many knowledge gaps need to be filled relating to their biology and ecology. In addition, research efforts are needed on understanding the impacts of climate change on NUS, to enable the development of effective and sustainable agricultural practices for future climate conditions (Turner et al., 2011; Ulian, Pritchard, Cockel, & Mattana, 2019). Although methods and tools developed by farmers and researchers for the cultivation of major crops can be easily adapted to improve the cultivation of NUS, these should be integrated with local traditional knowledge on uses and practices to help protect the environment and promote the conservation of biodiversity (Casas et al., 2016; Horlings & Marsden, 2011; Patel, Sharma, & Singh, 2020). To further aid the development of NUS as future crops, research programs need to be strengthened and the necessary research infrastructure put in place, including addressing shortages in relevant fields (FAO, 2019). This will require improved mechanisms for exchanging information rapidly and effectively, as well as increased awareness of the importance of crop diversity among and between stakeholder groups. One way this could be achieved is through participatory decision-making processes (Padulosi et al., 2011) and by putting in place effective legal and policy frameworks (FAO, 2019; Noorani et al., 2015) that are accompanied by economic incentives and subsidies to support the development of NUS (Padulosi, Cawthorn, et al., 2019).

Biodiversity offers a largely untapped resource to support our planet and improve our lives and has the potential to “end hunger, achieve food security and improve nutrition and promote sustainable agriculture,” as articulated in the UN SDG 2, through the development of climate-resilient crops and the more widespread use

of localized crop species (Antonelli, Smith, & Simmonds, 2019), such as the NUS plants highlighted in this article. However, in order for these natural resources to be unlocked, strengthening, and developing collaborations between producers, researchers, local communities, NGOs, “influencers,” media, and governments are key factors for success.

## ACKNOWLEDGMENTS

The authors and trustees of the Royal Botanic Gardens, Kew and the Kew Foundation would like to thank the Sfumato Foundation for generously funding the State of the World's Plants and Fungi project. Plant genetic resources accession level data were provided by Global Crop Diversity Trust, Germany. All intellectual property rights (including copyright) in the data are owned and retained by the said institution. Data accessed through Genesys Global Portal on Plant Genetic Resources, [www.genesys-pgr.org](http://www.genesys-pgr.org), 2020-01-16. Data of plant species in living collections and seed banks recorded in BGCI's PlantSearch are Copyright of BGCI PlantSearch Database. The “World Checklist of Selected Vascular Plants” (WCVP, 2020) is curated by Rafael Govaerts (RBG Kew). Amanda Cooper (RBG Kew) helped with the production of the maps. A. A. is also supported by the Swedish Research Council, the Swedish Foundation for Strategic Research and the Knut and Alice Wallenberg Foundation, and the Royal Botanic Gardens, Kew. The views expressed in this publication are those of the authors and do not necessarily reflect the views or policies of the Food and Agriculture Organization of the United Nations.

## AUTHOR CONTRIBUTIONS

T.U. and E.M. conceived and edited the manuscript. M.D., S.Pi., S.Pa., U.L., I.O., O.A.P.-E., S.S., and E.M. analyzed the data. All authors contributed to the writing of the manuscript and approved the final version.

## ORCID

Tiziana Ulian  <https://orcid.org/0000-0001-8298-256X>

Melanie-Jayne R. Howes  <https://orcid.org/0000-0003-1065-6209>

James S. Borrell  <https://orcid.org/0000-0001-9902-7681>

Mark A. Lee  <https://orcid.org/0000-0001-8060-2762>

Rodrigo Cámara-Leret  <https://orcid.org/0000-0001-7705-0602>

Alexandre Antonelli  <https://orcid.org/0000-0003-1842-9297>

Hugh W. Pritchard  <https://orcid.org/0000-0002-2487-6475>

Efísio Mattana  <https://orcid.org/0000-0001-6235-4603>

## REFERENCES

- Abarca-Gómez, L., Abdeen, Z. A., Hamid, Z. A., Abu-Rmeileh, N. M., Acosta-Cazares, B., Acuin, C., ... Ezzati, M. (2017). Worldwide trends in body-mass index, underweight, overweight, and obesity from 1975 to 2016: A pooled analysis of 2416 population-based measurement studies in 128·9 million children, adolescents, and adults. *The Lancet*, 390(10113), 2627–2642. [https://doi.org/10.1016/S0140-6736\(17\)32129-3](https://doi.org/10.1016/S0140-6736(17)32129-3)
- Alae-Carew, C., Nicoleau, S., Bird, F. A., Hawkins, P., Tuomisto, H. L., Haines, A., ... Scheelbeek, P. F. (2020). The impact of environmental changes on the yield and nutritional quality of fruits, nuts and seeds: A systematic review. *Environmental Research Letters*, 15(2), 023002. <https://doi.org/10.1088/1748-9326/ab5cc0>
- Albenberg, L. G., & Wu, G. D. (2014). Diet and the intestinal microbiome: Associations, functions, and implications for health and disease. *Gastroenterology*, 146(6), 1564–1572. <https://doi.org/10.1053/j.gastro.2014.01.058>
- Alexandratos, N., & Bruinsma, J. (2012). World agriculture towards 2030/2050: The 2012 revision. ESA Working Paper No. 12-03. June 2012. Agricultural Development Economics Division. Food and Agriculture Organization of the United Nations.
- Antonelli, A., Smith, R. J., & Simmonds, M. S. J. (2019). Unlocking the properties of plants and fungi for sustainable development. *Nature Plants*, 5(11), 1100–1102. <https://doi.org/10.1038/s41477-019-0554-1>
- Arora, R. (2014). *Diversity in underutilized plant species: An Asia-Pacific perspective*. New Delhi, India: Bioversity International.
- Baiser, B., Olden, J. D., Record, S., Lockwood, J. L., & McKinney, M. L. (2012). Pattern and process of biotic homogenization in the New Pangaea. *Proceedings of the Royal Society B: Biological Sciences*, 279(1748), 4772–4777. <https://doi.org/10.1098/rspb.2012.1651>
- Bala, R., Hoeschle-Zeledon, I., Swaminathan, M., & Frison, E. (2006). *Hunger and poverty: The role of biodiversity*. Report of an International Consultation on the role of biodiversity in achieving the UN Millennium Development Goal of Freedom from hunger and poverty, Chennai, India, April 18–19, 2005.
- Baldermann, S., Blagojević, L., Frede, K., Klopsch, R., Neugart, S., Neumann, A., ... Schreiner, M. (2016). Are neglected plants the food for the future? *Critical Reviews in Plant Sciences*, 35(2), 106–119. <https://doi.org/10.1080/07352689.2016.1201399>
- Boa, E. R. (2004). *Wild edible fungi: A global overview of their use and importance to people*. Rome, Italy: Food and Agriculture Organization.
- Borrell, J. S., Dodsworth, S., Forest, F., Pérez-Escobar, O. A., Lee, M. A., Mattana, E., ... Pironon, S. (2020). The climatic challenge: Which plants will people use in the next century? *Environmental and Experimental Botany*, 170, 103872. <https://doi.org/10.1016/j.envexpbot.2019.103872>
- Cámara-Leret, R., & Dennehy, Z. (2019). Information gaps in indigenous and local knowledge for science-policy assessments. *Nature Sustainability*, 2(8), 736–741. <https://doi.org/10.1038/s41893-019-0324-0>
- Cámara-Leret, R., Paniagua-Zambrana, N., Balslev, H., & Macía, M. J. (2014). Ethnobotanical knowledge is vastly under-documented in northwestern South America. *PLoS One*, 9(1). <https://doi.org/10.1371/journal.pone.0085794>
- Cámara-Leret, R., Raes, N., Roehrdanz, P., De Fretes, Y., Heatubun, C., Rooble, L., ... Hannah, L. (2019). Climate change threatens New Guinea's biocultural heritage. *Science Advances*, 5(11), eaaz1455. <https://doi.org/10.1126/sciadv.aaz1455>
- Cardwell, G., Bornman, J., James, A., & Black, L. (2018). A review of mushrooms as a potential source of dietary Vitamin D. *Nutrients*, 10, 1498. <https://doi.org/10.3390/nu10101498>
- Casas, A., Lira, R., Torres, I., Delgado, A., Moreno-Calles, A. I., Rangel-Landa, S., ... Pérez-Negrón, E. (2016). Ethnobotany for sustainable ecosystem management: A regional perspective in the Tehuacán Valley. In R. Lira, A. Casas, & J. Blancas (Eds.), *Ethnobotany of Mexico* (pp. 179–206). New York, NY: Springer.
- Cassidy, E. S., West, P. C., Gerber, J. S., & Foley, J. A. (2013). Redefining agricultural yields: From tonnes to people nourished per hectare. *Environmental Research Letters*, 8(3), 034015. <https://doi.org/10.1088/1748-9326/8/3/034015>
- Castañeda-Álvarez, N. P., Khoury, C. K., Achicanoy, H. A., Bernau, V., Dempewolf, H., Eastwood, R. J., ... Toll, J. (2016). Global conservation priorities for crop wild relatives. *Nature Plants*, 2(4), 1–6. <https://doi.org/10.1038/nplants.2016.22>
- Castillo-Lorenzo, E., Pritchard, H., Finch-Savage, W., & Seal, C. (2019). Comparison of seed and seedling functional traits in native

- Helianthus species and the crop *H. annuus* (sunflower). *Plant Biology*, 21(3), 533–543. <https://doi.org/10.1111/plb.12928>
- Chadare, F., Linnemann, A., Hounhouigan, J., Nout, M., & Van Boekel, M. (2008). Baobab food products: A review on their composition and nutritional value. *Critical Reviews in Food Science and Nutrition*, 49(3), 254–274. <https://doi.org/10.1080/10408390701856330>
- Cook, F. (1995). *Economic botany data collection standards, prepared for the international working group on taxonomic database for plant science (TDWG)*. London, UK: Royal Botanic Gardens Kew.
- Corlett, R. T. (2016). Plant diversity in a changing world: Status, trends, and conservation needs. *Plant Diversity*, 38(1), 10–16. <https://doi.org/10.1016/j.pld.2016.01.001>
- Dansi, A., Vodouhè, R., Azokpota, P., Yedomonhan, H., Assogba, P., Adjatin, A., ... Akpagana, K. (2012). Diversity of the neglected and underutilized crop species of importance in Benin. *The Scientific World Journal*, 2012, 1–19. <https://doi.org/10.1100/2012/932947>
- De Onis, M., Monteiro, C., Akre, J., & Glugston, G. (1993). The worldwide magnitude of protein-energy malnutrition: An overview from the WHO Global Database on Child Growth. *Bulletin of the World Health Organization*, 71(6), 703.
- Dhankher, O. P., & Foyer, C. H. (2018). Climate resilient crops for improving global food security and safety. *Plant, Cell & Environment*, 41(5), 877–884. <https://doi.org/10.1111/pce.13207>
- Diamond, J. (2002). Evolution, consequences and future of plant and animal domestication. *Nature*, 418(6898), 700–707. <https://doi.org/10.1038/nature01019>
- Díaz, S., Settele, J., Brondizio, E. S., Ngo, H. T., Agard, J., Arneith, A., ... Zayas, C. N. (2019). Pervasive human-driven decline of life on Earth points to the need for transformative change. *Science*, 366(6471), eaax3100. <https://doi.org/10.1126/science.aax3100>
- Díaz, S., Settele, J., Brondizio, E., Ngo, H., Guèze, M., Agard, J., ... Butchart, S. (2019). Summary for policymakers of the global assessment report on biodiversity and ecosystem services of the Intergovernmental Science-Policy Platform on Biodiversity and Ecosystem Services. Retrieved from [https://ipbes.net/sites/default/files/downloads/spm\\_unedited\\_advance\\_for\\_posting\\_htn](https://ipbes.net/sites/default/files/downloads/spm_unedited_advance_for_posting_htn)
- Diazgranados, M., Allkin, B., Black, N., Cámara-Leret, R., Canteiro, C., Carretero, J., ... Ulian, T. (2020). *World checklist of useful plant species*. Produced by the Royal Botanic Gardens, Kew. <https://doi.org/10.5063/F1CV4G34>
- Dong, J., Gruda, N., Lam, S. K., Li, X., & Duan, Z. (2018). Effects of elevated CO<sub>2</sub> on nutritional quality of vegetables: A review. *Frontiers in Plant Science*, 9, 924. <https://doi.org/10.3389/fpls.2018.00924>
- Fang, R., Kirk, P., Wei, J., Li, Y., Cai, L., Fan, L., ... Yang, Z. (2018). Country focus: China. In K. J. Willis (Ed.), *State of the world's fungi. Report* (pp. 48–55). Royal Botanic Gardens, Kew.
- Fanzo, J., Davis, C., McLaren, R., & Choufani, J. (2018). The effect of climate change across food systems: Implications for nutrition outcomes. *Global Food Security*, 18, 12–19. <https://doi.org/10.1016/j.gfs.2018.06.001>
- FAO & WHO. (2018). *Strengthening nutrition action: A resource guide for countries based on the policy recommendations of the Second International Conference on Nutrition (ICN2)*. World Health Organization. Retrieved from <https://apps.who.int/iris/handle/10665/274739>
- FAO. (2009). *International treaty on plant genetic resources for food and agriculture*. FAO. Retrieved from <http://www.fao.org/3/a-i0510e.pdf>
- FAO. (2010). *The second report on the state of the world's plant genetic resources for food and agriculture*. Rome, Italy: FAO.
- FAO. (2015). *World programme for the census of agriculture 2020* (Vol. 1). Rome, Italy: Food and Agriculture Organization of the United Nations.
- FAO. (2018). *Future smart food – Rediscovering hidden treasures of neglected and underutilized species for Zero Hunger in Asia*. X. Li & K. H. M. Siddique (Eds.). Rome, Italy: Food and Agriculture Organization of the United Nations.
- FAO. (2019). *The state of the world's biodiversity for food and agriculture*. FAO Commission on Genetic Resources for Food and Agriculture Assessments. Retrieved from <http://www.fao.org/3/CA3129EN/ca3129en.pdf>
- FAO, IFAD, UNICEF, WFP, & WHO. (2019). *The state of food security and nutrition in the world 2019. Safeguarding against economic slowdowns and downturns*. FAO. Retrieved from <http://www.fao.org/3/ca5162en/ca5162en.pdf>
- Fernández-Marín, B., Milla, R., Martín-Robles, N., Arc, E., Kranner, I., Becerril, J. M., & García-Plazaola, J. I. (2014). Side-effects of domestication: cultivated legume seeds contain similar tocopherols and fatty acids but less carotenoids than their wild counterparts. *BMC Plant Biology*, 14(1). <https://doi.org/10.1186/s12870-014-0385-1>
- Fernández-Pascual, E., Mattana, E., & Pritchard, H. W. (2019). Seeds of future past: Climate change and the thermal memory of plant reproductive traits. *Biological Reviews*, 94(2), 439–456. <https://doi.org/10.1111/brv.12461>
- Fielder, H., Brotherton, P., Hosking, J., Hopkins, J. J., Ford-Lloyd, B., & Maxted, N. (2015). Enhancing the conservation of crop wild relatives in England. *PLoS One*, 10(6), e0130804. <https://doi.org/10.1371/journal.pone.0130804>
- Foley, J. A., Ramankutty, N., Brauman, K. A., Cassidy, E. S., Gerber, J. S., Johnston, M., ... Zaks, D. P. M. (2011). Solutions for a cultivated planet. *Nature*, 478(7369), 337–342. <https://doi.org/10.1038/nature10452>
- Forest, F., Moat, J., Baloch, E., Brummitt, N. A., Bachman, S. P., Ickert-Bond, S., ... Buerki, S. (2018). Gymnosperms on the EDGE. *Scientific Reports*, 8(1), 1–11. <https://doi.org/10.1038/s41598-018-24365-4>
- French, B. (2019). Food Plants International database of edible plants of the world, a free resource for all. *Acta Horticulturae*, 1241, 1–6. <https://doi.org/10.17660/ActaHortic.2019.1241.1>
- Fuller, D. Q., Denham, T., Arroyo-Kalin, M., Lucas, L., Stevens, C. J., Qin, L., ... Purugganan, M. D. (2014). Convergent evolution and parallelism in plant domestication revealed by an expanding archaeological record. *Proceedings of the National Academy of Sciences of the United States of America*, 111(17), 6147–6152. <https://doi.org/10.1073/pnas.1308937110>
- Godfray, H. C. J., Beddington, J. R., Crute, I. R., Haddad, L., Lawrence, D., Muir, J. F., ... Toulmin, C. (2010). Food security: The challenge of feeding 9 billion people. *Science*, 327(5967), 812–818. <https://doi.org/10.1126/science.1185383>
- Green, H., Broun, P., Cook, D., Cooper, K., Drewnowski, A., Pollard, D., ... Roulin, A. (2018). Healthy and sustainable diets for future generations. *Journal of the Science of Food and Agriculture*, 98(9), 3219–3224. <https://doi.org/10.1002/jsfa.8953>
- Green, R. E., Cornell, S. J., Scharlemann, J. P. W., & Balmford, A. (2005). Farming and the fate of wild nature. *Science*, 307(5709), 550–555. <https://doi.org/10.1126/science.1106049>
- Gruber, K. (2017). Agrobiodiversity: The living library. *Nature*, 544(7651), S8–S10. <https://doi.org/10.1038/544S8a>
- Guil-Guerrero, J., & Torija-Isasa, M. (2002). Edible wild plants. *Recent Progress in Medicinal Plants*, 8, 431–466.
- Hall, R., Rudebjer, P., & Padulosi, S. (2013). *NUS 2013: Book of abstracts: 3rd International Conference on neglected and underutilized species: For a food-secure Africa, Accra, Ghana, 25–27 September 2013*.
- Harlan, J. R. (1971). Agricultural origins: Centers and noncenters. *Science*, 174(4008), 468–474. <https://doi.org/10.1126/science.174.4008.468>
- Hay, F. R., & Probert, R. J. (2013). Advances in seed conservation of wild plant species: A review of recent research. *Conservation Physiology*, 1(1), cot030. <https://doi.org/10.1093/conphys/cot030>

- Hebelstrup, K. H. (2017). Differences in nutritional quality between wild and domesticated forms of barley and emmer wheat. *Plant Science*, 256, 1–4. <https://doi.org/10.1016/j.plantsci.2016.12.006>
- Hernandez-Bermejo, J., & León, J. E. (1992). *Cultivos marginados, otra perspectiva de 1492*. Rome, Italy: FAO.
- Herrero, M., Havlík, P., Valin, H., Notenbaert, A., Rufino, M. C., Thornton, P. K., ... Obersteiner, M. (2013). Biomass use, production, feed efficiencies, and greenhouse gas emissions from global livestock systems. *Proceedings of the National Academy of Sciences of the United States of America*, 110(52), 20888–20893. <https://doi.org/10.1073/pnas.1308149110>
- Herrero, M., Thornton, P. K., Power, B., Bogard, J. R., Remans, R., Fritz, S., ... Havlík, P. (2017). Farming and the geography of nutrient production for human use: A transdisciplinary analysis. *The Lancet Planetary Health*, 1(1), e33–e42. [https://doi.org/10.1016/S2542-5196\(17\)30007-4](https://doi.org/10.1016/S2542-5196(17)30007-4)
- Horlings, L. G., & Marsden, T. K. (2011). Towards the real green revolution? Exploring the conceptual dimensions of a new ecological modernisation of agriculture that could 'feed the world'. *Global Environmental Change*, 21(2), 441–452. <https://doi.org/10.1016/j.gloenvcha.2011.01.004>
- Howes, M.-J.-R. (2018a). The evolution of anticancer drug discovery from plants. *The Lancet. Oncology*, 19(3), 293–294. [https://doi.org/10.1016/S1470-2045\(18\)30136-0](https://doi.org/10.1016/S1470-2045(18)30136-0)
- Howes, M.-J.-R. (2018b). Phytochemicals as anti-inflammatory nutraceuticals and phytopharmaceuticals. In S. Chatterjee, W. Jungraithmayr, & D. Bagchi (Eds.), *Immunity and inflammation in health and disease*. Emerging Roles of Nutraceuticals and Functional Foods in Immune Support (pp. 363–388). UK: Academic Press (Elsevier).
- Howes, M.-J.-R., Quave, C. L., Collemar, J., Tatsis, E. C., Twilley, D., Lulekal, E., ... Nic Lughadha, E. (2020). Molecules from nature: Reconciling biodiversity conservation and global healthcare imperatives for sustainable use of medicinal plants and fungi. *Plants, People, Planet*, 2(5), 463–481.
- Hummel, M., Hallahan, B. F., Brychkova, G., Ramirez-Villegas, J., Guwela, V., Chataika, B., ... Spillane, C. (2018). Reduction in nutritional quality and growing area suitability of common bean under climate change induced drought stress in Africa. *Scientific Reports*, 8(1), 1–11. <https://doi.org/10.1038/s41598-018-33952-4>
- Hunter, D., Borelli, T., Beltrame, D. M. O., Oliveira, C. N. S., Coradin, L., Wasike, V. W., ... Tartanac, F. (2019). The potential of neglected and underutilized species for improving diets and nutrition. *Planta*, 250(3), 709–729. <https://doi.org/10.1007/s00425-019-03169-4>
- Hyde, K. D., Xu, J., Rapior, S., Jeewon, R., Lumyong, S., Niego, A. G. T., ... Stadler, M. (2019). The amazing potential of fungi: 50 ways we can exploit fungi industrially. *Fungal Diversity*, 97(1), 1–136. <https://doi.org/10.1007/s13225-019-00430-9>
- IUCN. (2020). *The IUCN red list of threatened species. Version 2019–3*. Retrieved from <http://www.iucnredlist.org>
- Iwu, M. M. (2016). *Food as medicine: Functional food plants of Africa*. Boca Raton, FL: CRC Press.
- Jacobsen, S.-E., Sørensen, M., Pedersen, S. M., & Weiner, J. (2013). Feeding the world: Genetically modified crops versus agricultural biodiversity. *Agronomy for Sustainable Development*, 33(4), 651–662. <https://doi.org/10.1007/s13593-013-0138-9>
- Kahane, R., Hodgkin, T., Jaenicke, H., Hoogendoorn, C., Hermann, M., (Dyno) Keatinge, J. D. H., ... Looney, N. (2013). Agrobiodiversity for food security, health and income. *Agronomy for Sustainable Development*, 33(4), 671–693. <https://doi.org/10.1007/s13593-013-0147-8>
- Kasolo, W., Chemining'wa, G., & Temu, A. (2018). *Neglected and Underutilized Species (NUS) for improved food security and resilience to climate change: A contextualized learning manual for African colleges and universities*. Nairobi, Kenya: ANAFE.
- Khoury, C. K., Amariles, D., Soto, J. S., Diaz, M. V., Sotelo, S., Sosa, C. C., ... Jarvis, A. (2019). Comprehensiveness of conservation of useful wild plants: An operational indicator for biodiversity and sustainable development targets. *Ecological Indicators*, 98, 420–429. <https://doi.org/10.1016/j.ecolind.2018.11.016>
- Khoury, C. K., Bjorkman, A. D., Dempewolf, H., Ramirez-Villegas, J., Guarino, L., Jarvis, A., ... Struik, P. C. (2014). Increasing homogeneity in global food supplies and the implications for food security. *Proceedings of the National Academy of Sciences of the United States of America*, 111(11), 4001–4006. <https://doi.org/10.1073/pnas.1313490111>
- Kier, G., Kreft, H., Lee, T. M., Jetz, W., Ibsch, P. L., Nowicki, C., ... Barthlott, W. (2009). A global assessment of endemism and species richness across island and mainland regions. *Proceedings of the National Academy of Sciences of the United States of America*, 106(23), 9322–9327. <https://doi.org/10.1073/pnas.0810306106>
- Knowledge Sourcing Intelligence LLP. (2017). *Global edible mushrooms market – Industry trends, opportunities and forecasts to 2023*. Retrieved from <https://www.researchandmarkets.com/reports/4451952/global-edible-mushrooms-market-industry-trends>
- Kour, S., Bakshi, P., Sharma, A., Wali, V., Jasrotia, A., & Kumari, S. (2018). Strategies on conservation, improvement and utilization of underutilized fruit crops. *International Journal of Current Microbiology and Applied Sciences*, 7, 638–650. <https://doi.org/10.20546/ijcmas.2018.703.075>
- Larkin, D. J., Jacobi, S. K., Hipp, A. L., & Kramer, A. T. (2016). Keeping all the PIECES: Phylogenetically informed ex situ conservation of endangered species. *PLoS One*, 11(6), e0156973. <https://doi.org/10.1371/journal.pone.0156973>
- Lee, M. A. (2018). A global comparison of the nutritive values of forage plants grown in contrasting environments. *Journal of Plant Research*, 131(4), 641–654. <https://doi.org/10.1007/s10265-018-1024-y>
- Lee, M. A., Davis, A. P., Chagunda, M. G., & Manning, P. (2017). Forage quality declines with rising temperatures, with implications for livestock production and methane emissions. *Biogeosciences*, 14(6), 1403–1417. <https://doi.org/10.5194/bg-14-1403-2017>
- Leisner, C. P. (2020). Climate change impacts on food security-focus on perennial cropping systems and nutritional value. *Plant Science*, 293, 110412. <https://doi.org/10.1016/j.plantsci.2020.110412>
- Lev-Yadun, S., Gopher, A., & Abbo, S. (2000). The cradle of agriculture. *Science*, 288(5471), 1602–1603. <https://doi.org/10.1126/science.288.5471.1602>
- Li, D.-Z., & Pritchard, H. W. (2009). The science and economics of ex situ plant conservation. *Trends in Plant Science*, 14(11), 614–621. <https://doi.org/10.1016/j.tplants.2009.09.005>
- Li, X., Siddique, K., Akinnifesi, F., Callens, K., Broca, S., Noorani, A., ... Solh, M. (2018). *Future Smart Food-Rediscovering hidden treasures of neglected and underutilized species for Zero Hunger in Asia*. Rome, Italy: Food and Agriculture Organisation of the United Nations.
- Linden, G. (1996). *Analytical techniques for foods and agricultural products*. New York: VCH Publishers Inc.
- Liu, U., Breman, E., Cossu, T. A., & Kenney, S. (2018). The conservation value of germplasm stored at the millennium seed bank, royal botanic gardens, Kew, UK. *Biodiversity and Conservation*, 27(6), 1347–1386. <https://doi.org/10.1007/s10531-018-1497-y>
- Liu, U., Kenney, S., Breman, E., & Cossu, T. A. (2019). A multicriteria decision making approach to prioritise vascular plants for species-based conservation. *Biological Conservation*, 234, 221–240. <https://doi.org/10.1016/j.biocon.2019.03.014>
- Liu, Y., Wujiuguleng, W., & Long, C. (2012). Food uses of ferns in China: A review. *Acta Societatis Botanicorum Poloniae*, 81(4), 263–270. <https://doi.org/10.5586/asbp.2012.046>
- Łuczaj, Ł., Pieroni, A., Tardío, J., Pardo-de-Santayana, M., Sökand, R., Svanberg, I., & Kalle, R. (2012). Wild food plant use in 21st century Europe, the disappearance of old traditions and the search for new



- ciusines involving wild edibles. *Acta Societatis Botanicorum Poloniae*, 81(4), 359–370. <https://doi.org/10.5586/asbp.2012.031>
- Martínez-Carrera, D., Aguilar, A., Martínez, W., Morales, P., Sobal, M., Bonilla, M., & Larqué-Saavedra, A. (1998). A sustainable model for rural production of edible mushrooms in Mexico. *Micología Neotropical Aplicada*, 11, 77–96.
- Martínez-Lüscher, J., Sánchez-Díaz, M., Delrot, S., Aguirreolea, J., Pascual, I., & Gomes, E. (2014). Ultraviolet-B radiation and water deficit interact to alter flavonol and anthocyanin profiles in grapevine berries through transcriptomic regulation. *Plant and Cell Physiology*, 55(11), 1925–1936. <https://doi.org/10.1093/pcp/pcu121>
- Maxted, N., Ford-Lloyd, B. V., Jury, S., Kell, S., & Scholten, M. (2006). Towards a definition of a crop wild relative. *Biodiversity and Conservation*, 15(8), 2673–2685. <https://doi.org/10.1007/s10531-005-5409-6>
- McDonnell, E. (2018). *The Quinoa Boom Goes Bust in the Andes*. New York, NY: NACLA.
- Meyer, R. S., Duval, A. E., & Jensen, H. R. (2012). Patterns and processes in crop domestication: An historical review and quantitative analysis of 203 global food crops. *New Phytologist*, 196(1), 29–48. <https://doi.org/10.1111/j.1469-8137.2012.04253.x>
- Milla, R. (2020). Crop Origins and Phylo Food: A database and a phylogenetic tree to stimulate comparative analyses on the origins of food crops. *Global Ecology and Biogeography*, 29(4), 606–614. <https://doi.org/10.1111/geb.13057>
- Mogotsi, K. K., Sacande, M., Ulian, T., Mattana, E., Amosso, C., & Matsika, A. T. (2019). *Tylosema esculentum* (Burch.) A. Schreib. In T. Ulian, C. Flores, L. Lira, A. Mamatsharaga, K. K. Mogotsi, P. Muthoka, S. Ngwako, D. O. Nyamongo, W. Omondi, A. K. Sanogo, S. Sanogo, & E. Mattana (Eds.), *Wild plants for a sustainable future: 110 Multipurpose species* (pp. 80–83). London, UK: Royal Botanic Gardens, Kew.
- Mogotsi, K. K., Tiroesele, B., Amosso, C., Sacande, M., Ulian, T., Mattana, E., & Gaya, E. (2019). *Kalaharituber pfeilii* (Henn.) Trappe & Kagan-Zur. In T. Ulian, C. Flores, L. Lira, A. Mamatsharaga, K. K. Mogotsi, P. Muthoka, S. Ngwako, D. O. Nyamongo, W. Omondi, A. K. Sanogo, S. Sanogo, & E. Mattana (Eds.), *Wild plants for a sustainable future: 110 Multipurpose species* (pp. 48–51). London, UK: Royal Botanic Gardens, Kew.
- National Research Council. (1996). *Lost crops of Africa: Volume I: Grains*. The National Academies Press. <https://doi.org/10.17226/2305>
- National Research Council. (2006). *Lost crops of Africa: Volume II: Vegetables*. The National Academies Press. <https://doi.org/10.17226/11763>
- National Research Council. (2008). *Lost crops of Africa: Volume III: Fruits*. The National Academies Press. <https://doi.org/10.17226/11879>
- Nelson, P., & Hawthorne, W. (2000). Development of lupins as a crop in Australia. In R. Knight (Ed.), *Linking research and marketing opportunities for pulses in the 21st century* (pp. 549–559). Dordrecht, Netherlands: Kluwer Academic Publishers.
- Ngwako, S., Mogotsi, K. K., Sacande, M., Ulian, T., Davis, S., & Mattana, E. (2019). *Adansonia digitata* L. In T. Ulian, C. Flores, L. Lira, A. Mamatsharaga, K. K. Mogotsi, P. Muthoka, S. Ngwako, D. O. Nyamongo, W. Omondi, A. K. Sanogo, S. Sanogo, & E. Mattana (Eds.), *Wild plants for a sustainable future: 110 Multipurpose species* (pp. 6–9). London, UK: Royal Botanic Gardens, Kew.
- Ngwako, S., Mogotsi, K. K., Sacande, M., Ulian, T., & Mattana, E. (2019). *Sclerocarya birrea* subsp. *caffra* (Sond.) Kokwaro. In T. Ulian, C. Flores, L. Lira, A. Mamatsharaga, K. K. Mogotsi, P. Muthoka, S. Ngwako, D. O. Nyamongo, W. Omondi, A. K. Sanogo, S. Sanogo, & E. Mattana (Eds.), *Wild plants for a sustainable future: 110 Multipurpose species* (pp. 64–67). London, UK: Royal Botanic Gardens, Kew.
- Noorani, A., Bazile, D., Diulgheroff, S., Kahane, R., & Nono-Womdim, R. (2015). *Promoting neglected and underutilized species through policies and legal frameworks*. EUCARPIA International Symposium on Protein Crops, V Meeting AEL [V Jornadas de la AEL], Pontevedra, Spain.
- Omondi, W., Otieno, V., Meroka, D., Ulian, T., Davis, S., & Mattana, E. (2019). *Carissa spinarum* L. In T. Ulian, C. Flores, L. Lira, A. Mamatsharaga, K. K. Mogotsi, P. Muthoka, S. Ngwako, D. O. Nyamongo, W. Omondi, A. K. Sanogo, S. Sanogo, & E. Mattana (Eds.), *Wild plants for a sustainable future: 110 Multipurpose species* (pp. 110–113). London, UK: Royal Botanic Gardens, Kew.
- Padulosi, S., Bergamini, N., & Lawrence, T. (2012). *On-farm conservation of neglected and underutilized species: Status, trends and novel approaches to cope with climate change*. Proceedings of an International Conference, Frankfurt, 14–16 June, 2011.
- Padulosi, S., Cawthorn, D.-M., Meldrum, G., Flore, R., Halloran, A., & Mattei, F. (2019). Leveraging neglected and underutilized plant, fungi, and animal species for more nutrition sensitive and sustainable food systems. In P. Ferranti, E. M. Berry, & J. R. Anderson (Eds.), *Encyclopedia of food security and sustainability* (pp. 361–370). Elsevier. <https://doi.org/10.1016/B978-0-08-100596-5.21552-7>
- Padulosi, S., Heywood, V., Hunter, D., & Jarvis, A. (2011). Underutilized species and climate change: Current status and outlook. *Crop Adaptation to Climate Change*, 507–521. <https://doi.org/10.1002/9780470960929.ch35>
- Padulosi, S., Phrang, R., & Rosado-May, F. (2019). *Supporting nutrition sensitive agriculture through neglected and underutilized species: Operational framework* (p. 39). Rome, Italy: Bioversity International and IFAD.
- Paradee, N., Howes, M. J. R., Utama-ang, N., Chaikitwatna, A., Hider, R. C., & Srichairatanakool, S. (2019). A chemically characterized ethanolic extract of Thai *Perilla frutescens* (L.) Britton fruits (nutlets) reduces oxidative stress and lipid peroxidation in human hepatoma (HuH7) cells. *Phytotherapy Research*, 33(8), 2064–2074. <https://doi.org/10.1002/ptr.6396>
- Patel, S. K., Sharma, A., & Singh, G. S. (2020). Traditional agricultural practices in India: An approach for environmental sustainability and food security. *Energy, Ecology and Environment*, 5(4), 253–271. <https://doi.org/10.1007/s40974-020-00158-2>
- Pingali, P. L. (2012). Green revolution: Impacts, limits, and the path ahead. *Proceedings of the National Academy of Sciences of the United States of America*, 109(31), 12302–12308. <https://doi.org/10.1073/pnas.0912953109>
- Pironon, S., Etherington, T. R., Borrell, J. S., Kühn, N., Macias-Fauria, M., Ondo, I., ... Willis, K. J. (2019). Potential adaptive strategies for 29 sub-Saharan crops under future climate change. *Nature Climate Change*, 9(10), 758–763. <https://doi.org/10.1038/s41558-019-0585-7>
- Prescott, T., Wong, J., Panaretou, B., Boa, E., Bond, A., Chowdhury, S., ... Østergaard, L. (2018). Useful fungi. In K. Willis (Ed.), *State of the world's fungi* (pp. 24–31). London, UK: Royal Botanic Gardens Kew.
- Provenza, F. D., Kronberg, S. L., & Gregorini, P. (2019). Is grassfed meat and dairy better for human and environmental health? *Frontiers in Nutrition*, 6. <https://doi.org/10.3389/fnut.2019.00026>
- Purugganan, M. D., & Fuller, D. Q. (2009). The nature of selection during plant domestication. *Nature*, 457(7231), 843–848. <https://doi.org/10.1038/nature07895>
- Rabadán, A., Álvarez-Ortí, M., & Pardo, J. (2019). A comparison of the effect of genotype and weather conditions on the nutritional composition of most important commercial nuts. *Scientia Horticulturae*, 244, 218–224. <https://doi.org/10.1016/j.scienta.2018.09.064>
- Raneri, J., Padulosi, S., Meldrum, G., & King, O. (2019). Promoting neglected and underutilized species to boost nutrition in LMICs. *UNSCN Nutrition 44 - Food environments: Where people meet the food system*, 10–25.
- Reed, K., & Ryan, P. (2019). Lessons from the past and the future of food. *World Archaeology*, 51(1), 1–16. <https://doi.org/10.1080/00438243.2019.1610492>
- Reeves, T. G., Thomas, G., & Ramsay, G. (2016). *Save and grow in practice: Maize, rice, wheat—a guide to sustainable cereal production*. Rome, Italy:

- UN Food and Agriculture Organization. Retrieved from <http://www.fao.org/3/a-i4009e.pdf>
- Rizal, L. M., Hyde, K. D., Chuakeatirote, E., Karunaratna, S. C., Kakumyan, P., & Chamyuang, S. (2016). First successful cultivation of the edible mushroom *Macrolepiota dolichaula* in Thailand. *Chiang Mai Journal of Science*, 43(5), 959–971.
- Royse, D. J., Baars, J., & Tan, Q. (2017). Current overview of mushroom production in the world. In C. Z. Diego and A. Pardo-Giménez (Eds.), *Edible and medicinal mushrooms: Technology and applications* (pp. 5–13). <https://doi.org/10.1002/9781119149446.ch2>
- Sanogo, S., Sanogo, A. K., Kelly, B. A., Riviere, S., Mattana, E., Davis, S., & Ulian, T. (2019). *Coix Lacrima-jobi* L. In T. Ulian, C. Flores, L. Lira, A. Mamatsharaga, K. K. Mogotsi, P. Muthoka, S. Ngwako, D. O. Nyamongo, W. Omondi, A. K. Sanogo, S. Sanogo, & E. Mattana (Eds.), *Wild plants for a sustainable future: 110 Multipurpose species* (pp. 228–231). London, UK: Royal Botanic Gardens, Kew.
- Smith, S. A., & Brown, J. W. (2018). Constructing a broadly inclusive seed plant phylogeny. *American Journal of Botany*, 105(3), 302–314. <https://doi.org/10.1002/ajb2.1019>
- Solberg, S. Ø., Seta-Waken, P., Paul, T., Palaniappan, G., & Iramu, E. (2018). Patterns in the conservation and use of traditional vegetables from the New Guinean biodiversity hotspot. *Agroecology and Sustainable Food Systems*, 42(10), 1079–1091. <https://doi.org/10.1080/21683565.2018.1489932>
- Stojković, D., Reis, F. S., Barros, L., Glamočlija, J., Ćirić, A., van Griensven, L. J., ... Ferreira, I. C. (2013). Nutrients and non-nutrients composition and bioactivity of wild and cultivated *Coprinus comatus* (OF Müll.) Pers. *Food and Chemical Toxicology*, 59, 289–296. <https://doi.org/10.1016/j.fct.2013.06.017>
- Sunderland, T. C. (2011). Food security: Why is biodiversity important? *International Forestry Review*, 13(3), 265–274. <https://doi.org/10.1505/146554811798293908>
- SureHarvest. (2017). *The mushroom sustainability story: Water, energy, and climate environmental metrics*. Retrieved from <https://www.mushroomcouncil.com/wp-content/uploads/2017/12/Mushroom-Sustainability-Story-2017.pdf>
- Suz, L., Sarasan, V., Wearn, J., Bidartondo, M., Hodkinson, T., Kowal, J., ... Gange, A. (2018). Positive plant–fungal interactions. In K. J. Willis (Ed.), *State of the world's fungi report* (pp. 32–39). London, UK: Royal Botanic Gardens, Kew.
- Tamrat, S., Borrell, J. S., Biswas, M. K., Gashu, D., Wondimu, T., Vasquez-Londono, C. A., ... Howes, M.-J.-R. (2020). Micronutrient composition and microbial community analysis across diverse landraces of the Ethiopian orphan crop enset. *Food Research International*. In Press. <https://doi.org/10.1016/j.foodres.2020.109636>
- Tchoundjeu, Z., & Atangana, A. (2006). *Ricinodendron heudelotii* Southampton centre of underutilized crops. Southampton, UK: Southampton University.
- Thomson, D. M., Cruz-de Hoyos, R., Cummings, K., & Schultz, E. L. (2016). Why are native annual abundances low in invaded grasslands? Testing the effects of competition and seed limitation. *Plant Ecology*, 217(4), 431–442. <https://doi.org/10.1007/s11258-016-0584-y>
- Thomson, L., Doran, J., & Clarke, B. (2018). *Trees for life in Oceania: Conservation and utilisation of genetic diversity*. Canberra, Australia: Australian Centre for International Agricultural Research (ACIAR).
- Thongklang, N., Sysouphanthong, P., Callac, P., & Hyde, K. D. (2014). First cultivation of *Agaricus flocculosipes* and a novel Thai strain of *A. subrufescens*. *Mycosphere*, 5(6), 814–820. <https://doi.org/10.5943/mycosphere/5/6/11>
- Tilman, D., Clark, M., Williams, D. R., Kimmel, K., Polasky, S., & Packer, C. (2017). Future threats to biodiversity and pathways to their prevention. *Nature*, 546(7656), 73–81.
- Torres, N., Antolin, M. C., & Goicoechea, N. (2018). Arbuscular mycorrhizal symbiosis as a promising resource for improving berry quality in grapevines under changing environments. *Frontiers in Plant Science*, 9, 897. <https://doi.org/10.3389/fpls.2018.00897>
- Turner, N. J., Łuczaj, Ł. J., Migliorini, P., Pieroni, A., Dreon, A. L., Sacchetti, L. E., & Paoletti, M. G. (2011). Edible and tended wild plants, traditional ecological knowledge and agroecology. *Critical Reviews in Plant Sciences*, 30(1–2), 198–225. <https://doi.org/10.1080/07352689.2011.554492>
- Tyagi, R., Pandey, A., Agrawal, A., Varaprasad, K., Paroda, R., & Khetarpal, R. (2017). *Regional expert consultation on underutilized crops for food and nutritional security in Asia and the Pacific-thematic, strategic papers and country status reports*. Bangkok, Thailand: Asia-Pacific Association for Agricultural Research Institutions (APAARI).
- Ulian, T., Pritchard, H. W., Cockel, C. P., & Mattana, E. (2019). Enhancing food security through seed banking and use of wild plants: Case Studies from the Royal Botanic Gardens, Kew. In P. Ferranti, E. M. Berry, & J. R. Anderson (Eds.), *Encyclopedia of food security and sustainability* (pp. 32–38). Elsevier. <https://doi.org/10.1016/B978-0-08-100596-5.22019-2>
- Vallejo, F., Tomas-Barberan, F., & García-Viguera, C. (2003). Effect of climatic and sulphur fertilisation conditions, on phenolic compounds and vitamin C, in the inflorescences of eight broccoli cultivars. *European Food Research and Technology*, 216(5), 395–401. <https://doi.org/10.1007/s00217-003-0664-9>
- Van Wyk, B.-E. (2019). *Food plants of the world: Identification, culinary uses and nutritional value*. Wallingford, UK: CABI.
- Vaughan, D., Balazs, E., & Heslop-Harrison, J. (2007). From crop domestication to super-domestication. *Annals of Botany*, 100(5), 893–901. <https://doi.org/10.1093/aob/mcm224>
- Vavilov, N. I., Vavilov, M. I., Vavilov, N. Í., & Dorofeev, V. F. (1992). *Origin and geography of cultivated plants*. Cambridge, UK: Cambridge University Press.
- Villalba, J. J., & Provenza, F. D. (2007). Self-medication and homeostatic behaviour in herbivores: Learning about the benefits of nature's pharmacy. *Animal*, 1(9), 1360–1370. <https://doi.org/10.1017/S1751731107000134>
- Villalba, J. J., Provenza, F. D., K Clemensen, A., Larsen, R., & Juhnke, J. (2011). Preference for diverse pastures by sheep in response to intraruminal administrations of tannins, saponins and alkaloids. *Grass and Forage Science*, 66(2), 224–236. <https://doi.org/10.1111/j.1365-2494.2010.00779.x>
- Vincent, H., Wiersema, J., Kell, S., Fielder, H., Dobbie, S., Castañeda-Álvarez, N. P., ... Maxted, N. (2013). A prioritized crop wild relative inventory to help underpin global food security. *Biological Conservation*, 167, 265–275. <https://doi.org/10.1016/j.biocon.2013.08.011>
- WCVP. (2020). *World checklist of vascular plants, version 2.0*. Facilitated by the Royal Botanic Gardens, Kew. Retrieved from <https://wcvp.science.kew.org/>
- Webb, P., & Eiselen, H. (2009). *Fiat Panis: For a world without hunger*. Stuttgart, Germany: Balance Publications, Hampp Media.
- Wickens, G. E., Haq, N., & Day, P. R. (1989). *New crops for food and industry*. London, UK: Springer Science & Business Media.
- Willett, W. C., Sacks, F., Trichopoulou, A., Drescher, G., Ferro-Luzzi, A., Helsing, E., & Trichopoulos, D. (1995). Mediterranean diet pyramid: A cultural model for healthy eating. *The American Journal of Clinical Nutrition*, 61(6), 1402S–1406S. <https://doi.org/10.1093/ajcn/61.6.1402S>
- World Health Organization. (2019). *Nutritional rickets: A review of disease burden, causes, diagnosis, prevention and treatment*. Geneva, Switzerland: World Health Organization.
- Yu, G., Smith, D. K., Zhu, H., Guan, Y., & Lam, T.-T.-Y. (2017). ggtree: An R package for visualization and annotation of phylogenetic trees with their covariates and other associated data. *Methods in Ecology and Evolution*, 8(1), 28–36. <https://doi.org/10.1111/2041-210x.12628>

- Zhang, H., Li, Y., & Zhu, J.-K. (2018). Developing naturally stress-resistant crops for a sustainable agriculture. *Nature Plants*, 4(12), 989–996. <https://doi.org/10.1038/s41477-018-0309-4>
- Zhang, Y., Geng, W., Shen, Y., Wang, Y., & Dai, Y.-C. (2014). Edible mushroom cultivation for food security and rural development in China: Bio-innovation, technological dissemination and marketing. *Sustainability*, 6(5), 2961–2973. <https://doi.org/10.3390/su6052961>
- Zimmerer, K. S., & Carney, J. A. (2019). How do global demographic and spatial changes interact with agrobiodiversity? In K. S. Zimmerer & S. de Haan (Eds.), *Agrobiodiversity: Integrating knowledge for a sustainable future*. Cambridge, MA: MIT Press.
- Ziska, L. H., Epstein, P. R., & Schlesinger, W. H. (2009). Rising CO<sub>2</sub>, climate change, and public health: Exploring the links to plant biology. *Environmental Health Perspectives*, 117(2), 155–158. <https://doi.org/10.1289/ehp.11501>

#### SUPPORTING INFORMATION

Additional supporting information may be found online in the Supporting Information section.

**How to cite this article:** Ulian T, Diazgranados M, Pironon S, et al. Unlocking plant resources to support food security and promote sustainable agriculture. *Plants, People, Planet*. 2020;2:421–445. <https://doi.org/10.1002/ppp3.10145>