

Title	The stereoselective synthesis of α -amino aldols starting from terminal alkynes.
Author(s)	Miura, Tomoya; Nakamuro, Takayuki; Hiraga, Kentaro; Murakami, Masahiro
Citation	Chemical communications (2014), 50(72): 10474-10477
Issue Date	2014-07-18
URL	http://hdl.handle.net/2433/198723
Right	This journal is © The Royal Society of Chemistry 2014.; 許諾条件により本文ファイルは2015-07-18に公開.
Type	Journal Article
Textversion	author

COMMUNICATION

Stereoselective Synthesis of α -Amino Aldols Starting from Terminal Alkynes

Cite this: DOI: 10.1039/x0xx00000x

Tomoya Miura,* Takayuki Nakamuro, Kentaro Hiraga and Masahiro Murakami*

Received 00th January 2012,

Accepted 00th January 2012

DOI: 10.1039/x0xx00000x

www.rsc.org/

A new procedure for the stereoselective synthesis of *syn* α -amino β -oxy ketones is reported. It consists of two steps; in the first step, α -amino silyl enol ethers having a (*Z*) geometry are prepared from 1-alkynes via 1-sulfonyl-1,2,3-triazoles. In the second step, the silyl enol ethers undergo the TiCl_4 -mediated Mukaiyama aldol reaction with aldehydes to produce α -amino β -oxy ketones with excellent *syn*-selectivity.

β -Hydroxy carbonyl units are contained in the structures of many natural as well as synthetic target molecules. The directed cross-aldol reaction presents a powerful method for the synthesis of such oxygenated units, and the Mukaiyama aldol reaction using silyl enol ethers (silyl enolates)¹ is one of the most utilized protocols. Silyl enol ethers are usually prepared from the corresponding carbonyl compounds by α -deprotonation using a stoichiometric amount of a base such as lithium diisopropylamide (LDA) and triethylamine. Whereas this carbonyl-based method is useful and practical, an alternative method starting from non-carbonyl precursors² would significantly expand the scope of the Mukaiyama aldol chemistry. Furthermore, such methods that would allow the presence of other functional groups are highly desired. We report herein a new sequential procedure starting from 1-alkynes ultimately leading to *syn* α -amino β -oxy carbonyl compounds,³ which are substructure often found in various bioactive compounds (Figure 1).⁴ The procedure consists of two steps; in the first step, α -amino silyl enol ethers having a (*Z*) geometry are prepared stereoselectively from 1-alkynes under

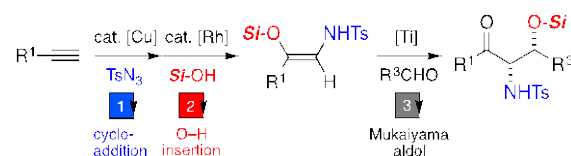
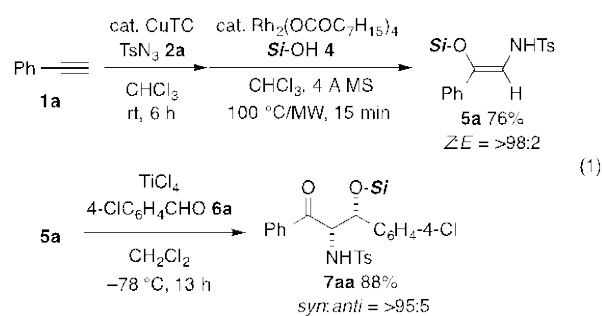


Figure 1 Construction of *syn* α -amino β -siloxy ketones starting from terminal alkynes and tosyl azide.

almost neutral conditions via 1-sulfonyl-1,2,3-triazoles.⁵ In the second step, the obtained silyl enol ethers are subjected to the TiCl_4 -mediated Mukaiyama aldol reaction with aldehydes to produce *syn* α -amino β -oxy carbonyl compounds stereoselectively.

Initially, a mixture of phenylethyne (**1a**, 1.0 equiv), tosyl azide (**2a**, 1.0 equiv) and copper(I) thiophene-2-carboxylate (10 mol %, CuTC) in chloroform was stirred at room temperature for 6 h to form 4-phenyl-1-tosyl-1,2,3-triazole (**3a**).⁶ Then, *tert*-butyldimethylsilylanol [**4** (*Si*-OH), 1.5 equiv],⁷ $\text{Rh}_2(\text{OCOC}_7\text{H}_{15})_4$ (1.0 mol %), and 4 Å molecular sieves (4 Å MS) were added to the same reaction vessel, which was heated at 100 °C under microwave irradiation for 15 min. α -Amino silyl enol ether **5a** was isolated in 76% yield (eqn (1)). Notably, the (*Z*)-isomer of **5a** was exclusively obtained within the detection limit of ^1H NMR.

Next, the obtained silyl enol ether **5a** was treated with 4-chlorobenzaldehyde **6a** (1.1 equiv) in the presence of TiCl_4 (1.1 equiv)



Department of Synthetic Chemistry and Biological Chemistry,
Kyoto University, Katsura, Kyoto 615-8510, Japan.

E-mail: tmiura@sbchem.kyoto-u.ac.jp;

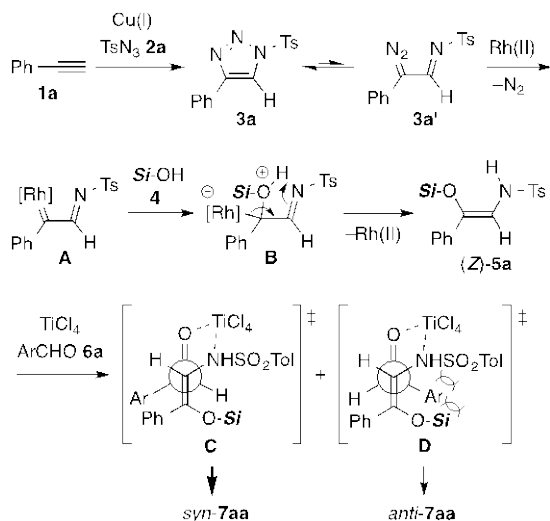
murakami@sbchem.kyoto-u.ac.jp; Fax: +81 75 383 2748

† Electronic Supplementary Information (ESI) available: Experimental procedures, spectral data for the new compounds and details of the X-ray analysis for compound **7fc**. CCDC 1006110. For ESI and crystallographic data in CIF or other electronic format see DOI: 10.1039/c000000x

in dichloromethane at $-78\text{ }^{\circ}\text{C}$ for 13 h. An aqueous workup followed by chromatographic isolation afforded α -amino β -siloxy ketone **7aa** in 88% yield with excellent *syn*-selectivity (>95:5).⁸ Thus, sequential combination of the two reactions, *i.e.*, the preparation of silyl enol ether and the ensuing Mukaiyama aldol reaction provides a new synthetic pathway starting from 1-alkynes leading to *syn* α -amino β -oxy ketones.

Scheme 1 presents a mechanistic explanation of this pathway. Initially, a [3+2] cycloaddition reaction of **1a** with tosyl azide (**2a**) occurs at room temperature under the Fokin's conditions.⁶ The resulting triazole **3a** undergoes a ring-chain tautomerization to generate α -diazo imine **3a'**, which reacts with rhodium(II) to afford α -imino carbene complex **A**.^{9,20} Nucleophilic addition of the silanol **4** to the electrophilic carbenoid carbon of **A** furnishes zwitterionic intermediate **B**.^{21,22} The anionic rhodium then releases an electron pair, which induces the intramolecular abstraction of the O–H proton by the imine nitrogen to form the (*Z*)-**5a** stereoselectively.⁵

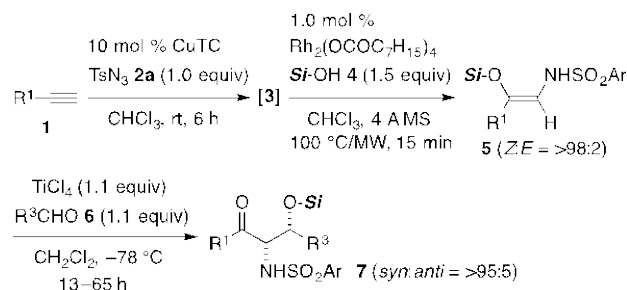
In the second step, the Mukaiyama aldol reaction proceeds through the open transition state **C**, in which the carbonyl oxygen of an aldehyde and the α -amino nitrogen of the silyl enol ether **5a** chelate the titanium(IV).¹³ The transition state **C** in which the aryl group of **6a** is *anti* to the α -amino group is favored over the transition state **D** in which these two groups are *gauche*, probably due to steric reasons. Thus, the (*Z*) geometry of **5a** is transferred to the *syn* stereochemistry of the product **7aa**.



Scheme 1 Plausible mechanism for the formation of *syn*-**7aa**.

Other aryethynes **1b–e** were subjected to the sequential reaction using the copper(I) and rhodium(II) catalysts to furnish the corresponding (*Z*)-silyl enol ethers **5b–e** in isolated yields ranging from 66% to 76% based on **1** (Table 1, left column). Then, the (*Z*)-silyl enol ethers **5b–e** were reacted with various aldehydes (Table 1, right column). The electron-rich silyl enol ether **5c** was more reactive than the electron-deficient one **5d** in the Mukaiyama aldol reaction (entries 2 and 3). Of note was that not only aryl aldehydes **6a–d** but also alkyl aldehyde **6e** exhibited excellent *syn*-selectivity (>95:5) as well as chemical yield (entry 7).

Table 1 Stereoselective Synthesis of α -Amino β -Siloxy Ketones **7** Starting from 1-Alkynes **1**^a



Entry	1	R ¹ -	5	Yield (%) ^{a,b}	6	R ³ -	7	Yield (%) ^{b,c}
1	1b	<i>p</i> -Tol-	5b	76	6b	Ph-	7bb	80
2	1c	<i>p</i> -MeO-C ₆ H ₄ -	5c	66 ^d	6b	Ph-	7cb	71
3	1d	<i>p</i> -CF ₃ -C ₆ H ₄ -	5d	74 ^e	6a	<i>p</i> -Cl-C ₆ H ₄ -	7da	51 ^g
4	1e	3-thienyl-	5e	69	6b	Ph-	7eb	79
5	1f	Ph- ^f	5f	70	6c	<i>p</i> -Br-C ₆ H ₄ -	7fc	75
6	1a	Ph-	5a	76	6d	<i>p</i> -NO ₂ -C ₆ H ₄ -	7ad	71
7	1a	Ph-	5a	76	6e	CH ₃ (CH ₂) ₅ -	7ae	91

^a A 0.40 mmol scale. ^b Isolated yield (average of two runs). ^c A 0.20 mmol scale. ^d A small amount of unidentified impurities included. ^e The second step at 120 °C. ^f Using *p*-Br-C₆H₄-SO₂N₃ **2b** (Ar = *p*-Br-C₆H₄-). ^g *syn:anti* = 87:13.

Table 2 Rh(II)-catalyzed Addition of Silanol **4** to Various 1-Tosyltriazoles **3**^a

Entry	3	R ¹ -	Temp (°C)	5	Yield (%) ^{a,b}
1	3a	Ph-	100	5a	96
2	3g	<i>p</i> -Ph-C ₆ H ₄ -	100	5g	98
3	3h	<i>p</i> -EtO ₂ C-C ₆ H ₄ -	120	5h	85
4	3i	<i>p</i> -MeC(O)-C ₆ H ₄ -	120	5i	87
5	3j	<i>o</i> -Tol-	140	5j	75 ^c
6	3k	ⁿ Pr-	140	5k	71 ^{c,d}
7	3l	^t Bu-	140	5l	65 ^{c,d}
8	3m	BzO(CH ₂) ₄ -	140	5m	67 ^{c,d}

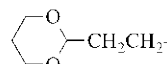
^a A 0.20 mmol scale. ^b Isolated yield (average of two runs). ^c Rh₂(OCOC1-Ad)₄ (2.5 mol %), **4** (6.0 equiv), neat. ^d NMR yield using an internal standard (average of two runs).

With the sequential procedure in hand, we focused on the reaction of triazoles with silanols in order to delineate its detailed scope. Thus, various isolated 1-tosyl-1,2,3-triazoles **3** were subjected to the reaction with the silanol **4** (Table 2). The 4-aryltriazoles were all competent substrates for the reaction in CHCl₃, and the corresponding α -amino silyl enol ethers (**5a**, **5g–j**) were isolated in good to excellent

yields (entries 1–5). The carbonyl groups remained intact, being suggestive of the relatively low basicity of the reaction conditions. A sterically hindered *ortho*-tolyl group was also eligible as the 4-substituent. On the other hand, modified conditions using 2.5 mol % of $\text{Rh}_2(\text{OCO}_1\text{-Ad})_4$ ²⁴ and no solvent were suitable for alkyl-substituted substrates (**3k–m**), suppressing 1,2-hydride migration²⁵ potentially occurring with the rhodium carbene complex (entries 6–8).^{26,27} Of particular note was that only (*Z*)-isomers of **5** were formed within the detection limit of ¹H NMR in all cases.

As for the sulfonyl substituent, not only aryl groups but alkyl groups such as methyl, benzyl and 2-(trimethylsilyl)ethyl groups were all competent (Table 3, entries 1–4). Even a 2-(1,3-dioxan-2-yl)ethyl substituent, an acid-labile *N*-protective group, was also suitable (entry 5).¹⁸

Table 3 Sulfonyl Substituent of 4-Phenyltriazaoles **3**^a

Entry	3	R ² -	5	Yield (%) ^{a,b}
1	3n	<i>p</i> -MeO-C ₆ H ₄ -	5n	96
2	3o	Me-	5o	85 ^b
3	3p	PhCH ₂ -	5p	82
4	3q	Me ₃ SiCH ₂ CH ₂ -	5q	94
5	3r	 -CH ₂ CH ₂ -	5r	92

^a A 0.20 mmol scale. ^b Isolated yield (average of two runs). ^c 120 °C.

For comparison, we attempted to prepare α -amino silyl enol ethers by the conventional preparative method based on α -deprotonation under basic conditions.²⁹ For example, the α -amino ketone (2-tosylamino-1-phenylethanone) was treated with LDA (2.7 equiv) and subsequently with *tert*-butyldimethylsilyl chloride (1.7 equiv) at -78 °C.²⁰ However, only an intractably complex mixture was formed, indicating the poor accessibility of α -amino silyl enol ethers from α -amino ketones. Thus, the present reaction provides an alternative useful preparative method starting from 1-alkynes.

In summary, we have developed a new method for the stereoselective synthesis of *syn* α -amino β -siloxy ketones starting from 1-alkynes based upon the Mukaiyama aldol reaction of (*Z*)- α -amino silyl enol ethers, which are difficult to prepare from the corresponding carbonyl compounds.

We thank Dr. Y. Nagata (Kyoto University) for his kind help in an X-ray analysis. This work was supported by MEXT (Grant-in-Aid for Scientific Research on Innovative Areas Nos. 22105005 and 24106718, Young Scientists (A) No. 23685019, Scientific Research (B) No. 23350041) and JST (ACT-C).

This paper is dedicated to Professor Teruaki Mukaiyama on the occasion of his 88th birthday (Beiju).

Notes and references

- (a) T. Mukaiyama, K. Narasaka and K. Banno, *Chem. Lett.*, 1973, 1011; (b) T. Mukaiyama, K. Banno and K. Narasaka, *J. Am. Chem. Soc.*, 1974, **96**, 7503. For recent reviews related to the Mukaiyama aldol reaction, see: (c) G. L. Beutner and S. E. Denmark, *Angew. Chem. Int. Ed.*, 2013, **52**, 9086; (d) S. B. Jennifer Kan, K. K.-H. Ng and I. Paterson, *Angew. Chem. Int. Ed.*, 2013, **52**, 9097; (e) J. Matsuo and M. Murakami, *Angew. Chem. Int. Ed.*, 2013, **52**, 9109.
- For syntheses of silyl enol ethers from alkynes, see: (a) N. P. Grimster, D. A. A. Wilton, L. K. M. Chan, C. R. A. Godfrey, C. Green, D. R. Owen and M. J. Gaunt, *Tetrahedron*, 2010, **66**, 6429; (b) D. Kang, S. Park, T. Ryu and P. H. Lee, *Org. Lett.*, 2012, **14**, 3912; (c) P.-S. Wang, K.-N. Li, X.-L. Zhou, X. Wu, Z.-Y. Han, R. Guo and L.-Z. Gong, *Chem.-Eur. J.*, 2013, **19**, 6234. For other preparative methods, see: (d) M. Kato, A. Mori, H. Oshino, J. Enda, K. Kobayashi and I. Kuwajima, *J. Am. Chem. Soc.*, 1984, **106**, 1773; (e) E. L. Dias, M. Brookhart and P. S. White, *J. Am. Chem. Soc.*, 2001, **123**, 2442. (f) V. K. Aggarwal, C. G. Sheldon, G. J. Macdonald and W. P. Martin, *J. Am. Chem. Soc.*, 2002, **124**, 10300; (g) G. S. Nandra, P. S. Pang, M. J. Porter and J. M. Elliott, *Org. Lett.*, 2005, **7**, 3453; (h) P. Becker, D. L. Priebbenow, R. Pirwerdjan and C. Bolm, *Angew. Chem. Int. Ed.*, 2014, **53**, 269; (i) B. C. Kang, S. Y. Shim and D. H. Ryu, *Org. Lett.*, 2014, **16**, 2077. (j) For a review on the *in situ* generation of enolates from noncarbonyl precursors, see: (k) T. D. Sheppard, *Synlett*, 2011, 1340.
- For the Mukaiyama aldol reaction giving α -amino β -hydroxy ketones/esters, see: (a) G. Guanti, L. Banfi, E. Narisano and C. Scolastico, *Tetrahedron*, 1988, **44**, 3671. For other aldol-type reactions giving α -amino β -hydroxy ketones/esters, see: (b) L. Banfi, S. Cardani, D. Potenza and C. Scolastico, *Tetrahedron*, 1987, **43**, 2317; (c) S. Kanemasa, T. Mori, E. Wada and A. Tatsukawa, *Tetrahedron Lett.*, 1993, **34**, 677; (d) U. Kazmaier and R. Grandel, *Synlett*, 1995, 945; (e) M. Sawamura, Y. Nakayama, T. Kato and Y. Ito, *J. Org. Chem.*, 1995, **60**, 1727; (f) T. Patonay, É. Juhász-Tóth and A. Bényei, *Eur. J. Org. Chem.*, 2002, 285. (g) I. B. Seiple, J. A. M. Mercer, R. J. Sussman, Z. Zhang, A. G. Myers, *Angew. Chem. Int. Ed.*, 2014, **53**, 4642. For a method using oxazole-carbonyl photocycloaddition, see: (h) A. G. Griesbeck, M. Fiege and J. Lex, *Chem. Commun.*, 2000, 589.
- (a) Y. Hayashi, M. Shoji, S. Yamaguchi, T. Mukaiyama, J. Yamaguchi, H. Kakeya and H. Osada, *Org. Lett.*, 2003, **5**, 2287; (b) F. Berhal, S. Takechi, N. Kumagai and M. Shibasaki, *Chem.-Eur. J.*, 2011, **17**, 1915; (c) M. Ishikawa, T. Ninomiya, H. Akabane, N. Kushida, G. Tsujiuchi, M. Ohyama, S. Gomi, K. Shito and T. Murata, *Bioorg. Med. Chem. Lett.*, 2009, **19**, 1457.
- For a reaction of triazoles with Ph_3SiOH , see: S. Chuprakov, B. T. Worrell, N. Selander, R. K. Sit and V. V. Fokin, *J. Am. Chem. Soc.*, 2014, **136**, 195. The resulting triphenylsilyl enol ethers, however, were considerably less reactive than *t*-butyldimethylsilyl enol ethers. We attempted the Mukaiyama aldol reaction of triphenylsilyl enol ethers under the identical conditions using TiCl_4 only to recover the starting materials in addition to the corresponding α -amino ketone formed by hydrolysis.
- J. Raushel and V. V. Fokin, *Org. Lett.* **2010**, *12*, 4952.

- 7 Other silanols such as Me₃SiOH, Et₃SiOH, ^tBuPh₂SiOH, and Me₂PhSiOH gave inferior results.
- 8 The *syn* stereochemistry of **7fc** was determined by a single-crystal X-ray analysis. Those of other products **7aa** and **7ae** were determined by NMR. See the supporting information for details.
- 9 For reviews on the synthetic transformation of triazoles, see: (a) B. Chattopadhyay and V. Gevorgyan, *Angew. Chem. Int. Ed.*, 2012, **51**, 862; (b) A. V. Gulevich and V. Gevorgyan, *Angew. Chem. Int. Ed.*, 2013, **52**, 1371. (c) H. M. L. Davies and J. S. Alford, *Chem. Soc. Rev.*, 2014, **43**, 5151.
- 10 For recent reports, see: (a) S. Chuprakov, S. W. Kwok and V. V. Fokin, *J. Am. Chem. Soc.*, 2013, **135**, 4652; (b) E. E. Schultz and R. Sarpong, *J. Am. Chem. Soc.*, 2013, **135**, 4696; (c) B. T. Parr, S. A. Green and H. M. L. Davies, *J. Am. Chem. Soc.*, 2013, **135**, 4716; (d) J. E. Spangler and H. M. L. Davies, *J. Am. Chem. Soc.*, 2013, **135**, 6802; (e) J. S. Alford, J. E. Spangler and H. M. L. Davies, *J. Am. Chem. Soc.*, 2013, **135**, 11712; (f) T. Miura, T. Tanaka, K. Hiraga, S. G. Stewart and M. Murakami, *J. Am. Chem. Soc.*, 2013, **135**, 13652; (g) M. Zibinsky and V. V. Fokin, *Angew. Chem. Int. Ed.*, 2013, **52**, 1507; (h) B. T. Parr and H. M. L. Davies, *Angew. Chem. Int. Ed.*, 2013, **52**, 10044; (i) T. Miura, K. Hiraga, T. Biyajima, T. Nakamuro and M. Murakami, *Org. Lett.*, 2013, **15**, 3298; (j) Y. Shi and V. Gevorgyan, *Org. Lett.*, 2013, **15**, 5394; (k) T. Miura, T. Tanaka, A. Yada and M. Murakami, *Chem. Lett.*, 2013, **42**, 1308; (l) D. Yadagiri and P. Anbarasan, *Chem.–Eur. J.*, 2013, **19**, 15115; (m) S. Chuprakov, B. T. Worrell, N. Selander, R. K. Sit and V. V. Fokin, *J. Am. Chem. Soc.*, 2014, **136**, 195; (n) T. Miura, Y. Funakoshi and M. Murakami, *J. Am. Chem. Soc.*, 2014, **136**, 2272; (o) J.-M. Yang, C.-Z. Zhu, X.-Y. Tang and M. Shi, *Angew. Chem. Int. Ed.*, 2014, **53**, 5142; (p) H. Shang, Y. Wang, Y. Tian, J. Feng and Y. Tang, *Angew. Chem. Int. Ed.*, 2014, **53**, 5662; (q) K. Chen, Z.-Z. Zhu, Y.-S. Zhang, X.-Y. Tang and M. Shi, *Angew. Chem. Int. Ed.*, 2014, **53**, 6645; (r) Y. Xing, G. Sheng, J. Wang, P. Lu and Y. Wang, *Org. Lett.*, 2014, **16**, 1244; (s) A. Boyer, *Org. Lett.*, 2014, **16**, 1660; (t) C.-E. Kim, S. Park, D. Eom, B. Seo and P. H. Lee, *Org. Lett.*, 2014, **16**, 1900; (u) D. J. Jung, H. J. Jeon, J. H. Kim, Y. Kim and S. Lee, *Org. Lett.*, 2014, **16**, 2208; (v) D. Yadagiri and P. Anbarasan, *Org. Lett.*, 2014, **16**, 2510; (w) T. Miura, Y. Funakoshi, T. Tanaka and M. Murakami, *Org. Lett.*, 2014, **16**, 2760; (x) F. Medina, C. Besnard and J. Lacour, *Org. Lett.*, 2014, **16**, 3232; (y) D. J. Lee, J. Shin and E. J. Yoo, *Chem. Commun.*, 2014, **50**, 6620.
- 11 T. Miura, T. Biyajima, T. Fujii and M. Murakami, *J. Am. Chem. Soc.*, 2012, **134**, 194.
- 12 For reactions of triazoles with alcohols, see: refs 5, 10, and T. Miura, T. Tanaka, T. Biyajima, A. Yada and M. Murakami, *Angew. Chem. Int. Ed.*, 2013, **52**, 3883.
- 13 R. Mahrwald, *Chem. Rev.*, 1999, **99**, 1095.
- 14 For the suppressive effect of bulky carboxylate ligands on 1,2-hydride migration, see: A. DeAngelis, O. Dmitrenko and J. M. Fox, *J. Am. Chem. Soc.*, 2012, **134**, 11035.
- 15 (a) T. Miura, Y. Funakoshi, M. Morimoto, T. Biyajima and M. Murakami, *J. Am. Chem. Soc.*, 2012, **134**, 17440. (b) N. Selander, B. T. Worrell and V. V. Fokin, *Angew. Chem. Int. Ed.*, 2012, **51**, 13054.
- 16 Alkyl-substituted silyl enol ethers were labile enough to be partially hydrolyzed during chromatographic isolation. The difficulty in isolation in a pure form made it hardly possible to apply them to the aldol reaction.
- 17 An attempted one-pot sequential reaction of an alkyl-substituted triazole gave a simple hydrolyzed α -amino ketone as the major product with the desired aldol product formed in low yield. The silanol **4** remaining after the first reaction caused hydrolysis of the resulting α -amino silyl enol ether during the subsequent Mukaiyama-aldol reaction.
- 18 I. Sakamoto, N. Izumi, T. Yamada, T. Tsunoda, *Org. Lett.*, 2006, **8**, 71.
- 19 M. E. Garst, J. N. Bonfiglio, D. A. Grudoski and J. Marks, *J. Org. Chem.*, 1980, **45**, 2307.
- 20 See the supporting information for experimental details.