

Title	Nonlinear response for external field and perturbation in the Vlasov system
Author(s)	Ogawa, Shun; Yamaguchi, Yoshiyuki Y.
Citation	Physical Review E (2014), 89(5)
Issue Date	2014-05-12
URL	http://hdl.handle.net/2433/197440
Right	©2014 American Physical Society
Type	Journal Article
Textversion	publisher

Nonlinear response for external field and perturbation in the Vlasov system

Shun Ogawa* and Yoshiyuki Y. Yamaguchi

Department of Applied Mathematics and Physics, Graduate School of Informatics, Kyoto University, 606-8501 Kyoto, Japan

(Received 19 February 2014; published 12 May 2014)

A nonlinear response theory is provided by use of the transient linearization method in the spatially one-dimensional Vlasov systems. The theory inclusively gives responses to external fields and to perturbations for initial stationary states, and is applicable even to the critical point of a second-order phase transition. We apply the theory to the Hamiltonian mean-field model, a toy model of a ferromagnetic body, and investigate the critical exponent associated with the response to the external field at the critical point in particular. The obtained critical exponent is the nonclassical value $3/2$, while the classical value is 3. However, interestingly, one scaling relation holds with another nonclassical critical exponent of susceptibility in the isolated Vlasov systems. Validity of the theory is numerically confirmed by directly simulating temporal evolutions of the Vlasov equation.

DOI: [10.1103/PhysRevE.89.052114](https://doi.org/10.1103/PhysRevE.89.052114)

PACS number(s): 05.20.Dd, 05.70.Jk, 46.40.Ff

I. INTRODUCTION

The Vlasov equation describes dynamics of Hamiltonian systems with long-range interactions, including self-gravitating systems and plasma systems, in the limit of a large number of particles [1–3]. The Vlasov system has a continuously infinite number of stationary states, and stable ones are called quasistationary states (QSSs) [4], whose lifetimes diverge with increasing the number of particles. The long-lasting QSS brings a problem of understanding response to the external field or perturbation.

In the Vlasov system, the linear response theory for the external field has been recently developed [5,6]. This theory gives the asymptotic value of the observable associated with the external field if the field is small enough. One remarkable product of the theory is that the critical exponent of zero-field susceptibility in a ferromagnetic model takes the nonclassical value $1/4$ in an isolated system [7], while the classical mean-field theory gives the exponent 1 in an isothermal system. However, the naive perturbation theory cannot work at the critical point of a second-order phase transition due to divergence of the linear response, and hence the theory is not available to obtain the critical exponent for response to the external field at the critical point. Another disadvantage of the linear response theory is, obviously, that amplitude of the external field must be small enough.

Perturbation to a stable stationary homogeneous state exponentially damps, as shown by Landau [8]. The exponential damping stands for the linear analysis of the Vlasov equation, and nonlinear effects tend to stop the damping [9]. Thus, there is a competition between the Landau damping and nonlinear trapping effects. Based on this competition, creations of small traveling clusters are discussed phenomenologically [10]. The nonlinear effects make the response to perturbation nontrivial even for stable stationary states.

Our goal is to construct a nonlinear response theory, which inclusively describes responses to the external field and to perturbation, and which works well even just on the critical point. The theory is constructed by using the transient

linearization, which is called T linearization, a method based on the asymptotic-transient decomposition of the distribution function [11–13]. This method is originally proposed to investigate dynamical asymptotic states given by nonlinear superposition of Bernstein-Greene-Kruskal solutions [14]. We apply the method to a simple toy model, the Hamiltonian mean-field (HMF) model [15,16], in order to capture asymptotically stationary states starting from stationary states with the external field and perturbations. The main consequence of this method is that the asymptotic states are equivalent to rearrangement of initial distribution functions along the energy contours associated with the asymptotic effective Hamiltonian. Accordingly, this procedure induces a self-consistent equation for the asymptotic state.

We emphasize progresses by the present article: The self-consistent equation is expanded with respect to a small order parameter in order to analyze the scaling relations. The expansion method is different with and might be simpler than one of the previous works [12,13]. Thanks to the expansion, we obtain one nonclassical critical exponent for response to the external field at the critical point. Interestingly, the nonclassical critical exponent satisfies a classical scaling relation with the previously mentioned nonclassical critical exponent for the zero-field susceptibility. The theoretical predictions are quantitatively examined by direct numerical simulations of the Vlasov equation. A similar idea of the rearrangement is presented in Ref. [17], but there is no theoretical justification as the nonlinear trapping and the T linearization, and hence limitation of the theory was not clear. We clarify hypotheses to ensure validity of the theory, and, as a result, we can discuss the origins of discrepancies which will be observed between the theory and the numerical tests for response to perturbation.

We mention other previous studies on nonlinear dynamics of the Vlasov equation. A bifurcation from spatially homogeneous to inhomogeneous states is investigated by constructing unstable manifolds of the unstable homogeneous stationary states in the weak instability limit for the Vlasov-Poisson equation [18]. The theory predicts that inhomogeneity in asymptotic states increases as a quadratic function of the distance from the critical point in a parameter space, like temperature. This prediction is numerically confirmed in a one-dimensional (1D) self-gravitating system [19]. The theory

*sogawa@amp.i.kyoto-u.ac.jp

provided in the present article also reproduces the quadratic scaling successfully.

The organization of the present article is as follows. We introduce the spatially 1D and periodic Vlasov equation and the T-linearization method [12,13] in Sec. II. The method is exhibited in Ref. [13] in details, but it might be worthwhile to rephrase the derivation of T linearization in a simpler form with confirming the necessary hypotheses. In Sec. III, the general theory is applied to the HMF model, and we expand the asymptotically self-consistent equation with respect to the small order parameter. Theoretical consequences are arranged in Sec. IV with the aid of the expanded self-consistent equation, and these predictions are numerically examined in Sec. V. Conclusion and remarks are in Sec. VI.

II. TRANSIENT LINEARIZATION IN VLASOV SYSTEM

We consider spatially 1D and 2π -periodic Hamiltonian systems described by the Hamiltonian,

$$H_N = \sum_{i=1}^N \frac{p_i^2}{2} + \frac{1}{2N} \sum_{i,j=1}^N V(q_i - q_j) + \sum_{i=1}^N U(q_i), \quad (1)$$

where $q_i \in (-\pi, \pi]$ is the position of the i th particle for $i = 1, 2, \dots, N$, $p_i \in \mathbb{R}$ the conjugate momentum, and the interaction $V(q)$ is even. The external field is represented by the on-site potential U . In the large limit of N , the evolution of this system is well described in terms of the single body distribution $f(q, p, t)$ governed by the Vlasov equation [1–3]:

$$\frac{\partial f}{\partial t} + \{\mathcal{H}[f], f\} = 0. \quad (2)$$

The effective Hamiltonian $\mathcal{H}[f]$ is given by

$$\begin{aligned} \mathcal{H}[f] &= \frac{p^2}{2} + \mathcal{V}[f](q, t) + U(q), \\ \mathcal{V}[f] &= \int_{-\pi}^{\pi} dq' \int_{-\infty}^{\infty} V(q - q') f(q', p', t) dp', \end{aligned} \quad (3)$$

and the Poisson bracket $\{a, b\}$ is defined by

$$\{a, b\} \equiv \frac{\partial a}{\partial p} \frac{\partial b}{\partial q} - \frac{\partial a}{\partial q} \frac{\partial b}{\partial p}. \quad (4)$$

A. Asymptotic-transient decomposition

We take the initial condition of a stationary state with a perturbation as

$$f_0(q, p) = f_{\text{ini}}(q, p) + \epsilon g(q, p). \quad (5)$$

We refer to f_0 and f_{ini} as the initial state and the initial stationary state, respectively. The perturbation must satisfy

$$\iint_{\mu} g(q, p) dq dp = 0, \quad (6)$$

to keep the normalization condition, where μ represents the whole (q, p) plane. The Vlasov equation (2) evolves the initial state $f_0(q, p)$ to $f(q, p, t)$ at time t . We introduce a hypothesis on the asymptotic state:

H0 The state f goes to a stationary state f_A asymptotically. The hypothesis **H0** is the basic hypothesis of the present theory.

The asymptotic state f_A is rigorously defined by the Bohr transform defined as

$$\mathcal{B}_\omega[a] \equiv \lim_{\sigma \rightarrow \infty} \frac{1}{\sigma} \int_0^\sigma a(t) e^{-i\omega t} dt. \quad (7)$$

This transform picks up the asymptotic oscillating mode of $a(t)$ with frequency ω . The asymptotic stationary state f_A has no oscillating modes, thus we define it as

$$f_A(q, p) = \mathcal{B}_0[f]. \quad (8)$$

Validity of this definition is guaranteed by the equality,

$$\mathcal{B}_0[f] = \lim_{t \rightarrow \infty} f. \quad (9)$$

See Appendix A to derive it.

For later convenience, we decompose $f(q, p, t)$ into the initial state $f_0(q, p)$ and evolving perturbation as

$$f(q, p, t) = f_0(q, p) + \epsilon g_E(q, p, t). \quad (10)$$

The second hypothesis is

H1 The evolving part ϵg_E is of $O(\epsilon)$.

The hypothesis **H1** implies that the state f is in a $O(\epsilon)$ neighborhood of the initial state f_0 . Thus, we decompose $f(q, p, t)$ into the asymptotically stationary surviving part f_A and the transient part vanishing at $t \rightarrow \infty$ as

$$f(q, p, t) = f_A(q, p) + \epsilon g_T(q, p, t), \quad (11)$$

where the transient part ϵg_T is of $O(\epsilon)$. The hypothesis **H1** and one of its consequences (11) are used to perform the T linearization.

The decomposition of f , Eq. (11), induces the decomposition of the effective Hamiltonian as

$$\mathcal{H}[f](q, p, t) = \mathcal{H}_A(q, p) + \epsilon \mathcal{V}_T(q, t), \quad (12)$$

where

$$\mathcal{H}_A(q, p) = \frac{p^2}{2} + \mathcal{V}_A(q) + U(q), \quad (13)$$

and

$$\mathcal{V}_A(q) = \mathcal{V}[f_A], \quad \mathcal{V}_T(q, t) = \mathcal{V}[g_T]. \quad (14)$$

Thanks to the Jeans theorem [20], we may assume that the asymptotic distribution f_A , which is stationary, is a function of the asymptotic Hamiltonian \mathcal{H}_A , and the Hamiltonian \mathcal{H}_A is determined by f_A . The asymptotic distribution must be therefore determined self-consistently.

B. T-linearized Vlasov equation

The T linearization is performed by omitting $O(\epsilon^2)$ terms:

H2 We omit $O(\epsilon^2)$ terms.

Substituting Eqs. (10) and (12) into the Vlasov equation (2) and using the hypothesis **H2**, we have the T-linearized Vlasov equation,

$$\frac{\partial f}{\partial t} + \{\mathcal{H}_A, f\} + \epsilon \{\mathcal{V}_T, f_0\} = 0. \quad (15)$$

We stress that the term including the asymptotic Hamiltonian \mathcal{H}_A still remains nonlinear although this equation is called the T-“linearized” equation.

Remark 1. Following the previous works [11–13], we substituted the decomposition (10) instead of Eq. (11). For the setting discussed in the present article, we may replace f_0 with f_A if they are even with respect to p , since contribution from this term vanishes as shown later.

By introducing the operator \mathcal{L}_A as

$$\mathcal{L}_A[\bullet] = -\{\mathcal{H}_A, \bullet\}, \quad (16)$$

the T-linearized Vlasov equation (15) is written in the form,

$$\frac{\partial f}{\partial t} = \mathcal{L}_A[f] - \epsilon \{\mathcal{V}_T, f_0\}. \quad (17)$$

The formal solution to T-linearized Vlasov equation with the initial condition $f(q, p, 0) = f_0(q, p)$ is [6]

$$f(q, p, t) = e^{t\mathcal{L}_A} f_0(q, p) - \epsilon \int_0^t e^{(t-s)\mathcal{L}_A} \{\mathcal{V}_T(q, s), f_0\} ds. \quad (18)$$

The first and second terms of the right-hand side are called the O'Neil term and the Landau term and are denoted by f_0 and ϵf_L , respectively. In the next subsection, we will give a simple expression of the self-consistent equation to determine the asymptotic distribution f_A with the aid of the ergodiclike formula.

C. Ergodiclike formula

The operator $\exp(t\mathcal{L}_A)$ in Eq. (18) drives a function $\psi(q, p, 0)$ to $\psi(q, p, t) = \psi(q(-t), p(-t), 0)$, where $(q(t), p(t))$ is the solution to the Hamiltonian equation of motion associated with the asymptotic Hamiltonian \mathcal{H}_A with the initial point (q, p) . Thus, the Bohr transform,

$$\mathcal{B}_0[\exp(t\mathcal{L}_A)\psi(q, p)] = \lim_{\sigma \rightarrow \infty} \frac{1}{\sigma} \int_0^\sigma e^{t\mathcal{L}_A} \psi(q, p) dt, \quad (19)$$

is read as the time average of $\psi(q, p)$ along the orbit $(q(-t), p(-t))$. The ergodiclike formula replaces the time average with the partial phase space average under constraints of the integral [12, 13].

The asymptotic Hamiltonian \mathcal{H}_A is integrable, since it is stationary and is a spatially 1D system. We can hence introduce the angle-action variables (θ, J) , whose temporal evolutions for the initial point (θ, J) are

$$\theta(t) = \theta + \Omega(J)t, \quad J(t) = J, \quad (20)$$

where $\Omega(J) = d\mathcal{H}_A/dJ$. The time average on the energy contour, which is equivalent with the iso- J line, is thus obtained by the average over θ . The ergodiclike formula is expressed by

$$\mathcal{B}_0[\exp(t\mathcal{L}_A)\psi(q, p)] = \langle \psi \rangle_J, \quad (21)$$

where the partial phase space average is defined by

$$\langle \psi \rangle_J = \frac{1}{2\pi} \int_{-\pi}^{\pi} \psi(q(\theta, J), p(\theta, J)) d\theta. \quad (22)$$

The subscript J in the left-hand side represents that the partial phase space average is taken on the iso- J line.

We will derive a simple expression of the asymptotic distribution f_A by using the ergodiclike formula (21). From the

definition (8), the asymptotic distribution f_A is decomposed as

$$f_A = \mathcal{B}_0[f_0] + \epsilon \mathcal{B}_0[f_L]. \quad (23)$$

Contribution from the O'Neil term is written in the form,

$$\mathcal{B}_0[f_0] = \mathcal{B}_0[e^{t\mathcal{L}_A} f_0(q, p)] = \langle f_0 \rangle_J. \quad (24)$$

Hereafter, we put an additional hypothesis:

H3 The initial state $f_0(q, p)$ is even with respect to p .

Lemma 2. Contribution to \mathcal{H}_A from the Landau term vanishes, that is, $\mathcal{V}[\mathcal{B}_0[f_L]] = 0$, under the hypotheses from **H0** to **H3**.

Proof. Thanks to the periodicity for q , we perform Fourier transform of the force field $-\partial\mathcal{V}_T/\partial q$ with respect to q as

$$-\frac{\partial\mathcal{V}_T}{\partial q}(q, s) = \sum_{k \in \mathbb{Z}} \mathcal{T}_k(s) e^{ikq}. \quad (25)$$

We note that $\mathcal{T}_k(t)$ converges to 0 as $t \rightarrow \infty$ rapidly so that $\int_0^\infty |\mathcal{T}_k(t)| dt < \infty$. This is because the transient force field $\mathcal{T}_k(s)$ represents the term damping exponentially [8] or algebraically [21], thanks to the hypothesis **H0**. It has been reported that the algebraic damping is equal to or faster than the inverse square of time, t^{-2} for spatially 1D systems, so that the $\mathcal{T}_k(s)$ is to be an L^1 function. Substituting it into the Landau part, we have

$$\begin{aligned} \mathcal{B}_0[f_L] &= \sum_{k \in \mathbb{Z}} B_k, \\ B_k &\equiv - \lim_{\sigma \rightarrow \infty} \frac{1}{\sigma} \int_0^\sigma dt \int_0^t e^{(t-s)\mathcal{L}_A} \mathcal{T}_k(s) e^{ikq} \frac{\partial f_0}{\partial p}(q, p) ds. \end{aligned} \quad (26)$$

It is possible to replace the upper bound of s with ∞ by adding a vanishing part, since the integrand except for $\mathcal{T}_k(s)$ is bounded, and $\mathcal{B}_0[\int_t^\infty \mathcal{T}_k(s) ds] = 0$ with the aid of Eq. (A1) [12, 13]. The B_k is modified as

$$B_k = - \int_0^\infty ds \mathcal{T}_k(s) \lim_{\sigma \rightarrow \infty} \frac{1}{\sigma} \int_{-s}^{\sigma-s} e^{u\mathcal{L}_A} e^{ikq} \frac{\partial f_0}{\partial p}(q, p) du, \quad (27)$$

where we have changed the variable from t to $u = t - s$. Further, by use of the ergodiclike formula (21) for integration with respect to u , we obtain

$$\lim_{\sigma \rightarrow \infty} \frac{1}{\sigma} \int_{-s}^{\sigma-s} e^{u\mathcal{L}_A} e^{ikq} \frac{\partial f_0}{\partial p}(q, p) du = \left\langle e^{ikq} \frac{\partial f_0}{\partial p}(q, p) \right\rangle_J, \quad (28)$$

for each s . Then, we have

$$B_k = - \left\langle e^{ikq} \frac{\partial f_0}{\partial p}(q, p) \right\rangle_J \int_0^\infty \mathcal{T}_k(s) ds. \quad (29)$$

The action variable is determined by the asymptotic Hamiltonian \mathcal{H}_A which is even with respect to p , and hence the iso- J line is symmetric under the transform $p \mapsto -p$. Remembering that f_0 is even with respect to p , we conclude $\mathcal{V}[\mathcal{B}_0[f_L]] = 0$. ■

We put a physical interpretation of Lemma 2 as the following Remark 3:

Remark 3. Under the introduced hypotheses, we may omit the transient potential \mathcal{V}_T in the T-linearized Vlasov equation (15), and may neglect the transient temporal evolution including the Landau damping [11]. In other words, the nonlinear trapping effect dominates the Landau damping and the state is rapidly trapped at the asymptotic state. Such a situation is suitable around the stable side of a stability threshold, where the Landau damping rate is almost zero.

Contribution from the O'Neil term (24) and Lemma 2 give a simple expression of the asymptotic effective Hamiltonian \mathcal{H}_A as

$$\mathcal{H}_A(q, p) = \mathcal{H}[f_A] = \mathcal{H}[\langle f_0 \rangle_J]. \quad (30)$$

We note that the above equation is a self-consistent equation, since the right-hand side depends on the asymptotic effective Hamiltonian \mathcal{H}_A through the definition of the angle-action variables (θ, J) . Equation (30) is physically interpreted as the rearrangement of f_0 to make f_A constant along the iso- J line [17]. In the next section, we apply the general theory described in this section to the HMF model.

III. APPLICATION TO THE HAMILTONIAN MEAN-FIELD MODEL

Let us consider the HMF model, which is a simple toy model of a ferromagnetic body. The interaction is written by $V(q) = -\cos q$, and the on-site potential is $U(q) = -h_x \cos q - h_y \sin q$ in Eq. (1), where $U(q)$ represents potential by the external magnetic field (h_x, h_y) . The effective Hamiltonian is written as

$$\mathcal{H}[f](q, p, t) = \frac{p^2}{2} - (\mathcal{M}_x[f] + h_x) \cos q - (\mathcal{M}_y[f] + h_y) \sin q, \quad (31)$$

where $(\mathcal{M}_x[f], \mathcal{M}_y[f])$ is the magnetization vector defined by

$$\mathcal{M}_x[f] = \iint_{\mu} \cos q f(q, p, t) dq dp, \quad (32)$$

and

$$\mathcal{M}_y[f] = \iint_{\mu} \sin q f(q, p, t) dq dp. \quad (33)$$

For simplicity, we consider the following situation, mentioned as another hypothesis:

H4 The magnetization vector and the external magnetic field asymptotically point to the positive x direction.

In other words, the asymptotic Hamiltonian \mathcal{H}_A is written as

$$\mathcal{H}_A(q, p) = \frac{p^2}{2} - (M + h) \cos q, \quad (34)$$

where M and h are the values of the asymptotic magnetization and the external magnetic field, respectively, and they are positive constants. We note that the initial distribution f_{ini} and perturbation g must be suitably chosen to fit this situation.

A. The asymptotically self-consistent equation

The asymptotically self-consistent equation (30) implies the equation for M as

$$M = \iint_{\mu} \cos q \langle f_0 \rangle_J dq dp. \quad (35)$$

It is worth noting that the above self-consistent equation has another expression of

$$M = \iint_{\mu} \langle \cos q \rangle_J f_0(q, p) dq dp. \quad (36)$$

Indeed, we can show the following Lemma 4.

Lemma 4. Let $A(q, p)$ and $B(q, p)$ be functions on (q, p) plane, and both $A \langle B \rangle_J$ and $\langle A \rangle_J B$ are integrable in a rectangle region $(-\pi, \pi] \times I_J \ni (\theta, J)$. Let R_J be the corresponding region on the (q, p) plane with the rectangle region. Then, the following equality holds:

$$\iint_{R_J} A \langle B \rangle_J dq dp = \iint_{R_J} \langle A \rangle_J B dq dp. \quad (37)$$

Proof. The transform $(q, p) \mapsto (\theta, J)$ is canonical, and hence $dq dp = d\theta dJ$. Using the integrability of $A \langle B \rangle_J$ and $\langle A \rangle_J B$, we have

$$\begin{aligned} & \iint_{R_J} A \langle B \rangle_J dq dp \\ &= \int_{I_J} \left(\int_{-\pi}^{\pi} A \langle B \rangle_J d\theta \right) dJ \\ &= 2\pi \int_{I_J} \langle A \rangle_J \langle B \rangle_J dJ = \int_{I_J} \left(\int_{-\pi}^{\pi} \langle A \rangle_J B d\theta \right) dJ \\ &= \iint_{R_J} \langle A \rangle_J B dq dp. \end{aligned} \quad (38)$$

■

With the aid of the concrete forms of angle-action variables (θ, J) in the HMF model [22], we have $\langle \cos q \rangle_J$ as

$$\langle \cos q \rangle_J = \begin{cases} \frac{2E(k)}{K(k)} - 1, & k < 1 \\ \frac{2k^2 E(1/k)}{K(1/k)} - 2k^2 + 1, & k > 1, \end{cases} \quad (39)$$

where the functions $K(k)$ and $E(k)$ are the complete elliptic integrals of the first and the second kinds, respectively. The modulus k is defined by

$$k = \sqrt{\frac{p^2 + 2\bar{M}(1 - \cos q)}{4\bar{M}}}, \quad (40)$$

where $\bar{M} = M + h$. The intervals $k < 1$ and $k > 1$ imply inside and outside separatrix, respectively. See Appendix B for derivations of $\langle \cos q \rangle_J$, and Fig. 1 for its graphical presentation. We know k for a given point (q, p) , thus the asymptotically self-consistent equation (36) can be solved numerically at least.

In the following, we theoretically analyze the asymptotically self-consistent equation (36) for small M case. One advantage of this theoretical treatment is that we can obtain

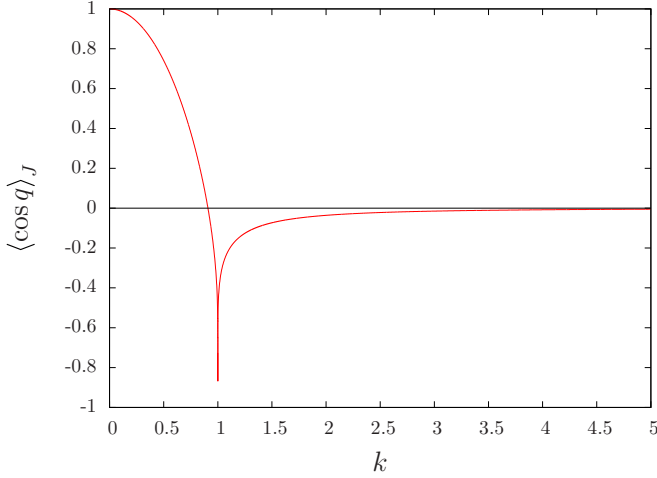


FIG. 1. (Color online) $\langle \cos q \rangle_J$ as the function of k . The value of $\langle \cos q \rangle_J$ is -1 in the limit $k \rightarrow 1$, since $K(k)$ diverges while $E(k) \rightarrow 1$.

the critical exponent δ , which is, at the critical point of the second-order phase transition, defined as

$$M \propto h^{1/\delta}. \quad (41)$$

The exponent δ is 3 in the classical mean-field theory [23], but we will show that the exponent δ is $3/2$ in the present isolated Vlasov system.

B. Assumptions and expanded self-consistent equation

We introduce some assumptions to derive the theoretical approximation of the asymptotically self-consistent equation (36).

A0 The asymptotic magnetization M is small enough.

This assumption suggests that h is also small enough, and permits one to expand the right-hand side of (36) in a power series of \bar{M} . Another assumption is for the initial distribution f_0 .

A1 $f_0(q, p)$ satisfies the hypothesis **H3**, is smooth with respect to p , and is bounded on $(-\pi, \pi] \times \mathbb{R}$.

The assumption **A1** induces the following Lemma 5.

Lemma 5. Let f satisfy the assumption **A1**. Then, there exists a positive constant c such that

$$|f(q, p) - f(q, 0)| < cp^2 \quad (42)$$

holds for any $(q, p) \in (-\pi, \pi] \times \mathbb{R}$.

See Appendix C for the proof.

Under the above assumptions, we will show that the asymptotically self-consistent equation (36) is expanded as

$$M = L_{1/2}[f_0]\bar{M}^{1/2} + L_1[f_0]\bar{M} + L_{3/2}[f_0]\bar{M}^{3/2} + O(\bar{M}^{7/4}), \quad (43)$$

where

$$\begin{aligned} L_{1/2}[f_0] &= \bar{M}^{-1/2} \iint_{\mu} f_0(q, 0) \langle \cos q \rangle_J dq dp \\ L_1[f_0] &= -\frac{1}{2} \iint_{\mu} \frac{f_0^{(1)}(q, p)}{p} dq dp \\ L_{3/2}[f_0] &= \bar{M}^{-3/2} \iint_{\mu} f_0^{(2)}(q, 0) \left(\frac{p^2}{2} \langle \cos q \rangle_J + \frac{\bar{M}}{4} \right) dq dp. \end{aligned} \quad (44)$$

We introduced the symbol $f_0^{(n)}$ for the n th partial derivative of f_0 with respect to p . The coefficients $L_{1/2}$ and $L_{3/2}$ have the prefactor depending on \bar{M} , but are of $O(1)$. Indeed, changing variables from (q, p) to (q, k) , we have

$$L_{1/2} = 8 \left(\int_0^1 dk \int_0^{q_{\max}} dq + \int_1^{\infty} dk \int_0^{\pi} dq \right) \psi_{1/2}(q, k), \quad (45)$$

and

$$L_{3/2} = 8 \left(\int_0^1 dk \int_0^{q_{\max}} dq + \int_1^{\infty} dk \int_0^{\pi} dq \right) \psi_{3/2}(q, k), \quad (46)$$

with

$$q_{\max} = \cos^{-1}(1 - 2k^2) = 2 \sin^{-1} k. \quad (47)$$

The integrands are

$$\psi_{1/2}(q, k) = \frac{f_0(q, 0) \langle \cos q \rangle_J}{\sqrt{1 - k^{-2} \sin^2(q/2)}}, \quad (48)$$

and

$$\psi_{3/2}(q, k) = \frac{f_0^{(2)}(q, 0)[(2k^2 - 1 + \cos q) \langle \cos q \rangle_J + 1/4]}{\sqrt{1 - k^{-2} \sin^2(q/2)}}. \quad (49)$$

We used the relation (40) for getting the function $\psi_{3/2}$.

C. Expansion of the self-consistent equation

Let us expand the right-hand side of the asymptotically self-consistent equation (36), which is denoted by

$$I = \iint_{\mu} \langle \cos q \rangle_J f_0(q, p) dq dp. \quad (50)$$

The basic strategy is to divide the whole μ space into the two parts U_1 and U_2 , where

$$U_1 = \{(q, p) | |p| < p_*\}, \quad U_2 = \{(q, p) | |p| > p_*\}. \quad (51)$$

The boundary $p_* = M^u$ between U_1 and U_2 is determined to satisfy the following requirements.

(1) In U_1 , $|p|$ is small, and we expand $f_0(q, p)$ into the Taylor series with respect to p .

(2) In U_2 , k is large, and we expand $\langle \cos q \rangle_J$ into the power series of $1/k$.

Remembering the scaling $p \simeq \bar{M}^{1/2}k$ in a large k region, to satisfy the above two requirements, we have the interval of u as $0 < u < 1/2$. We note that the separatrix reaches to $p = 2\bar{M}^{1/2}$, but is much smaller than \bar{M}^u , and hence the region U_1

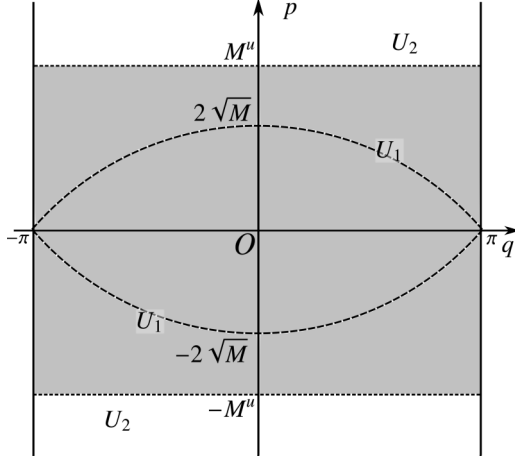


FIG. 2. Schematic picture of division of the μ space. The region U_1 consists of gray region, and U_2 of white region. The broken curve in the region U_1 is the separatrix.

includes the whole separatrix inside. See Fig. 2 for a schematic picture of this division.

Corresponding to the division of the μ space, the integral I is divided as

$$I = I_1 + I_2, \quad (52)$$

where

$$I_i = \iint_{U_i} \langle \cos q \rangle_J f_0(q, p) dq dp. \quad (53)$$

In the way of expansion we will neglect higher terms than $O(\bar{M}^{3/2})$.

1. Region U_1

In the region U_1 , thanks to the assumption **A1**, the Taylor expansion gives

$$f_0(q, p) = f_0(q, 0) + \frac{1}{2} f_0^{(2)}(q, 0) p^2 + O(p^4). \quad (54)$$

We separately estimate the contribution from the term of $O(p^4)$ in the two subregions of U_1 : separatrix inside $U_{1,\text{in}}$ and separatrix outside $U_{1,\text{out}}$. In the separatrix inside, the maximum of p is of $O(\bar{M}^{1/2})$, hence we have

$$\iint_{U_{1,\text{in}}} \langle \cos q \rangle_J p^4 dq dp \simeq \int_0^{\bar{M}^{1/2}} p^4 dp = O(\bar{M}^{5/2}). \quad (55)$$

This contribution is higher than $O(\bar{M}^{3/2})$ and is negligible. In the separatrix outside, we have the asymptotic expansion of $\langle \cos q \rangle_J$, (B9), and we have

$$\iint_{U_{1,\text{out}}} \langle \cos q \rangle_J p^4 dq dp \simeq \int_{\bar{M}^{1/2}}^{p_*} \frac{p^4}{k^2} dp = O(\bar{M}^{1+3u}). \quad (56)$$

The contribution from the region U_1 is, therefore,

$$I_1 = \int_{U_1} \left(f_0(q, 0) + f_0^{(2)}(q, 0) \frac{p^2}{2} \right) \langle \cos q \rangle_J dq dp + O(\bar{M}^{1+3u}). \quad (57)$$

2. Region U_2

In region U_2 , we use the asymptotic expansion of $\langle \cos q \rangle_J$, (B9), and I_2 is

$$I_2 = - \iint_{U_2} \left(\frac{1}{8k^2} + \frac{1}{16k^4} + O(1/k^6) \right) f_0(q, p) dq dp. \quad (58)$$

Contribution from the term of $O(1/k^6)$ is estimated as

$$\iint_{U_2} \frac{f_0(q, p)}{k^6} dq dp \simeq \bar{M}^3 \int_{p_*}^{\infty} \frac{dp}{p^6} = O(\bar{M}^{3-5u}). \quad (59)$$

Expanding the relation (40) for small \bar{M} , we have

$$\frac{1}{8k^2} + \frac{1}{16k^4} = \frac{\bar{M}}{2p^2} + \frac{\bar{M}^2 \cos q}{p^4} + O(\bar{M}^3/p^6), \quad (60)$$

and the term of $O(\bar{M}^3/p^6)$ gives the contribution of $O(\bar{M}^{3-5u})$. The integral I_2 is therefore expressed as

$$I_2 = - \iint_{U_2} \left(\frac{\bar{M}}{2p^2} + \frac{\bar{M}^2 \cos q}{p^4} \right) f_0(q, p) dq dp + O(\bar{M}^{3-5u}). \quad (61)$$

We perform the integration by parts for the first term of (61), and we have

$$\begin{aligned} I_2 = & - \int_{-\pi}^{\pi} \frac{\bar{M}}{p_*} f_0(q, 0) dq - \int_{-\pi}^{\pi} \frac{\bar{M} p_*}{2} f_0^{(2)}(q, 0) dq \\ & - \frac{\bar{M}}{2} \iint_{U_2} \frac{f_0^{(1)}(q, p)}{p} dq dp \\ & - \iint_{U_2} \frac{\bar{M}^2 \cos q}{p^4} f_0(q, p) dq dp \\ & + O(\bar{M}^{3-5u}) + O(\bar{M}^{1+3u}), \end{aligned} \quad (62)$$

where, using smallness of p_* , we expanded $f_0(q, p_*)$ into the Taylor series, whose higher terms give contribution of $O(\bar{M}^{1+3u})$. We will modify the above expression to obtain the expansion (43).

Using the relation,

$$\int_{p_*}^{\infty} \langle \cos q \rangle_J dp = -\frac{\bar{M}}{2p_*} - \int_{p_*}^{\infty} \frac{\bar{M}^2 \cos q}{p^4} dp + O(\bar{M}^{3-5u}), \quad (63)$$

the sum of the first and the fourth terms of (62) become

$$\begin{aligned} & - \int_{-\pi}^{\pi} \frac{\bar{M}}{p_*} f_0(q, 0) dq + \iint_{U_2} \frac{\bar{M}^2 \cos q}{p^4} f_0(q, p) dq dp \\ & = \iint_{U_2} f_0(q, 0) \langle \cos q \rangle_J dq dp \\ & \quad - \iint_{U_2} \frac{\bar{M}^2 \cos q}{p^4} (f_0(q, p) - f_0(q, 0)) dq dp. \end{aligned} \quad (64)$$

Thanks to Lemma 5, the second term is estimated as

$$\begin{aligned} & \iint_{U_2} \frac{\bar{M}^2 \cos q}{p^4} (f_0(q, 0) - f_0(q, p)) dq dp \\ & \simeq \bar{M}^2 \int_{p_*}^{\infty} \frac{dp}{p^2} = O(\bar{M}^{2-u}). \end{aligned} \quad (65)$$

This is higher than $O(\bar{M}^{3/2})$, and is negligible.

The second term is modified as

$$-\int_{-\pi}^{\pi} \frac{\bar{M} p_*}{2} f_0^{(2)}(q,0) dq = -\frac{\bar{M}}{4} \iint_{U_1} f_0^{(2)}(q,0) dq dp. \quad (66)$$

Modification of the third term is

$$\begin{aligned} & -\frac{\bar{M}}{2} \iint_{U_2} \frac{f_0^{(1)}(q,p)}{p} dq dp \\ &= -\frac{\bar{M}}{2} \iint_{\mu} \frac{f_0^{(1)}(q,p)}{p} dq dp + \frac{\bar{M}}{2} \iint_{U_1} f_0^{(2)}(q,0) dq dp \\ &+ O(\bar{M}^{1+3u}), \end{aligned} \quad (67)$$

where we expanded $f_0^{(1)}(q,p)$ in the second term of the right-hand side around $p=0$ with the aid of smallness of p_* , and the term of $O(\bar{M}^{1+3u})$ comes from higher terms of the Taylor expansion.

Putting all together, we have the term I_2 as

$$\begin{aligned} I_2 &= \iint_{U_2} f_0(q,0) \langle \cos q \rangle_J dq dp - \frac{\bar{M}}{2} \iint_{\mu} \frac{f_0^{(1)}(q,p)}{p} dq dp \\ &+ \frac{\bar{M}}{4} \iint_{U_1} f_0^{(2)}(q,0) dq dp + O(\bar{M}^{3-5u}) + O(\bar{M}^{1+3u}). \end{aligned} \quad (68)$$

3. The whole I

The above computations give the whole integral I in the form,

$$\begin{aligned} I &= \iint_{\mu} f_0(q,0) \langle \cos q \rangle_J dq dp - \frac{\bar{M}}{2} \iint_{\mu} \frac{f_0^{(1)}(q,p)}{p} dq dp \\ &+ \iint_{U_1} f_0^{(2)}(q,0) \left(\frac{p^2}{2} \langle \cos q \rangle_J + \frac{\bar{M}}{4} \right) dq dp \\ &+ O(\bar{M}^{3-5u}) + O(\bar{M}^{1+3u}). \end{aligned} \quad (69)$$

The final modification is to extend the integral region of the third term of Eq. (69) to the whole μ space. This extension can be done since contribution from the region U_2 is negligible. Indeed, using the relation (40) and the asymptotic expansion of $\langle \cos q \rangle_J$, Eq. (B9), we have

$$\begin{aligned} & \iint_{U_2} f_0^{(2)}(q,0) \left(\frac{p^2}{2} \langle \cos q \rangle_J + \frac{\bar{M}}{4} \right) dq dp \\ &= \bar{M} \iint_{U_2} f_0^{(2)}(q,0) \left(-\frac{\cos q}{8k^2} + O(1/k^4) \right) dq dp \\ &= O(\bar{M}^{2-u}), \end{aligned} \quad (70)$$

and is higher than $O(\bar{M}^{3/2})$. This extension gives the final form of I as

$$\begin{aligned} I &= \iint_{\mu} f_0(q,0) \langle \cos q \rangle_J dq dp - \frac{\bar{M}}{2} \iint_{\mu} \frac{f_0^{(1)}(q,p)}{p} dq dp \\ &+ \iint_{\mu} f_0^{(2)}(q,0) \left(\frac{p^2}{2} \langle \cos q \rangle_J + \frac{\bar{M}}{4} \right) dq dp \\ &+ O(\bar{M}^{3-5u}) + O(\bar{M}^{1+3u}). \end{aligned} \quad (71)$$

The optimal value of u is $u=1/4$, and both $O(\bar{M}^{3-5u})$ and $O(\bar{M}^{1+3u})$ become $O(\bar{M}^{7/4})$. The above expression of the integral I concludes the expansion (43).

IV. THEORETICAL CONSEQUENCES

We provide some theoretical predictions obtained from the expansion (43). For this purpose, we introduce some additional assumptions for the initial stationary state:

A2 f_{ini} is even, single peak and spatially homogeneous, and is denoted by $f_{\text{ini}}(p)$.

A3 We consider a one-parameter family of f_{ini} , which continuously depends on the parameter τ . The family changes the stability at $\tau = \tau_c$, which is called the critical point.

For instance, the family of Maxwellians is parametrized by temperature T ,

$$f_{\text{ini}}(p) = \frac{1}{2\pi\sqrt{2\pi T}} e^{-p^2/2T}, \quad (72)$$

and $T_c = 1/2$ is the critical temperature in the HMF model [16]. We note that the nonequilibrium phase transitions can be observed in several families of QSSs [24,25].

From the above assumptions, the functionals $L_{1/2}[f_{\text{ini}}]$ and $L_{3/2}[f_{\text{ini}}]$ can be written as

$$L_{1/2}[f_{\text{ini}}] = \bar{M}^{-1/2} f_{\text{ini}}(0) \iint_{\mu} \langle \cos q \rangle_J dq dp = 0, \quad (73)$$

and

$$L_{3/2}[f_{\text{ini}}] = \bar{M}^{-1/2} f_{\text{ini}}^{(2)}(0) \iint_{\mu} \langle \cos q \rangle_J^2 dq dp < 0. \quad (74)$$

Indeed, we can show the equalities,

$$\iint_{\mu} \langle \cos q \rangle_J dq dp = 0, \quad (75)$$

and

$$\iint_{\mu} \left(\frac{p^2}{2} \langle \cos q \rangle_J + \frac{\bar{M}}{4} \right) dq dp = \bar{M} \iint_{\mu} \langle \cos q \rangle_J^2 dq dp. \quad (76)$$

See Appendix D for the proofs of these equalities. The sign of $L_{3/2}[f_{\text{ini}}]$ comes from the assumption **A2**, which implies $f_{\text{ini}}^{(2)}(0) < 0$.

We further introduce an assumption for the initial perturbation g :

A4 g has no Fourier zero mode with respect to q .

With this assumption g satisfies the normalization condition (6). The assumption **A4** eliminates $L_1[g]$.

Omitting the higher order terms, we have the self-consistent equation of the form,

$$\epsilon L_{1/2}^1(M+h)^{1/2} - DM + (1-D)h + L_{3/2}^0(M+h)^{3/2} = 0, \quad (77)$$

where $L_{1/2}^1 = L_{1/2}[g]$, $L_{3/2}^0 = L_{3/2}[f_{\text{ini}}]$, and

$$D = 1 - L_1[f_{\text{ini}}] = 1 + \frac{1}{2} \iint_{\mu} \frac{f_{\text{ini}}^{(1)}(p)}{p} dq dp. \quad (78)$$

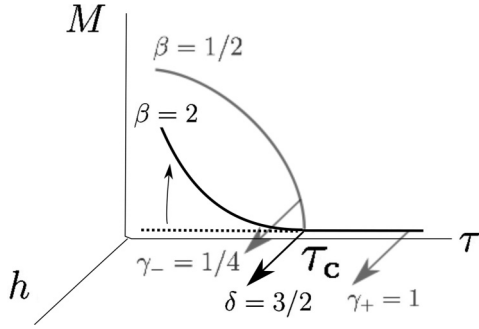


FIG. 3. Schematic picture of QSS families and critical exponents. Bold lines represent stable QSSs, and dashed unstable, which goes to the bold line indicated by $\beta = 2$. The straight line on $M = 0$, which is slightly shifted for a graphical reason, corresponds to the family of f_{ini} mentioned in the assumption **A3**. We assumed that f_{ini} is stable (respectively, unstable) for $\tau > \tau_c$ (respectively, $\tau < \tau_c$) without loss of generality. The exponents γ_+ and γ_- are obtained in Refs. [5–7], respectively. The exponent β for prepared stable inhomogeneous states is $1/2$ in the usual case, as we will explain in Sec. IV A 3.

The functional D represents the stability functional for a single-peak homogeneous even distribution [4], and positive (respectively, negative) D implies that f_{ini} is stable (respectively, unstable). For instance, one can directly confirm

$$D = (T - T_c)/T, \quad (79)$$

for the Maxwellians (72). The functional D is small around the critical point, and hence we keep the last term of $O(\bar{M}^{3/2})$.

Considered QSS families and the critical exponents are summarized as a schematic picture in Fig. 3. In the following Secs. IV A and IV B, we will show the critical exponents $\delta = 3/2$ and $\beta = 2$ with quantitative predictions of M .

A. Response to external field

We set $\epsilon = 0$ and $h > 0$, and observe response to the external field. The self-consistent equation is reduced to

$$-DM + (1 - D)h + L_{3/2}^0(M + h)^{3/2} = 0. \quad (80)$$

1. Stable off critical

We first consider the off-critical situation with f_{ini} stable, $D > 0$. Solving Eq. (80) recursively and taking into account the truncated term of order $O((M + h)^{7/4})$, we have

$$M = \chi h + \frac{L_{3/2}^0}{D}(\chi + 1)^{3/2}h^{3/2} + O(h^{7/4}), \quad (81)$$

where

$$\chi = \frac{1 - D}{D}. \quad (82)$$

The leading order is identical to the linear response of homogeneous states [5,6].

One remarkable difference between the present method and the linear response theory is that the latter is based on approximated solutions to the Vlasov equation constructed by perturbation technique. Higher order computations of the perturbation procedure give vanishing $O(h^2)$ term due to

symmetry, and the nonvanishing next leading order is of $O(h^3)$, while the present method gives the next leading of $O(h^{3/2})$. The two methods coincide in the linear regime, but do not in the nonlinear regime. In Sec. V, we will numerically confirm that the present method successfully predicts values of the magnetization even in a large h regime.

2. On critical

In addition to the nonlinear response in the off-critical situation, the present method has another advantage against the linear response theory, which is the prediction at the critical point. The linear response theory can not apply to the critical point, since the susceptibility χ diverges. However, the present method gives the critical exponent δ defined in Eq. (41). Let us set the parameter τ as the critical value τ_c , and $D = 0$ accordingly. The solution to the self-consistent equation (80) is

$$M = \left(\frac{h}{-L_{3/2}^0} \right)^{2/3} - h. \quad (83)$$

Note that $L_{3/2}^0 < 0$ and hence the first term of the right-hand side is meaningful. The right-hand side is dominated by $h^{2/3}$ for small h , and hence the critical exponent δ for an isolated system is evaluated as $\delta = 3/2$. It is worth noting that the classical mean-field theory gives the isothermal critical exponent $\delta = 3$.

3. Scaling relation

Apart from the initial stationary homogeneous state $f_{\text{ini}}(p)$, we consider the family of QSSs parametrized by τ . We consider the Jeans-type family,

$$f(q, p; \tau) = F(p^2/2 - M(\tau) \cos q; \tau), \quad (84)$$

with F smooth, and assume that f depends on M solely through the Hamiltonian. We set that states of the family are stable homogeneous for $\tau > \tau_c$, and stable inhomogeneous for $\tau < \tau_c$, without loss of generality. For such a family we can show the scaling relation,

$$\gamma_- = \beta/2, \quad (85)$$

from the linear response theory [7], where the critical exponents β and γ_- are defined in the inhomogeneous side by

$$M \propto (\tau_c - \tau)^\beta, \quad \chi = \left. \frac{dM}{dh} \right|_{h \rightarrow 0} \propto (\tau_c - \tau)^{-\gamma_-}, \quad (86)$$

respectively. The value of β is $1/2$ in general, since the family (84) must satisfy the self-consistent equation for M , and it is expanded around $M = 0$ as the Landau's phenomenological theory:

$$D_{\text{homo}}M + BM^3 + O(M^5) = 0, \quad (87)$$

where the stability functional D_{homo} is evaluated for the homogeneous state $F(p^2/2; \tau)$ and is positive (respectively, negative) in the homogeneous side $\tau > \tau_c$ (respectively, the inhomogeneous side $\tau < \tau_c$) since the homogeneous state is stable (respectively, unstable). We have assumed $B > 0$.

The scaling relation (85) ensures the scaling relation,

$$\gamma_- = \beta(\delta - 1), \quad (88)$$

TABLE I. Critical exponents for asymptotic states in isothermal and isolated systems. The value of β in the isolated system depends on choice of a family of QSSs, but $\beta = 1/2$ in general. Moreover, the relation $\gamma_- = \beta/2$ holds. These exponents satisfy the scaling relation $\gamma_- = \beta(\delta - 1)$ in both systems.

Critical Expt.	Isothermal	Isolated QSSs
β	1/2	1/2
γ_-	1	1/4
δ	3	3/2

with the obtained exponent $\delta = 3/2$. The scaling relation (88) is, therefore, extended from the family of thermal equilibrium states in the isothermal system to families of QSSs in the isolated system. The critical exponents are summarized in Table I.

B. Response to perturbation

We set $h = 0$ and $\epsilon > 0$, and observe response to perturbation. The self-consistent equation is reduced to

$$\epsilon L_{1/2}^1 M^{1/2} - DM + L_{3/2}^0 M^{3/2} = 0. \quad (89)$$

Taking the limit $\epsilon \rightarrow 0$, we have

$$M = \begin{cases} 0 & (f_{\text{ini}} \text{ stable}) \\ 0, \left(\frac{D}{L_{3/2}^0}\right)^2 & (f_{\text{ini}} \text{ unstable}). \end{cases} \quad (90)$$

As the Maxwellians, we may expect that D for f_{ini} linearly depends on the parameter $\tau - \tau_c$ in general. The asymptotic magnetization for unstable f_{ini} , therefore, has the scaling,

$$M \propto (\tau - \tau_c)^2, \quad (91)$$

which is consistent with a theoretical analysis for plasma system [18] and with numerics for the self-gravitating system [19]. The scaling implies that the critical exponent β for this family is $\beta = 2$.

Coming back to nonzero ϵ but at the critical point, we have the response,

$$M = 0, \frac{L_{1/2}^1}{-L_{3/2}^0} \epsilon. \quad (92)$$

Considering that the linear response at critical point diverges, for positive $L_{1/2}^1$, we may expect that the $M = 0$ branch is unstable and the other one is stable. This expectation will be confirmed numerically in Sec. V.

For stable homogeneous f_{ini} , thanks to $L_{1/2}^1 > 0$ and $L_{3/2}^0 < 0$, we have the nonzero solution to the self-consistent equation (89) as

$$M = \left(\frac{D - \sqrt{D^2 - 4\epsilon L_{1/2}^1 L_{3/2}^0}}{2L_{3/2}^0} \right)^2. \quad (93)$$

V. NUMERICAL TESTS

We perform numerical computations of the Vlasov equation by using the semi-Lagrangian method [26] with the time step $\Delta t = 0.05$. The μ space $(-\pi, \pi] \times \mathbb{R}$ is truncated as

$(-\pi, \pi] \times [-4, 4]$, and each axis is divided into N bins. We call N the grid size. The initial condition is set as the Maxwellian and small perturbation:

$$f_{\text{ini}}(p) = \frac{1}{2\pi\sqrt{2\pi T}} e^{-p^2/2T}, \quad g(q, p) = f_{\text{ini}}(p) \cos q. \quad (94)$$

The initial stationary state f_{ini} is stable for $T > T_c = 1/2$, and is unstable for $T < T_c$, and this family satisfies the assumptions **A2** and **A3**. The above symmetric perturbation g is suitable for the considering situation **H4**, satisfies **H3**, and satisfies the assumptions **A1** and **A4**.

For the initial state (94), we have the values of $L_{1/2}^1$ and $L_{3/2}^0$ as

$$L_{1/2}^1 = \xi f_{\text{ini}}(0) = \frac{\xi}{2\pi\sqrt{2\pi T}}, \quad L_{3/2}^0 = \xi f_{\text{ini}}^{(2)}(0) = -\frac{L_{1/2}^1}{T}, \quad (95)$$

where the factor ξ is defined and computed as

$$\xi = M^{-1/2} \iint \langle \cos q \rangle_j^2 dq dp \simeq 5.17. \quad (96)$$

The value of functional D is obtained as Eq. (79).

We compute the asymptotic value M of the order parameter as the time average of $\mathcal{M}_x[f]$, defined by Eq. (32).

A. Response to external field

We set $\epsilon = 0$ and $h > 0$ with $T \geq T_c$, and observe M as functions of h in Fig. 4. We used the two grid sizes of $N = 256$ and 512, and both sizes are in good agreements with each other. Thus, these grid sizes are large enough for observing responses.

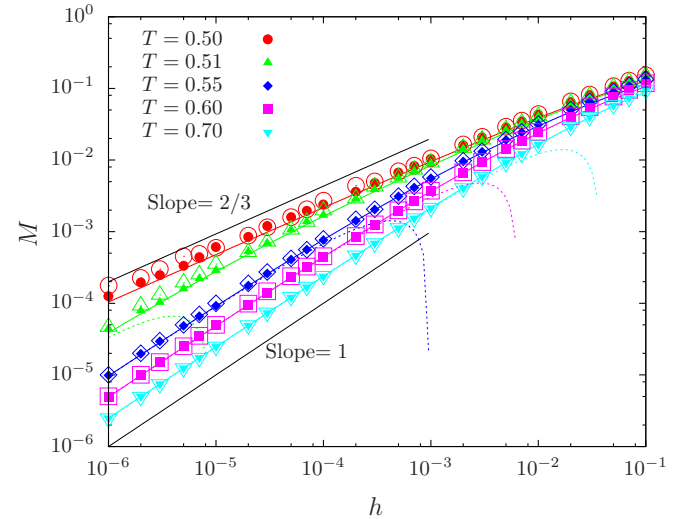


FIG. 4. (Color online) External field h dependence of response. $T = 0.50 (= T_c)$ (red circles), 0.51 (green triangles), 0.55 (blue diamonds), 0.60 (purple squares), and 0.70 (light blue inverse triangles). Grid sizes are $N = 256$ (open symbols) and $N = 512$ (solid symbols). The value of M is computed taking time averages over the time interval [500, 3000]. The solid curves represent solutions to the self-consistent equation (80) for each temperature T , and T increases from top to bottom. The dashed curves are from (81). Two black solid lines with slopes 2/3 and 1 are guides for the eye.

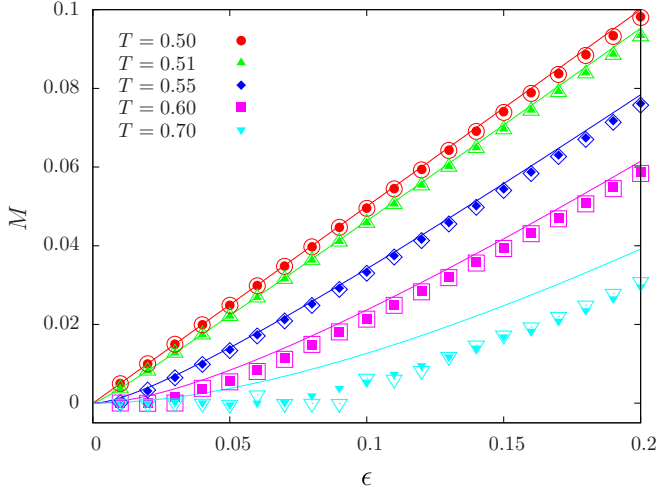


FIG. 5. (Color online) Perturbation ϵ dependence of response with several T in the disordered phase ($T \geq T_c = 1/2$). Lines are drawn by (93), and points are by numerical simulations. Open symbols are for the grid size $N = 256$, and solid are for $N = 512$. Temperature T is $T = 0.50 (= T_c)$ (red circles), 0.51 (green triangles), 0.55 (blue diamonds), 0.60 (purple squares), and 0.70 (light blue inverse triangles). Time averages are taken in the interval $t \in [500, 3000]$.

We stress the following two observations: (h-i) At the critical temperature $T = T_c$, the slope $2/3$ corresponding to the critical exponent $\delta = 3/2$ is successfully observed, and the slope goes to 1 with increasing T as predicted by the linear response theory [5,6]. We note that the slope seems to change smoothly between $2/3$ and 1, but it must be 1 in the limit of small h except for $T = T_c$. (h-ii) The solutions to the self-consistent equation (80), solid curves in Fig. 4, are in good agreement with numerical simulations even in a large h regime, beyond the linear response regime.

The recursive solution (81), dashed curves in Fig. 4, does not provide good predictions for T close to T_c , since the omitted part as higher order terms includes χ which becomes large as T approaches to T_c .

B. Response to perturbation

We numerically examine the three theoretical consequences: (ϵ -i) M linearly depends on ϵ at the critical point, (92). (ϵ -ii) Nonlinear response of M for the f_{ini} stable case with the expression (93). (ϵ -iii) The scaling (91) for the f_{ini} unstable case.

Numerical tests for the consequences (ϵ -i) and (ϵ -ii) are exhibited in Fig. 5. The coefficients (95) give the theoretical response at the critical temperature as

$$M = T_c \epsilon, \quad T_c = 1/2, \quad (97)$$

and the numerical response perfectly coincides with this theoretical prediction. Apart from the critical temperature, the numerical responses are in good agreements with the theory for temperature close to the critical point. As T increases, the agreement becomes worse quantitatively, but is still good qualitatively except for a threshold like dependence on ϵ , for

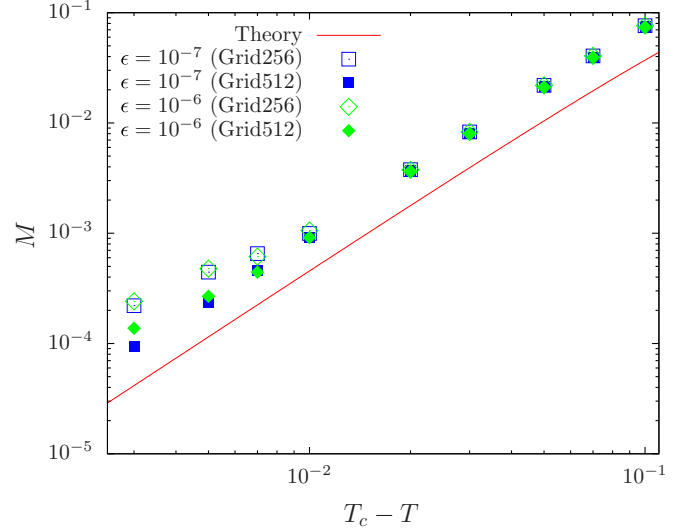


FIG. 6. (Color online) Asymptotic value of M with small perturbation ϵ for the unstable Maxwellian initial states. The solid red line is the theoretical prediction, and points are numerically computed values. $\epsilon = 10^{-7}$ (blue squares) and 10^{-6} (green diamonds). The grid sizes are $N = 256$ (open symbols) and $N = 512$ (solid symbols). Time average interval is [1000, 3000].

instance, $M = 0$ below the threshold $\epsilon_{\text{th}} \simeq 0.07$ for $T = 0.7$, cannot be reproduced by the present theory.

The scaling for the unstable f_{ini} , (ϵ -iii), is confirmed in Fig. 6. With the coefficients (95) we have the theoretical scaling as

$$M = \frac{(T - T_c)^2}{(L_{1/2}^1)^2} = \frac{(2\pi)^3 T}{\xi^2} (T - T_c)^2. \quad (98)$$

The absolute values of numerical responses are slightly larger than the theoretical ones, but the scaling is perfect.

We remark that it is not easy to numerically check validity of the scaling relation (88) for the family with $\beta = 2$ starting from the unstable homogeneous f_{ini} . For getting the exponent γ_- , we have to compute the asymptotic state accurately, but the state oscillates in the computing time as shown in Fig. 7. Studying validity of the hypothesis **H0** and the scaling relation for this family is left as a future work.

C. On discrepancies between theory and numerics

We observed quantitative discrepancies between the theory and numerics in the response for perturbation. In the high-temperature side, the agreement becomes worse as temperature goes up. In the low-temperature side, the numerical response is systematically larger than the theoretical prediction. For each discrepancy, we propose a possible explanation: The Landau damping cannot be neglected for the former, and the transient field is not small for the latter. We will discuss that the two explanations come from breaks of the hypotheses **H2** and **H1**, respectively.

We remark that the hypotheses and the assumptions are satisfied in the numerical setting except for **H0**, **H1**, **H2**, and **A0**, and we find numerically that **A0** is satisfied. The hypothesis **H0** breaks for the latter case as shown in Fig. 7, where the oscillation does not tend to vanish in the computing time

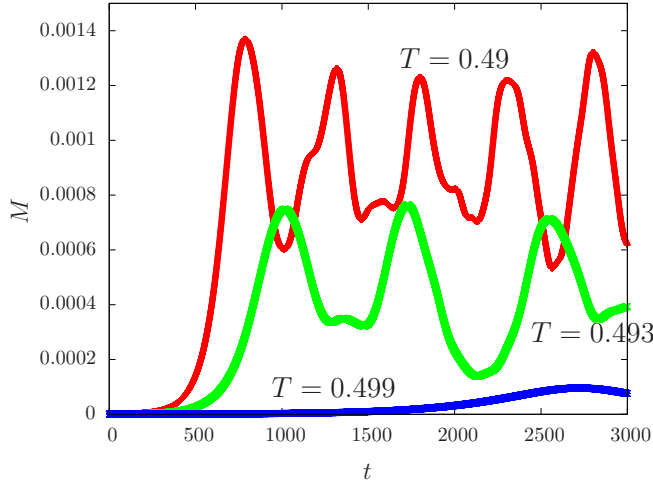


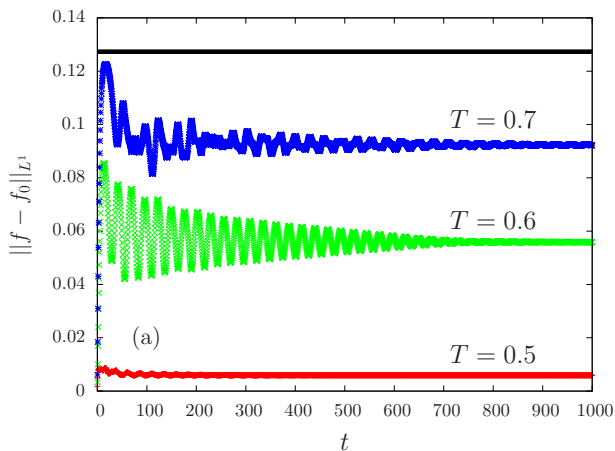
FIG. 7. (Color online) Temporal evolutions of M for the unstable f_{ini} case with $\epsilon = 10^{-6}$ and $h = 0$. $T = 0.49, 0.493$, and 0.499 from top to bottom.

scale. However, the breaking may not be serious for predicting the value of asymptotic magnetization M , since effects of the oscillation could be suppressed by taking time averages, and the value of magnetization could be approximately obtained. We, therefore, focus on the hypotheses **H1** and **H2**.

The stability functional D is zero at the critical point, and hence the Landau damping rate is zero, since D is obtained by setting the frequency zero in the dispersion function. In this case, the nonlinear trapping effect dominates the Landau damping as mentioned in Remark 3, and the theory and numerics are in good agreement.

Increasing temperature, the Landau damping rate becomes larger, so that we cannot neglect it. From the viewpoint of physics, this is interpreted as follows: The large Landau damping rate results in that the nonlinear trapping becomes harder, since the trapping requires the condition that the Landau damping time scale is much longer than the trapping time scale.

The above picture is supported by observing the L^1 norms of $f - f_0$ and $f - f_{\text{ini}}$ in Fig. 8. From Fig. 8(a) reporting $\|f - f_0\|_{L^1}$, the asymptotic states are trapped at closer states to the initial states f_0 as T approaches to the critical point,



$T = T_c = 1/2$. On the other hand, from Fig. 8(b) reporting $\|f - f_{\text{ini}}\|_{L^1}$, the initial perturbation g strongly damps as T increases. The L^2 norms give the same tendency, though they are not reported. We further observe from Fig. 8 that f stays close to f_{ini} and f_0 , and the hypothesis **H1** is satisfied. As a result, we may conclude that the discrepancy in the high-temperature side comes from breaking **H2**.

In the low-temperature side, the initial homogeneous Maxwellians are unstable, and the asymptotic states are not necessary to be close to the initial states. However, the present theory assumes that the transient field is small in the decomposition (11), and this assumption induces that the asymptotic state must be close to the initial state. We may therefore conclude that the hypothesis **H1** breaks for the unstable Maxwellians f_{ini} .

VI. CONCLUSION AND REMARKS

We have investigated the asymptotic states of stationary initial distributions with small external field and/or perturbation. The method of asymptotic-transient decomposition and T linearization is applied to the HMF model, which is a simple toy model of a ferromagnetic body. The theory is examined by numerical simulations of the Vlasov equation for the initial distributions of the Maxwellians.

The present theory unifies the two known theories: The linear response theory [5,6] for the response to the external field, and the bifurcation theory [18] with constructing the unstable manifold of an unstable homogeneous state. We emphasize that the present theory has further advantages beyond the unification of the known ones: The theory (i) captures the nonlinear response both to the external field and to perturbations, and (ii) is applicable on the critical point. For the latter advantage, we reported that the magnetization linearly depends on strength of perturbation, and that the critical exponent δ , defined by $M \propto h^{1/\delta}$ at the critical point, is the strange value of $\delta = 3/2$, while the classical mean-field theory gives $\delta = 3$. Interestingly, this critical exponent satisfies the scaling relation $\gamma_- = \beta(\delta - 1)$ with the aid of another scaling relation $\gamma_- = \beta/2$ [7]. We stress that the above critical exponent δ and the scaling relations are derived without assuming the thermal equilibrium states as the initial stationary

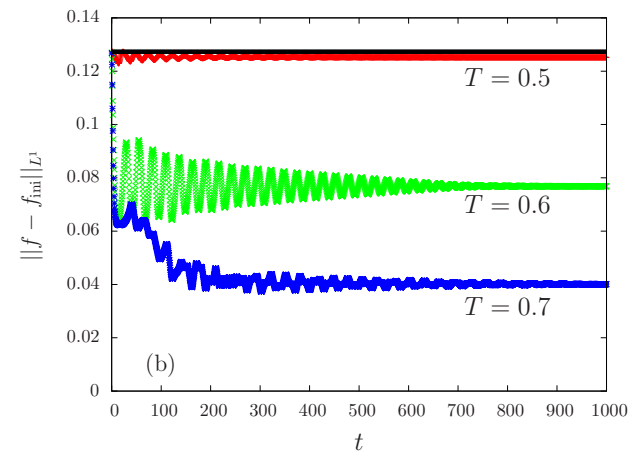


FIG. 8. (Color online) Temporal evolutions of the L^1 norm of (a) $f - f_0$ and (b) $f - f_{\text{ini}}$. The grid size is $N = 512$. The perturbation level is $\epsilon = 0.2$. The black straight line at the level $2\epsilon/\pi$ represents the L^1 norm of $f_{\text{ini}} - f_0 = \epsilon g$, which does not depend on temperature.

states. The exponent and the scaling relations are, therefore, true not only for the thermal equilibrium states but also for Jeans-type QSSs in the isolated long-range system.

We have constructed the framework of the nonlinear response, which is, for instance, the self-consistent equation (35) in the HMF model. However, we have several remaining works: We have assumed that the order parameter M is small to expand the self-consistent equation into the power series of M . One of the remaining works is to analyze the self-consistent equation for inhomogeneous initial stationary states for reproducing the linear response theory [6], for instance. Providing the asymptotically self-consistent equation for any perturbations, beyond the hypothesis **H4**, also remains. Another remaining work is improvement of the discrepancy in the high temperature region discussed in Sec. **VC** including the thresholdlike dependence on ϵ . We discussed the competition between the Landau damping and the nonlinear trapping effect, and hence one possible modification is to include the Landau damping into the present theory. Universality of the scaling relations (88) for a wide class of systems is an interesting problem. We focused on magnetization in this paper, but studying the asymptotic distribution function f_A itself is also an open problem, since f_A may have a cusp at the separatrix as the function $\langle \cos q \rangle_J$ shown in Fig. 1, and the cusp might be unphysical.

We remark that the exponential dampings are also derived for the 2D Euler system [27], and the creation of small traveling clusters by the nonlinear effects is also discussed [28] along the same strategy with the Vlasov case. Thus, one may expect to construct a similar nonlinear response theory for the Euler system, which is obeyed by a similar equation with the Vlasov equation.

We end this article with remarking on another study of the nonlinear dynamics in the HMF model with the external field. Pakter and Levin [29] derived equations of temporal evolution for macrovariables, and observed oscillations of variables. Such oscillating phenomena are out of scope from the present theory, since the theory assumes asymptotically stationary states.

ACKNOWLEDGMENTS

We are grateful to J. Barré for valuable discussions on this topic. S.O. is supported by the JSPS Research Fellowships for Young Scientists (Grant No. 254728). Y.Y.Y. acknowledges the support of a Grant-in-Aid for Scientific Research (C) 23560069.

APPENDIX A: DERIVATION OF EQ. (8)

We have used the fact (8) that the asymptotic part f_A can be picked up from f by use of the Bohr transform $\mathcal{B}_0[f]$. Let us show this statement:

Lemma 6. Let $a(t)$ be a bounded function having the limit $\lim_{t \rightarrow \infty} a(t)$. Then the limit is expressed by the Bohr transform of $a(t)$ as

$$\lim_{t \rightarrow \infty} a(t) = \mathcal{B}_0[a]. \quad (\text{A1})$$

Proof. We denote the limit as $\lim_{t \rightarrow \infty} a(t) = a_\infty$, and show the equality $a_\infty = \mathcal{B}_0[a]$. From the assumption of

convergence, for any $\epsilon > 0$, there exists $T > 0$ such that

$$|a(t) - a_\infty| < \epsilon, \quad \forall t > T. \quad (\text{A2})$$

Then, the integral in the definition of \mathcal{B}_0 is evaluated for $\sigma > T$ as follows:

$$\begin{aligned} & \left| \frac{1}{\sigma} \int_0^\sigma a(t) dt - a_\infty \right| \\ &= \left| \frac{1}{\sigma} \int_0^\sigma (a(t) - a_\infty) dt \right| \\ &\leq \frac{1}{\sigma} \int_0^\sigma |a(t) - a_\infty| dt \\ &= \frac{1}{\sigma} \int_0^T |a(t) - a_\infty| dt + \frac{1}{\sigma} \int_T^\sigma |a(t) - a_\infty| dt \\ &\leq \frac{2T \sup_{t \geq 0} |a(t)|}{\sigma} + \frac{(\sigma - T)\epsilon}{\sigma} \rightarrow \epsilon \quad (\sigma \rightarrow \infty). \quad (\text{A3}) \end{aligned}$$

Since the positive ϵ is chosen arbitrarily, we have Eq. (A1). ■

APPENDIX B: ELLIPTIC INTEGRALS

The Legendre's elliptic integrals of the first and the second kinds are defined as

$$\begin{aligned} F(\phi, k) &\equiv \int_0^\phi \frac{d\varphi}{\sqrt{1 - k^2 \sin^2 \varphi}}, \\ E(\phi, k) &\equiv \int_0^\phi \sqrt{1 - k^2 \sin^2 \varphi} d\varphi, \end{aligned} \quad (\text{B1})$$

respectively [30]. The complete elliptic integrals of the first and the second kinds are defined by taking $\phi = \pi/2$ as

$$K(k) = F(\pi/2, k), \quad E(k) = E(\pi/2, k), \quad (\text{B2})$$

respectively. The Jacobian elliptic function $\text{sn}(z, k)$ is defined as [31]

$$\text{sn}(F(\phi, k), k) = \sin \phi. \quad (\text{B3})$$

With the above preparations, we can compute $\langle \cos q \rangle_J$ as follows. In action angle variables, $\cos q$ is expressed as

$$\cos q = \begin{cases} 1 - 2k^2 \text{sn}^2\left(\frac{2K(k)}{\pi} \theta, k\right), & k < 1, \\ 1 - 2\text{sn}^2\left(\frac{K(1/k)}{\pi} \theta, \frac{1}{k}\right), & k > 1. \end{cases} \quad (\text{B4})$$

For $k < 1$, inside separatrix, the average is

$$\begin{aligned} \langle \cos q \rangle_J &= \frac{2}{\pi} \int_0^{\pi/2} \left[1 - 2k^2 \text{sn}^2\left(\frac{2K(k)}{\pi} \theta, k\right) \right] d\theta \\ &= \frac{1}{K(k)} \int_0^{\pi/2} \frac{1 - 2k^2 \sin^2 \phi}{\sqrt{1 - k^2 \sin^2 \phi}} d\phi \\ &= \frac{2E(k) - K(k)}{K(k)}, \quad (k < 1), \end{aligned} \quad (\text{B5})$$

where we used the change of variable,

$$\theta = \frac{\pi}{2K(k)} F(\phi, k). \quad (\text{B6})$$

Similarly, we can compute the average $\langle \cos q \rangle_J$ for $k > 1$, outside separatrix.

The complete elliptic integrals are expanded into the Taylor series as

$$\begin{aligned} K(k) &= \frac{\pi}{2} \sum_{n=0}^{\infty} \left(\frac{(2n-1)!!}{(2n)!!} \right)^2 k^{2n} \\ &= \frac{\pi}{2} \left(1 + \frac{k^2}{4} + \frac{9}{64}k^4 + \frac{25}{256}k^6 + \frac{35^2}{128^2}k^8 + \dots \right), \end{aligned} \quad (\text{B7})$$

and

$$\begin{aligned} E(k) &= \frac{\pi}{2} \sum_{n=0}^{\infty} \left(\frac{(2n-1)!!}{(2n)!!} \right)^2 \frac{k^{2n}}{1-2n} \\ &= \frac{\pi}{2} \left(1 - \frac{k^2}{4} - \frac{3}{64}k^4 - \frac{5}{256}k^6 - \frac{175}{128^2}k^8 + \dots \right). \end{aligned} \quad (\text{B8})$$

The function $\langle \cos q \rangle_J$ is therefore asymptotically expanded as

$$\langle \cos q \rangle_J = -\frac{1}{8k^2} - \frac{1}{16k^4} + O(k^{-6}), \quad (\text{B9})$$

for $k \gg 1$.

APPENDIX C: PROOF OF LEMMA 5

Let us show Lemma 5.

Proof. Let δ be a positive number satisfying $\delta < 1$ and let us recall $f(q, p)$ satisfies the hypothesis **H3**, that is, $f^{(1)}(q, 0) = 0$. Then, the Taylor's theorem says that, for each $p \in (-\delta, \delta)$ there exists $\xi \in (0, \delta)$ such that

$$f(q, p) - f(q, 0) = \frac{f^{(2)}(q, \xi)}{2} p^2, \quad (\text{C1})$$

where the right-hand side one is called the Lagrange form of the remainder [30]. We hence obtain the inequality,

$$|f(q, p) - f(q, 0)| < c_1 p^2, \quad \forall p \in (-\delta, \delta), \quad (\text{C2})$$

where c_1 is a positive constant satisfying

$$c_1 > \sup_{(q, \xi) \in (-\pi, \pi] \times [0, \delta]} \frac{|f^{(2)}(q, \xi)|}{2}. \quad (\text{C3})$$

For p satisfying $|p| \geq \delta$, the inequality,

$$|f(q, p) - f(q, 0)| < c_2, \quad (\text{C4})$$

holds for some $c_2 > 0$. The positive constant c_2 can be chosen so that

$$c_2 = 2 \sup_{(q, p) \in (-\pi, \pi] \times \mathbb{R}} |f(q, p)|, \quad (\text{C5})$$

for instance. Putting c as

$$c = \max\{c_1, c_2/\delta^2\}, \quad (\text{C6})$$

we obtain the inequality (42). \blacksquare

APPENDIX D: PROOFS OF EQS. (75) AND (76)

We set the considering integral as

$$C = \iint_{\mu} \langle \cos q \rangle_J dq dp, \quad (\text{D1})$$

and we will prove $C = 0$. We divide the μ space into two parts as

$$X_1 = \{(q, p) | k \leq k_*\}, \quad X_2 = \{(q, p) | k > k_*\}, \quad (\text{D2})$$

where k is defined by (40) and

$$k_* = \sqrt{\frac{p_*^2}{4M} + 1}. \quad (\text{D3})$$

Corresponding to this division of the μ space, we divide C as

$$C = C_1 + C_2, \quad (\text{D4})$$

where

$$C_1 = \iint_{X_1} \cos q dq dp, \quad C_2 = \iint_{X_2} \langle \cos q \rangle_J dq dp. \quad (\text{D5})$$

For the region X_1 we used Lemma 4 for $A = 1$ and $B = \cos q$. In the region X_2 , $\langle \cos q \rangle_J$ is integrable but $\cos q$ is not, and hence we cannot remove the average. We separately compute C_1 and C_2 .

For computing C_1 , the recurrence relation,

$$\begin{aligned} (2n+3)k^{-2}N[2n+4] - (2n+2)(1+k^{-2})N[2n+2] \\ + (2n+1)N[2n] = 0 \end{aligned} \quad (\text{D6})$$

for the integrals,

$$N[2n] = \int_0^1 \frac{u^{2n}}{\sqrt{(1-u^2)(1-k^{-2}u^2)}} du, \quad (\text{D7})$$

is useful, where the first two integrals are

$$N[0] = K(1/k), \quad N[2] = k^2[K(1/k) - E(1/k)]. \quad (\text{D8})$$

The upper boundary of X_1 is expressed by

$$p = b(q), \quad b(q) = 2\sqrt{M}k_*\sqrt{1 - k_*^{-2}\sin^2(q/2)}, \quad (\text{D9})$$

and hence the term C_1 is

$$\begin{aligned} C_1 &= \int_{-\pi}^{\pi} dq \cos q \int_{-b(q)}^{b(q)} dp \\ &= 8\sqrt{M}k_* \int_0^{\pi} (1 - 2\sin^2(q/2))\sqrt{1 - k_*^{-2}\sin^2(q/2)} dq \\ &= 8\sqrt{M} \left[-\frac{2k_*^3 - k_*}{3} K(1/k_*) + \frac{2k_*^3 - k_*}{3} E(1/k_*) \right]. \end{aligned} \quad (\text{D10})$$

In the way of computations, we used the change of variable as $u = \sin(q/2)$.

From the concrete form of $\langle \cos q \rangle_J$ for $k > 1$, Eq. (39), the second term C_2 is directly computed as

$$\begin{aligned} C_2 &= 4 \int_{k_*}^{\infty} dk \left(\frac{2k^2 E(1/k)}{K(1/k)} - 2k^2 + 1 \right) \\ &\quad \times \int_0^{\pi} dq \frac{2\sqrt{M}}{\sqrt{1 - k^{-2}\sin^2(q/2)}} \\ &= 8\sqrt{M} \int_{k_*}^{\infty} [(1 - 2k^2)K(1/k) + 2k^2 E(1/k)] dk. \end{aligned} \quad (\text{D11})$$

Using the derivatives of $K(1/k)$ and $E(1/k)$,

$$\begin{aligned}\frac{d}{dk}K(1/k) &= \frac{(1-k^2)K(1/k) + k^2E(1/k)}{k(1-k^2)}, \\ \frac{d}{dk}E(1/k) &= \frac{K(1/k) - E(1/k)}{k},\end{aligned}\quad (\text{D12})$$

we can show the equality,

$$\begin{aligned}\frac{d}{dk} \left[-\frac{2(k^3-k)}{3}K(1/k) + \frac{2k^3-k}{3}E(1/k) \right] \\ = (1-2k^2)K(1/k) + 2k^2E(1/k).\end{aligned}\quad (\text{D13})$$

This equality implies $C_2 = -C_1$, and $C = 0$ accordingly. ■

For the proof of (76), we set the integral of

$$F = \iint_{\mu} \left(\frac{p^2}{2} \langle \cos q \rangle_J + \frac{\bar{M}}{4} - \bar{M} \langle \cos q \rangle_J^2 \right) dq dp. \quad (\text{D14})$$

We will prove $F = 0$. Using the relation (40), the equality (75) and Lemma 4, we can modify F as

$$F = \bar{M} \iint_{\mu} \left(2k^2 \langle \cos q \rangle_J + \frac{1}{4} \right) dq dp. \quad (\text{D15})$$

We divide the μ space into X_1 and X_2 again, and F into F_1 and F_2 accordingly, which are

$$\begin{aligned}F_1 &= \bar{M} \iint_{X_1} \left(2k^2 \cos q + \frac{1}{4} \right) dq dp, \\ F_2 &= \bar{M} \iint_{X_2} \left(2k^2 \langle \cos q \rangle_J + \frac{1}{4} \right) dq dp.\end{aligned}\quad (\text{D16})$$

We used the relation $\langle k^2 \rangle_J = k^2$, since k depends on (q, p) solely through the Hamiltonian \mathcal{H}_A , and the integral \mathcal{H}_A depends on J only. The remaining part of the proof can be performed by a similar strategy with the proof of (75) and we skip details. ■

-
- [1] W. Braun and K. Hepp, *Commun. Math. Phys.* **56**, 101 (1977).
[2] R. L. Dobrushin, *Funct. Anal. Appl.* **13**, 115 (1979).
[3] H. Spohn, *Large Scale Dynamics of Interacting Particles* (Springer-Verlag, Heidelberg, 1991).
[4] Y. Y. Yamaguchi, J. Barré, F. Bouchet, T. Dauxois, and S. Ruffo, *Physica A* **337**, 36 (2004).
[5] A. Patelli, S. Gupta, C. Nardini, and S. Ruffo, *Phys. Rev. E* **85**, 021133 (2012).
[6] S. Ogawa and Y. Y. Yamaguchi, *Phys. Rev. E* **85**, 061115 (2012).
[7] S. Ogawa, A. Patelli, and Y. Y. Yamaguchi, *Phys. Rev. E* **89**, 032131 (2014).
[8] L. D. Landau, *J. Phys. USSR* **10**, 25 (1946); in *Collected Papers of L. D. Landau*, edited by D. T. Haar (Pergamon Press, Oxford, 1965).
[9] T. M. O'Neil, *Phys. Fluids* **8**, 2255 (1965).
[10] J. Barré and Y. Y. Yamaguchi, *Phys. Rev. E* **79**, 036208 (2009).
[11] C. Lancellotti and J. J. Dornig, *Phys. Rev. Lett.* **80**, 5236 (1998).
[12] C. Lancellotti and J. J. Dornig, *Phys. Rev. E* **68**, 026406 (2003).
[13] C. Lancellotti and J. J. Dornig, *Trans. Th. Stat. Phys.* **38**, 1 (2009).
[14] M. Buchanan and J. Dornig, *Phys. Rev. E* **50**, 1465 (1994).
[15] S. Inagaki and T. Konishi, *Publ. Astron. Soc. Jpn.* **45**, 733 (1993).
[16] M. Antoni and S. Ruffo, *Phys. Rev. E* **52**, 2361 (1995).
[17] P. de Buyl, D. Mukamel, and S. Ruffo, *Phys. Rev. E* **84**, 061151 (2011).
[18] J. D. Crawford, *Phys. Plasmas* **2**, 97 (1995).
[19] A. V. Ivanov, S. V. Vladimirov, and P. A. Robinson, *Phys. Rev. E* **71**, 056406 (2005).
[20] J. H. Jeans, *Mon. Not. R. Astron. Soc.* **76**, 70 (1915).
[21] J. Barré, A. Olivetti, and Y. Y. Yamaguchi, *J. Phys. A: Math. Theor.* **44**, 405502 (2011).
[22] J. Barré, A. Olivetti, and Y. Y. Yamaguchi, *J. Stat. Mech.* (2010) P08002.
[23] H. Nishimori and G. Ortiz, *Elements of Phase Transitions and Critical Phenomena* (Oxford University Press, Oxford, 2011).
[24] Y. Y. Yamaguchi, F. Bouchet, and T. Dauxois, *J. Stat. Mech.* (2007) P01020.
[25] A. Antoniazzi, D. Fanelli, S. Ruffo, and Y. Y. Yamaguchi, *Phys. Rev. Lett.* **99**, 040601 (2007).
[26] P. de Buyl, *Commun. Nonlinear Sci. Numer. Simulat.* **15**, 2133 (2010).
[27] R. J. Briggs, J. D. Daugherty, and R. H. Levy, *Phys. Fluids* **13**, 421 (1970).
[28] S. Ogawa, J. Barré, H. Morita, and Y. Y. Yamaguchi, *arXiv:1401.6865*.
[29] R. Pakter and Y. Levin, *J. Stat. Phys.* **150**, 531 (2013).
[30] E. T. Whittaker and G. N. Watson, *A Course of Modern Analysis*, 4th ed. (Cambridge University Press, Cambridge, 1927).
[31] M. Abramowitz and I. Stegun, *Handbook of Mathematical Functions with Formulas, Graphs, and Mathematical Tables*, (Dover, New York, 1972).