

Title	Single-wave-number representation of nonlinear energy spectrum in elastic-wave turbulence of the Föppl–von Kármán equation: Energy decomposition analysis and energy budget
Author(s)	Yokoyama, Naoto; Takaoka, Masanori
Citation	Physical Review E (2014), 90(6)
Issue Date	2014-12-08
URL	http://hdl.handle.net/2433/193266
Right	©2014 American Physical Society
Type	Journal Article
Textversion	publisher

Single-wave-number representation of nonlinear energy spectrum in elastic-wave turbulence of the Föppl–von Kármán equation: Energy decomposition analysis and energy budget

Naoto Yokoyama*

Department of Aeronautics and Astronautics, Kyoto University, Kyoto 615-8540, Japan

Masanori Takaoka†

Department of Mechanical Engineering, Doshisha University, Kyotanabe 610-0394, Japan

(Received 5 March 2014; revised manuscript received 7 July 2014; published 8 December 2014)

A single-wave-number representation of a nonlinear energy spectrum, i.e., a stretching-energy spectrum, is found in elastic-wave turbulence governed by the Föppl–von Kármán (FvK) equation. The representation enables energy decomposition analysis in the wave-number space and analytical expressions of detailed energy budgets in the nonlinear interactions. We numerically solved the FvK equation and observed the following facts. Kinetic energy and bending energy are comparable with each other at large wave numbers as the weak turbulence theory suggests. On the other hand, stretching energy is larger than the bending energy at small wave numbers, i.e., the nonlinearity is relatively strong. The strong correlation between a mode a_k and its companion mode a_{-k} is observed at the small wave numbers. The energy is input into the wave field through stretching-energy transfer at the small wave numbers, and dissipated through the quartic part of kinetic-energy transfer at the large wave numbers. Total-energy flux consistent with energy conservation is calculated directly by using the analytical expression of the total-energy transfer, and the forward energy cascade is observed clearly.

DOI: [10.1103/PhysRevE.90.063004](https://doi.org/10.1103/PhysRevE.90.063004)

PACS number(s): 47.27.–i, 05.45.–a, 62.30.+d, 46.40.–f

I. INTRODUCTION

Energy decomposition analysis helps understanding of the mechanism of energy distribution. Exchange between kinetic energy and potential energy is observed in oscillatory or wave motion, while the total energy is conserved. The exchange is seen as elliptic motion, which can be distorted by the nonlinearity, in the phase space. In Refs. [1,2], the energy is decomposed into kinetic, bending, and stretching energies to derive the governing equation of the elastic waves.

In the relaxation, known as selective decay process, of hydrodynamic turbulent flows, depression of nonlinearity has been often discussed. Strong correlations between velocity and vorticity have been reported in hydrodynamic turbulence; e.g., parallelization of velocity and vorticity called Beltramization in three-dimensional flow [3], and negative temperature states such as the sinh-Poisson state in two-dimensional flow [4]. These relaxed states have correlation among modes. This is in contrast with the weak turbulence, where independence among modes is presupposed. In the Majda-McLaughlin-Tabak (MMT) model, which is a one-dimensional mathematical model of wave turbulence, spatially localized coherent structures are reported [5]. Zakharov *et al.* [6] modified the MMT model to fit the weak turbulence theory (WTT) by introducing a nonlinear term that prevents the correlation of modes. We will here report the correlations between each pair of modes at large scales in elastic-wave turbulence, which is consistent with our previous work where the separation wave number between the weak and strong turbulence is estimated via the applicability limit of the random phase approximation (RPA) in WTT [7].

Since the coexistence of *nonweak* and *weak* turbulence will be investigated in this paper, we here distinguish *wave* turbulence and *weak* turbulence: the former is referred to as a wave turbulent state where the nonlinear interactions are not necessarily weak, and the latter is a wave turbulent state where WTT can be applied. Thus, *wave* turbulence includes *weak* turbulence.

Fourier spectral representation is widely used in the analysis of the homogeneous turbulence governed by the Navier-Stokes equation, because one of the most important study objectives is to clarify energy distribution formed by hierarchical structures over a wide range of scales. The so-called cascade theory, which was proposed by Kolmogorov [8] as the first statistical theory of turbulence, predicts the direction of energy transfer and is well described in the wave-number space. Also in researches of weak turbulence systems, the Fourier spectral representation is convenient to introduce the complex amplitudes as elementary waves to apply the RPA in WTT.

The analysis of the wave turbulence is confronted with the following difficulties, which stem from the fact that only the quadratic quantities of the complex amplitudes have been considered as energy. More properly, the quadratic energy corresponds to the linear part of the dynamics, and the ensemble-averaged quadratic energy is conserved only in the weakly nonlinear limit, even if its dynamics is governed by a Hamiltonian. Although it is convenient to use the complex amplitudes in application of the RPA to derive the kinetic equation, the perturbative expansion of the complex amplitudes is inevitable to represent the nonlinearity of the system. The nonlinear energy appears as convolutions of the complex amplitudes, since the complex amplitudes are introduced for the different purpose. On the other hand, for example, in the Navier-Stokes turbulence the energy is given by a single-wave-number representation like $|\mathbf{u}_k|^2/2$, and this

*yokoyama@kuaero.kyoto-u.ac.jp

†mtakaoka@mail.doshisha.ac.jp

kind of problem does not appear, since the energy is simply given by the quadratic form by its nature.

To analyze energy budget, it is indispensable to take into account the full Hamiltonian dynamics. A single-wave-number representation of the higher-order energy is required to identify the nonlinear dynamics at each scale. In addition to the nonconservation of the quadratic energy, its transfer in the wave-number space cannot be obtained as a closed expression in the representation of the complex amplitudes. If a single-wave-number representation of the energy can be found, the explicit expression of the detailed energy budget is obtained, even *not* in the weakly nonlinear limit.

Demanding the constancy of the energy flux and the complete self-similarity of the solution, the dimensional analysis using a specific form of the kinetic equation predicts the Kolmogorov-Zakharov spectrum as described in Chap. 3 of Ref. [9]. While the spectral form can be obtained easily in this approach, the Kolmogorov-Zakharov spectrum can be obtained also as a stationary solution of the kinetic equation with help from the so-called Zakharov transformation. The energy flux in the framework of WTT can be represented by the collision integral. Care should be taken to distinguish WTT and the Hamiltonian dynamics, since the ensemble-averaged quadratic energy is conserved only under the kinetic equation. Although the quadratic-energy fluxes for a variety of spectral parameters were numerically obtained in Ref. [10], no total-energy flux has been obtained so far even in the weakly nonlinear limit. We will here report that the flux of the *total* energy can be directly calculated by using the analytical expression for the transfer.

The energy flux *not* in the weakly nonlinear limit is difficult to obtain. The most primitive estimation of the energy flux $\mathcal{P}(k)$ through $k = |\mathbf{k}|$ is obtained from the cumulative energy $\tilde{\mathcal{E}}(k)$, the cumulative energy input $\tilde{\mathcal{F}}(k)$, and the cumulative energy dissipation $\tilde{\mathcal{D}}(k)$ between 0 and k by using the scale-by-scale energy budget equation $\mathcal{P}(k) = -\partial\tilde{\mathcal{E}}(k)/\partial t + \tilde{\mathcal{F}}(k) - \tilde{\mathcal{D}}(k)$ [11]. The energy flux in a statistically steady state is usually estimated by measuring the energy injected into the system when the dissipation is localized at large wave numbers [12]. The energy flux obtained in Ref. [13],¹ which is defined as $\tilde{\mathcal{F}}(k) - \tilde{\mathcal{D}}(k)$, is the same as the flux estimated only by the energy input for the dissipation localized at the large wave numbers. Their approaches do not contain the expression derived from the nonlinear term of the governing equation. The constancy in the inertial subrange of the energy flux estimated from $\tilde{\mathcal{F}}(k) - \tilde{\mathcal{D}}(k)$ is an obvious consequence from the localization of the external force and dissipation, and the constancy is independent of whether the nonlinear interactions are local or not. The statistical steadiness $\partial\tilde{\mathcal{E}}(k)/\partial t = 0$ should be rigorously verified. Furthermore, the energy injected into the system is not necessarily in strict accordance with the energy flux that cascades in the inertial subrange [14]. In laboratory experiments of surface waves, the energy flux is estimated indirectly by the energy decay rate after switching off the energy input or by the dissipation spectrum. This estimation requires additional assumptions, because it is the

power spectrum of the displacement that can be obtained experimentally [15]. The energy flux may be evaluated by using structure functions in the real space, although it is a little different from that defined in the wave-number space. Even in direct numerical simulations according to dynamical equations, the energy flux consistent with the energy conservation has not been obtained directly [16,17].

The elastic-wave turbulence, which is tractable experimentally, numerically, and theoretically, exhibits rich phenomena: weak turbulence [12,18], spatio-temporal dynamics [19], spectral variation [7,20], and strongly nonlinear structures [21]. Among them, the coexistence of the weakly nonlinear spectrum and a strongly nonlinear spectrum is one of the most remarkable properties [7,22]. It is an interesting challenge to clarify the energy budget in the state where the weak turbulence and the strong turbulence coexist. It should be noted here that we use “strong” as shorthand notation to represent the relatively strongly nonlinear state whose nonlinearity is *not* so strong as to break the first-principle dynamical equations, but sufficiently strong to break the weak nonlinearity assumption in WTT.

In this paper, we analyze the wave turbulence in a thin elastic plate by numerical simulations according to the Föppl–von Kármán equation. The single-wave-number representation of the nonlinear energy spectrum opens a way to resolve the above difficulties. It enables the energy decomposition analysis and the investigations of the energy budget due to the nonlinear interactions. The next section is devoted to the formulation of the problem, focusing on the Fourier representation of the system. In Sec. III, two kinds of numerical results are shown. One is the energy decomposition analysis, and the other is the energy budget. The last section is devoted to concluding remarks.

II. FORMULATION

A. Governing equation and numerical scheme

The dynamics of elastic waves propagating in a thin plate is described by the Föppl–von Kármán (FvK) equation for the displacement ζ and the momentum p via the Airy stress potential χ [1,2]. Under the periodic boundary condition, the FvK equation is written as

$$\frac{d\zeta_k}{dt} = \frac{p_k}{\rho}, \quad \frac{dp_k}{dt} = -\rho\omega_k^2\zeta_k + \sum_{\mathbf{k}_1+\mathbf{k}_2=\mathbf{k}} |\mathbf{k}_1 \times \mathbf{k}_2|^2 \zeta_{\mathbf{k}_1} \chi_{\mathbf{k}_2}, \quad (1a)$$

$$\chi_k = -\frac{Y}{2k^4} \sum_{\mathbf{k}_1+\mathbf{k}_2=\mathbf{k}} |\mathbf{k}_1 \times \mathbf{k}_2|^2 \zeta_{\mathbf{k}_1} \zeta_{\mathbf{k}_2}, \quad (1b)$$

where ζ_k , p_k , and χ_k are the Fourier coefficients of the displacement, of the momentum, and of the Airy stress potential, respectively. The Young’s modulus Y and the density ρ are the material quantities of an elastic plate. The frequency ω_k is given by the linear dispersion relation

$$\omega_k = \sqrt{\frac{Yh^2}{12(1-\sigma^2)\rho}} k^2, \quad (2)$$

where σ and h are respectively the Poisson ratio and the thickness of the elastic plate.

¹One of the referees informed the authors this reference, which was published during the reviewing process.

The complex amplitude is defined as

$$a_k = \frac{\rho\omega_k\zeta_k + ip_k}{\sqrt{2\rho\omega_k}}. \quad (3)$$

The complex amplitude is used as the elementary wave of the wave number \mathbf{k} in WTT. Then, the variables in Eq. (1) are given as

$$\zeta_k = \frac{1}{\sqrt{2\rho\omega_k}}(a_k + a_{-k}^*), \quad (4a)$$

$$p_k = -i\sqrt{\frac{\rho\omega_k}{2}}(a_k - a_{-k}^*), \quad (4b)$$

$$\chi_k = -\frac{Y}{4\rho k^4} \sum_{k_1+k_2=k} \frac{|\mathbf{k}_1 \times \mathbf{k}_2|^2}{\sqrt{\omega_{k_1}\omega_{k_2}}}(a_{k_1} + a_{-k_1}^*)(a_{k_2} + a_{-k_2}^*), \quad (4c)$$

where a^* represents the complex conjugate of a . Equation (1) is reduced to a single equation for a_k as

$$\begin{aligned} \frac{da_k}{dt} = & -i\omega_k a_k - \frac{iY}{8\rho^2} \sum_{k_1+k_2+k_3=k} \frac{|\mathbf{k} \times \mathbf{k}_1|^2 |\mathbf{k}_2 \times \mathbf{k}_3|^2}{|\mathbf{k}_2 + \mathbf{k}_3|^4} \\ & \times \frac{(a_{k_1} + a_{-k_1}^*)(a_{k_2} + a_{-k_2}^*)(a_{k_3} + a_{-k_3}^*)}{\sqrt{\omega_k\omega_{k_1}\omega_{k_2}\omega_{k_3}}}. \end{aligned} \quad (5)$$

The first term in the right-hand side corresponds to the linear harmonic oscillation, and the second one to the nonlinear interactions.

Direct numerical simulations (DNS) according to Eq. (5) are performed with the parameter values as $\rho = 7.8 \times 10^3$ kg/m³, $Y = 2.0 \times 10^{11}$ Pa, $\sigma = 0.30$, and $h = 5.0 \times 10^{-4}$ m. The plate is supposed to have the periodic boundary of 1 m \times 1 m. Thus, the two-dimensional wave-number vector \mathbf{k} is discretized as $\mathbf{k} \in (2\pi\mathbb{Z})^2$. The pseudo-spectral method is employed and the number of the aliasing-free modes is 512×512 . Since the 4/2 law is required to remove the aliasing errors in the third-order nonlinearity, we use 1024×1024 mode in the calculation of the convolutions.

The external force F_k and the dissipation D_k are added to the right-hand side of Eq. (5) to make statistically steady nonequilibrium states. The external force F_k is added so that a_k 's at the small wave numbers $|\mathbf{k}| \leq 8\pi$ have a magnitude constant in time, while the phases of a_k 's are determined by Eq. (5). The dissipation is added as $D_k = -\nu|\mathbf{k}|^8 a_k$, where $\nu = 1.21 \times 10^{-22}$. As we can recognize from Figs. 1 and 3, which appear below, the dissipation is effective in the wave-number range $|\mathbf{k}| \gtrsim 256\pi$. The exponential decay of the energy spectra shown in Fig. 1 at the large wave numbers gives the assurance of our DNS with this mode number. Details of the numerical scheme are explained in Ref. [22].

It is preferable for the external force and the dissipation to be localized in scales to achieve a large inertial subrange of turbulence spectra. Although it is reported that broadly affecting Lorentzian dissipation successfully reproduces the experimentally observed spectrum [21], we are interested in the properties in the inertial subrange in the FvK turbulence. According to the derivation of the equation, it might be realized and examined in a laboratory experiment, if one could perform the experiment in a vacuum environment to reduce drags acting

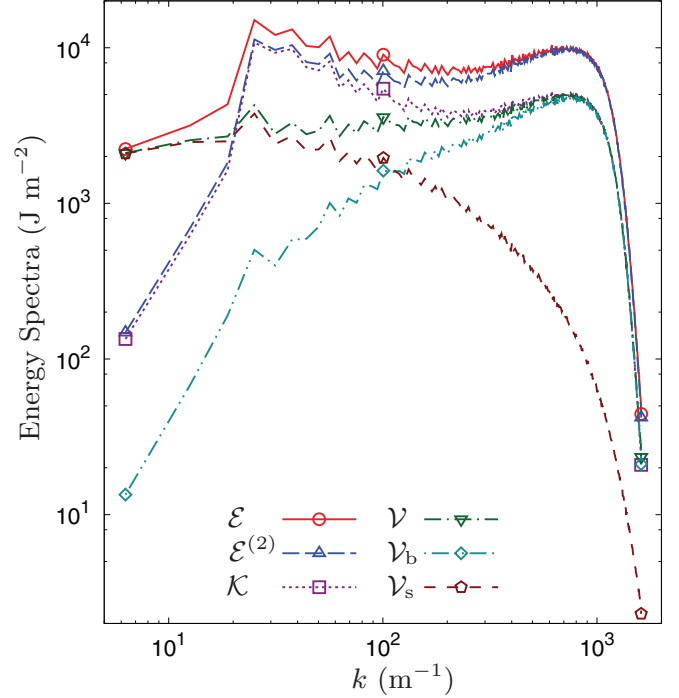


FIG. 1. (Color online) Spectra of the total energy \mathcal{E} , of the quadratic energy $\mathcal{E}^{(2)}$, of the kinetic energy \mathcal{K} , of the potential energy \mathcal{V} , of the bending energy \mathcal{V}_b , of and the stretching energy \mathcal{V}_s .

on the thin plate, e.g., induced mass, by using a much less dissipative plate to reduce its internal friction.

B. Hamiltonian and energy decomposition

The FvK equation (1) can be written as a canonical equation:

$$\frac{d\zeta_k}{dt} = \frac{\delta\mathcal{H}}{\delta p_k^*}, \quad \frac{dp_k}{dt} = -\frac{\delta\mathcal{H}}{\delta\zeta_k^*},$$

when we introduce the Hamiltonian \mathcal{H} as

$$\begin{aligned} \mathcal{H} = & \sum_{\mathbf{k}} \left(\frac{1}{2\rho} |p_{\mathbf{k}}|^2 + \frac{\rho\omega_{\mathbf{k}}^2}{2} |\zeta_{\mathbf{k}}|^2 \right) \\ & + \frac{Y}{8} \sum_{\mathbf{k}+\mathbf{k}_1-\mathbf{k}_2-\mathbf{k}_3=0} \frac{|\mathbf{k} \times \mathbf{k}_1|^2 |\mathbf{k}_2 \times \mathbf{k}_3|^2}{|\mathbf{k}_2 + \mathbf{k}_3|^4} \zeta_{\mathbf{k}}^* \zeta_{\mathbf{k}_1}^* \zeta_{\mathbf{k}_2} \zeta_{\mathbf{k}_3}, \end{aligned} \quad (6)$$

where $\delta/\delta\zeta_k^*$ and $\delta/\delta p_k^*$ express the functional derivatives with respect to ζ_k^* and p_k^* , respectively. Use has been made of $\zeta_{-\mathbf{k}} = \zeta_{\mathbf{k}}^*$ to rewrite the second term in the right-hand side into the symmetric form. Note that $\zeta_{\mathbf{k}}$ ($p_{\mathbf{k}}$) and $\zeta_{\mathbf{k}}^*$ ($p_{\mathbf{k}}^*$) are not independent of each other. The relation to the conventional representation with the complex amplitudes in WTT is given in the Appendix.

The Hamiltonian consists of three kinds of energies, i.e., the kinetic energy, the bending energy, and the stretching energy [2]. The bending energy derives from the out-of-plane displacement, while the stretching energy comes from the in-plane strain.

The total energy of each mode E_k is the sum of the kinetic energy K_k and the potential energy V_k , i.e., $E_k = K_k + V_k$.

The potential energy of each mode is the sum of the bending energy V_{bk} and the stretching energy V_{sk} , i.e., $V_k = V_{bk} + V_{sk}$. Here,

$$K_k = \frac{1}{2\rho} |p_k|^2 = \frac{\omega_k}{4} (|a_k|^2 + |a_{-k}|^2 - 2\text{Re}(a_k a_{-k})), \quad (7a)$$

$$V_{bk} = \frac{\rho\omega_k^2}{2} |\zeta_k|^2 = \frac{\omega_k}{4} (|a_k|^2 + |a_{-k}|^2 + 2\text{Re}(a_k a_{-k})), \quad (7b)$$

$$V_{sk} = \frac{k^4}{2Y} |\chi_k|^2 = \frac{Y}{32\rho^2 k^4} \sum_{\substack{k_1+k_2=k \\ k_3+k_4=k}} \frac{|\mathbf{k}_1 \times \mathbf{k}_2|^2 |\mathbf{k}_3 \times \mathbf{k}_4|^2}{\sqrt{\omega_{k_1} \omega_{k_2} \omega_{k_3} \omega_{k_4}}} \\ \times (a_{k_1}^* + a_{-k_1})(a_{k_2}^* + a_{-k_2})(a_{k_3} + a_{-k_3})(a_{k_4} + a_{-k_4}^*). \quad (7c)$$

The quadratic energy of each mode is given as the sum of the kinetic energy and the bending energy, i.e., $E_k^{(2)} = K_k + V_{bk}$, because both energies are $O(|a|^2)$. On the other hand, the quartic energy $E_k^{(4)}$ is the stretching energy V_{sk} , which is $O(|a|^4)$. The Hamiltonian (6) can also be written in terms of these energies as

$$\mathcal{H} = \sum_k E_k = \sum_k (E_k^{(2)} + E_k^{(4)}) = \sum_k (K_k + V_{bk} + V_{sk}). \quad (8)$$

It should be emphasized that usage of the Fourier coefficient of the Airy stress potential χ_k , given as Eq. (1b), enables the representation of the nonlinear energy for a single-wave-number mode as Eq. (7c) in this system. The complex amplitude a_k is introduced as the elementary wave in WTT. When the system's Hamiltonian is expanded in terms of a_k , it leads to the nonlinear energy in the form of a convolution consisting of the four wave numbers as shown in Eq. (7c). We here consider ζ_k , p_k , and χ_k as elementary waves in the representation of the energies, K_k , V_{bk} , and V_{sk} .

In the framework of WTT, the energy of k is defined as the quadratic energy: $E_k^{\text{WTT}} = \omega_k \langle |a_k|^2 \rangle$, where $\langle \cdot \rangle$ denotes the ensemble averaging. The quadratic energy in our notation and the energy in WTT are related as $\langle E_k^{(2)} \rangle = \langle K_k + V_{bk} \rangle = E_k^{\text{WTT}} + E_{-k}^{\text{WTT}}$. The energy in WTT, $\sum_k E_k^{\text{WTT}}$, is not conserved under the FvK equation regardless of the ensemble averaging, since it lacks the stretching energy V_{sk} in the Hamiltonian (8), i.e., $\sum_k E_k^{\text{WTT}} = \sum_k \langle E_k^{(2)} \rangle = \langle \mathcal{H}_2 \rangle \neq \mathcal{H}$, where \mathcal{H}_2 represents the quadratic part of the Hamiltonian. It should be noted that E_{-k}^{WTT} is independent of E_k^{WTT} , but $E_k^{(2)} = E_{-k}^{(2)}$ as well as $E_k = E_{-k}$, because $E_k^{(2)}$ and E_k are given by the Fourier coefficients of the real-valued functions.

III. RESULTS

We will show the numerical results for the moderate energy level, which corresponds to EL3 in Ref. [7]. This energy level is chosen so as to realize the coexistence of the weak and strong energy spectra. The numbers of the modes are twice those in Ref. [7] in each direction to obtain larger inertial subrange. The FvK equation is applicable for this energy level, because the root mean square of the gradient of the

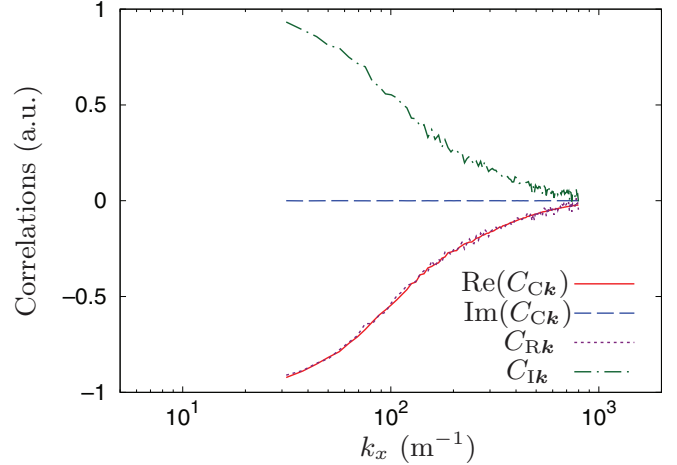


FIG. 2. (Color online) Correlation between a_k and a_{-k} . ($k = (k_x, 0)$ and $k_x \in [10\pi, 256\pi]$.)

displacement $(|\nabla \zeta|^2)^{1/2} \approx 0.15$.² Furthermore, this energy level looks intermediate between the two fields reported in Fig. 2 of Ref. [21], i.e., much smaller than the energy level at which the dynamic crumpling appears.

A. Decomposed energy spectra and correlation between companion modes

The azimuthally integrated energy spectra of the total energy $\mathcal{E}(k)$, the quadratic energy $\mathcal{E}^{(2)}(k)$, the kinetic energy $\mathcal{K}(k)$, the potential energy $\mathcal{V}(k)$, the bending energy $\mathcal{V}_b(k)$, and the stretching energy $\mathcal{V}_s(k)$ are shown in Fig. 1. The azimuthally integrated spectrum of the total energy, for example, is defined as $\mathcal{E}(k) = (\Delta k)^{-1} \sum_{k-\Delta k/2 \leq |k'| < k+\Delta k/2} \langle E_{k'} \rangle$, where Δk is the width of the bins to make the azimuthal integration.³ (See also Appendix in Ref. [7].) Note that the azimuthally integrated spectrum of the energy in WTT is equal to that of the quadratic energy, i.e., $\mathcal{E}^{\text{WTT}}(k) = \mathcal{E}^{(2)}(k)$, because of the statistical isotropy.

In Ref. [22], the quadratic energy $\mathcal{E}^{(2)}(k)$ was examined to compare with WTT, and the coexistence of the weakly and strongly nonlinear energy spectra was found. It was also found that the coexistence in $\mathcal{E}^{(2)}(k)$ results from the coexistence in the kinetic energy $\mathcal{K}(k)$ [7]. The coexistence is observed also in Fig. 1: the weakly nonlinear spectrum $\mathcal{E}^{(2)}(k) \propto k$ in the large wave numbers, and a strongly nonlinear spectrum $\mathcal{E}^{(2)}(k) \propto k^{-1/3}$ in the small wave numbers. The weakly nonlinear spectrum is a stationary solution of the kinetic equation [18]. The strongly nonlinear spectrum is shallower than that observed in Ref. [21]. The difference between the strongly nonlinear spectra should be caused by the difference between the external forces and between the dissipations. The

²The average is performed over $1024 \times 4 \times 512^2$ points: 1024 independent realizations, 4 different times at an interval sufficiently longer than the longest linear period, and 512^2 grid points.

³The spectra are obtained by averaging over $4096 = 1024 \times 4$ fields: 1024 independent realizations which are started from different initial conditions, and 4 different times at an interval sufficiently longer than the longest linear period.

flexion of $\mathcal{K}(k)$ is in contrast with the monotonic increase of the bending energy $\mathcal{V}_b(k)$. As explained below, this is due to an opposite effect of the strong correlation between the pairs of modes caused by the nonlinear term.

At the large wave numbers, the kinetic and bending energies, $\mathcal{K}(k)$ and $\mathcal{V}_b(k)$, are comparable with each other. This corresponds to the fact that the average of the kinetic energy is equal to that of the potential energy in linear harmonic waves. Because the quartic energy $\mathcal{V}_s(k)$ is much smaller than the quadratic energy $\mathcal{E}^{(2)}(k)$, the weak nonlinearity and the randomness of the phases at the large wave numbers are confirmed. (See the blue long-dashed curve and the brown short-dashed curve in Fig. 1.) Therefore, WTT works well in this wave-number range.

At the small wave numbers, in contrast, $\mathcal{V}_s(k)$ is larger than $\mathcal{V}_b(k)$. Therefore, the nonlinearity is relatively strong there. (In this paper, we simply refer to it as strong nonlinearity.) The kinetic energy $\mathcal{K}(k)$ accounts for most of the total energy $\mathcal{E}(k)$, and $\mathcal{E}^{(2)}(k)$ is larger than $\mathcal{V}_s(k)$ even at these small wave numbers. The nonsmallness of $\mathcal{V}_s(k)$ at the small wave numbers, especially at $k \leq 8\pi$, stems from the nonlocality of the nonlinear term in the wave-number space, as is known from the fact that $\mathcal{V}_s(k)$ is obtained via the convolution (7c). The kinetic energy, furthermore, is closely related to the stretching energy via the energy transfer as shown in the next subsection.

The deviation of the kinetic energy $\mathcal{K}(k)$ from the bending energy $\mathcal{V}_b(k)$ at the small wave numbers comes from the term $\text{Re}(a_k a_{-k})$, which is found as the difference between Eqs. (7a) and (7b). The correlation of the complex amplitudes between the companion modes, a_k and a_{-k} , is defined as

$$C_{Ck} = \frac{\langle a_k a_{-k} \rangle}{\sqrt{\langle |a_k|^2 \rangle \langle |a_{-k}|^2 \rangle}}. \quad (9)$$

The independence between the complex amplitudes at the first order, i.e., $\langle a_k a_{k'} \rangle = 0$, is required by the RPA in WTT. Similarly, the correlations of the real and imaginary parts of the companion modes are defined as

$$C_{Rk} = \frac{\langle \text{Re}(a_k) \text{Re}(a_{-k}) \rangle}{\sqrt{\langle (\text{Re}(a_k))^2 \rangle \langle (\text{Re}(a_{-k}))^2 \rangle}}, \quad (10a)$$

$$C_{Ik} = \frac{\langle \text{Im}(a_k) \text{Im}(a_{-k}) \rangle}{\sqrt{\langle (\text{Im}(a_k))^2 \rangle \langle (\text{Im}(a_{-k}))^2 \rangle}}. \quad (10b)$$

In Fig. 2, the correlations between companion modes at $\mathbf{k} = (k_x, 0)$ and $-\mathbf{k} = (-k_x, 0)$, i.e., $C_{C(k_x, 0)}$, $C_{R(k_x, 0)}$, and $C_{I(k_x, 0)}$ are drawn in the range $k_x \in [10\pi, 256\pi]$ to avoid the influence from the artificially added external force and dissipation.

At the large wave numbers, where the nonlinearity is weak, the correlations, C_{Ck} , C_{Rk} , and C_{Ik} , are almost zero. This is consistent with the RPA. At the small wave numbers, where the nonlinearity is relatively strong, $C_{Ck} \approx -1$, $C_{Rk} \approx -1$, and $C_{Ik} \approx 1$. This indicates $a_k \approx -a_{-k}^*$, which is confirmed by the time series of a_k and a_{-k} , although the graphs are omitted here. This fact is consistent with the results in Ref. [7], where it is shown that the separation wave number which forms the division between the weakly and strongly nonlinear spectra agrees with the critical wave number at which the nonlinear frequency shift is comparable with the linear frequency. Namely, it means that the RPA, which is the basis of WTT,

becomes inapplicable below the vicinity of the separation wave number.

In all the wave numbers, $\text{Re}(C_{Ck}) \approx C_{Rk} \approx -C_{Ik}$. The curve for $\text{Re}(C_{Ck})$ is smoother than C_{Rk} and C_{Ik} , since the former consists of the latter two elements, i.e., twice the ensemble number. If we decrease the amplitude of the external force, the range of the wave numbers where WTT holds becomes larger. This is consistent with the results in Ref. [19]. The weak nonlinearity, which results in $\langle a_k a_{k'} \rangle = 0$, at the large wave numbers and the strongly nonlinear correlation $a_k \approx -a_{-k}^*$ at the small wave numbers make $\text{Im}(C_{Ck}) \approx 0$ over all the wave numbers.

The strong correlation $a_k \approx -a_{-k}^*$ at the small wave numbers appears as $\mathcal{K}(k) \gg \mathcal{V}_b(k)$ in Fig. 1, which is consistent with Eqs. (7a) and (7b). Because of Eq. (4a), this correlation makes ζ_k small. It leads to depression of the summand in the nonlinear term [see Eq. (5)], which reminds us of the depression in the relaxation processes [3,4] as written in the Introduction. It seems that this kind of correlated state will survive, in contrast with the fast cascade of the uncorrelated modes.

One might think that this correlation, $a_k \approx -a_{-k}^*$, contradicts the strong nonlinearity at the small wave numbers, since it appears to suppress the nonlinear term, the second term in the right-hand side of Eq. (5). The nonlinearity can be large at the small wave numbers owing to the convolution, which is the summation of the products of $(a_{k_1} + a_{-k_1}^*)$, $(a_{k_2} + a_{-k_2}^*)$, and $(a_{k_3} + a_{-k_3}^*)$ at all wave numbers, because $(a_{k_i} + a_{-k_i}^*)$ for k_i ($i = 1, 2, 3$) at the large wave numbers are not small. Namely, the nonlinearity at a wave number is not determined only by the elementary wave at the wave number. This fact is also confirmed in Fig. 1. While the amplitudes of the linear energies, $\mathcal{E}^{(2)}$, \mathcal{K} , and \mathcal{V}_b , decay at the small wave numbers, those including the nonlinear energy, \mathcal{E} , \mathcal{V} , and \mathcal{V}_s , do not and are almost constant $k \leq 8\pi$.

B. Energy budget

To investigate the energy budget in detail, our analysis here starts with energy transfer. We define the energy transfer of \mathbf{k} as $T_{\mathbf{k}} = \hat{d}E_{\mathbf{k}}/\hat{d}t$, where the operator $\hat{d}/\hat{d}t$ expresses the time derivative neglecting the external force and the dissipation. According to the energy decomposition in Sec. II, the total-energy transfer is also decomposed as

$$T_{\mathbf{k}} = \frac{\hat{d}K_{\mathbf{k}}}{\hat{d}t} + \frac{\hat{d}V_{b\mathbf{k}}}{\hat{d}t} + \frac{\hat{d}V_{s\mathbf{k}}}{\hat{d}t} = T_{K\mathbf{k}} + T_{V_b\mathbf{k}} + T_{V_s\mathbf{k}}. \quad (11)$$

Corresponding to the linear and nonlinear terms in $dp_{\mathbf{k}}/dt$, the transfer of the kinetic energy $T_{K\mathbf{k}}$ consists of the quadratic and quartic parts, $T_{K\mathbf{k}}^{(2)}$ and $T_{K\mathbf{k}}^{(4)}$, i.e., $T_{K\mathbf{k}} = \hat{d}K_{\mathbf{k}}/\hat{d}t = T_{K\mathbf{k}}^{(2)} + T_{K\mathbf{k}}^{(4)}$. From Eqs. (1) and (7),

$$T_{K\mathbf{k}}^{(2)} = -\frac{\omega_{\mathbf{k}}^2}{2} p_{\mathbf{k}}^* \zeta_{\mathbf{k}} + \text{c.c.}, \quad (12a)$$

$$T_{K\mathbf{k}}^{(4)} = \frac{p_{\mathbf{k}}^*}{2\rho} \sum_{\mathbf{k}_1 + \mathbf{k}_2 = \mathbf{k}} |\mathbf{k}_1 \times \mathbf{k}_2|^2 \zeta_{\mathbf{k}_1} \chi_{\mathbf{k}_2} + \text{c.c.}, \quad (12b)$$

$$T_{V_b\mathbf{k}} = \frac{\hat{d}V_{b\mathbf{k}}}{\hat{d}t} = \frac{\omega_{\mathbf{k}}^2}{2} p_{\mathbf{k}}^* \zeta_{\mathbf{k}} + \text{c.c.}, \quad (12c)$$

$$T_{V_s\mathbf{k}} = \frac{\hat{d}V_{s\mathbf{k}}}{\hat{d}t} = -\frac{\chi_{\mathbf{k}}^*}{2\rho} \sum_{\mathbf{k}_1 + \mathbf{k}_2 = \mathbf{k}} |\mathbf{k}_1 \times \mathbf{k}_2|^2 p_{\mathbf{k}_1} \zeta_{\mathbf{k}_2} + \text{c.c.} \quad (12d)$$

Although the kinetic energy is represented as a quadratic function of the complex amplitude, its transfer has both the quadratic part $T_{Kk}^{(2)}$ and the quartic part $T_{Kk}^{(4)}$. While the transfer of the bending energy T_{V_bk} is a quadratic function of the complex amplitude, that of the stretching energy $T_{V_s k}$ is a quartic function.

Apparently, $T_{Kk}^{(2)}$ and T_{V_bk} cancel each other, representing the harmonic exchange between the kinetic and bending energies for a wave number. Thus, the quadratic parts of the transfer do not contribute to the cascade between different scales. In this sense, to be exact, $T_{Kk}^{(2)}$ and T_{V_bk} are not transfers but transmutations from one form of the energy to the other. Nonetheless, we naively use the word ‘‘transfers’’ both for transfers and for transmutations. The quartic-energy transfers, $T_{Kk}^{(4)}$ and $T_{V_s k}$, are the energy transfers due to the nonlinear interactions among modes in the wave-number space as known from Eqs. (12b) and (12d). They are of the same quartic order of the complex amplitude. However, only $T_{Kk}^{(4)}$ has been taken into account for the energy transfer in WTT as $T_k^{\text{WTT}} = \hat{d}E_k^{\text{WTT}}/\hat{d}t$, because it comes from the quadratic energy. Namely, $T_k^{\text{WTT}} + T_{-k}^{\text{WTT}} = \langle T_{Kk} + T_{V_bk} \rangle = \langle T_{Kk}^{(4)} \rangle$.

It should be emphasized that energy conservation holds only for the total energy, which is the sum of the kinetic, bending, and stretching energies, but each decomposed energy is not conserved separately. Namely, $\sum_k T_k = 0$, but $\sum_k T_{Kk}^{(2)}$, $\sum_k T_{Kk}^{(4)}$, $\sum_k T_{V_bk}$, $\sum_k T_{V_s k} \neq 0$. Moreover, $\sum_k T_k^{\text{WTT}} \neq 0$.

We here further decompose the quartic-energy transfers. Let us introduce the triad interaction functions corresponding to Eqs. (12b) and (12d) as

$$T_{Kkk_1k_2}^{(4)} = \frac{|\mathbf{k}_1 \times \mathbf{k}_2|^2}{2\rho} p_k (\zeta_{k_1} \chi_{k_2} + \chi_{k_1} \zeta_{k_2}) \delta_{\mathbf{k}+\mathbf{k}_1+\mathbf{k}_2, \mathbf{0}} + \text{c.c.}, \quad (13a)$$

$$T_{V_s k k_1 k_2} = -\frac{|\mathbf{k}_1 \times \mathbf{k}_2|^2}{2\rho} \chi_k (p_{k_1} \zeta_{k_2} + \zeta_{k_1} p_{k_2}) \delta_{\mathbf{k}+\mathbf{k}_1+\mathbf{k}_2, \mathbf{0}} + \text{c.c.}, \quad (13b)$$

which represent the transfer of each energy to \mathbf{k} due to a triad with one leg \mathbf{k}_1 and the other \mathbf{k}_2 . To symmetrize the triad interaction functions and to make the triad in the form $\mathbf{k} + \mathbf{k}_1 + \mathbf{k}_2 = \mathbf{0}$, we use $\zeta_k = \zeta_{-k}^*$, $p_k = p_{-k}^*$ and $\chi_k = \chi_{-k}^*$. Then, the quartic-energy transfers can be represented as the sum of these terms:

$$T_{Kk}^{(4)} = \sum_{k_1, k_2} T_{Kkk_1k_2}^{(4)}, \quad T_{V_s k} = \sum_{k_1, k_2} T_{V_s k k_1 k_2}. \quad (14)$$

The triad interaction function of the total energy is defined as $T_{kk_1k_2} = T_{Kkk_1k_2}^{(4)} + T_{V_s k k_1 k_2}$. The triad interaction function $T_{kk_1k_2}$ is interpreted as the temporal rate of the energy increment at \mathbf{k} due to the interaction among the three wave numbers $\mathbf{k} + \mathbf{k}_1 + \mathbf{k}_2 = \mathbf{0}$. The triad interaction function of the total energy satisfies the detailed energy balance

$$T_{kk_1k_2} + T_{k_1k_2k} + T_{k_2kk_1} = 0. \quad (15)$$

Namely, the triad interaction function shows the interchanges of the energy among wave numbers keeping the sum of the energies of the three wave numbers.

The triad interaction functions have high symmetries. If we define the triad interaction functions in a piecewise way as

$$\tilde{T}_{Kkk_1k_2}^{(4)} = \frac{|\mathbf{k}_1 \times \mathbf{k}_2|^2}{2\rho} p_k \zeta_{k_1} \chi_{k_2} \delta_{\mathbf{k}+\mathbf{k}_1+\mathbf{k}_2, \mathbf{0}}, \quad (16a)$$

$$\tilde{T}_{V_s k k_1 k_2} = -\frac{|\mathbf{k}_1 \times \mathbf{k}_2|^2}{2\rho} \chi_k p_{k_1} \zeta_{k_2} \delta_{\mathbf{k}+\mathbf{k}_1+\mathbf{k}_2, \mathbf{0}}, \quad (16b)$$

then another detailed energy balance holds:

$$\tilde{T}_{Kkk_1k_2}^{(4)} + \tilde{T}_{V_s k k_1 k_2} = 0. \quad (17)$$

This represents that the gain of the kinetic energy at \mathbf{k} and that of the stretching energy at \mathbf{k}_2 have the same absolute value with opposite signs through the triad interaction atomized as Eqs. (16). It indicates the exchange between the kinetic energy and the stretching energy through the triad interaction. The atomized triad interaction function of the total energy is then defined as

$$\tilde{T}_{kk_1k_2} = \tilde{T}_{Kkk_1k_2}^{(4)} + \tilde{T}_{V_s k k_1 k_2}, \quad (18)$$

and the detailed energy balance that is the same as Eq. (15) holds also for $\tilde{T}_{kk_1k_2}$.

The detailed energy balances hold via the triad interaction functions among the Fourier coefficients of the physical variables, ζ_k , p_k , and χ_k . This suggests that the present representation by using these Fourier coefficients is suitable for the analysis of energy budget. Since χ_k is given by the convolution as defined in Eq. (1b), it is consistent with the fact that the nonlinear interactions occur among four waves when the complex amplitudes are used for the governing equation (5).

The azimuthally integrated energy transfers, which are defined in a way similar to the energy spectra, are drawn in Fig. 3. The azimuthally integrated energy transfer $\mathcal{T}(k)$, for example, is defined as $\mathcal{T}(k) = (\Delta k)^{-1} \sum_{k-\Delta k/2 \leq |k'| < k+\Delta k/2} \langle T_{k'} \rangle$. The area between the solid red curve and the zero line at the small wave numbers equals that at the large wave numbers,

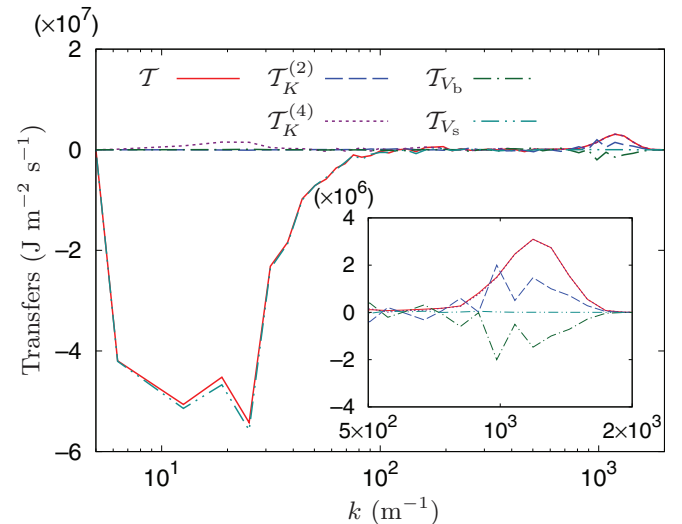


FIG. 3. (Color online) Transfers of the total energy, of the quadratic and quartic parts of the kinetic energy, and of the bending and stretching energies. The inset shows the enlargement at the large wave numbers.

which is enlarged in the inset. This is consistent with energy conservation. The much larger amplitude of $\mathcal{T}(k)$ at the small wave numbers than at the large wave numbers results from the logarithmically scaled horizontal axis. The dissipation scale can be estimated roughly as $k \approx 10^3$, since the total-energy transfer \mathcal{T} becomes large and positive in the wave numbers $256\pi \lesssim k \lesssim 512\pi$. It is also consistent with the exponential decay of the energy spectra in Fig. 1.

Because the quadratic transfers, or transmutations, can be rewritten as $T_{Kk}^{(2)} = -T_{V_bk} = -\omega_k^2 \text{Im}(a_k a_{-k})$, the result $\text{Im}(C_{Ck}) \approx 0$ shown in Fig. 2 is equivalent to the fact that both $\mathcal{T}_K^{(2)}(k)$ and $\mathcal{T}_{V_b}(k)$ are almost 0 over all the wave numbers. Namely, the relatively large values of $\mathcal{T}_K^{(2)}(k)$ and $\mathcal{T}_{V_b}(k)$ observed at the large wave numbers are caused by the statistical fluctuations, and they will diminish as the number of realizations increases.

Energy is transferred among wave numbers by the quartic parts, i.e., $\mathcal{T}_K^{(4)}(k)$ and $\mathcal{T}_{V_s}(k)$. Note that $\mathcal{T}^{\text{WTT}}(k) = \mathcal{T}_K^{(4)}(k)$. At the small wave numbers the transfer of the stretching energy $\mathcal{T}_{V_s}(k)$ is dominant in that of the total energy $\mathcal{T}(k)$, and is negative. In this region, the energy excited by the external force is carried to the inertial subrange by $\mathcal{T}_{V_s}(k)$. In the statistically steady state, the negative energy transfer is canceled by the input due to the external force. All the energy transfers are close to 0 in the inertial subrange. On the other hand, at the large wave numbers, the quartic-energy transfer of the kinetic energy $\mathcal{T}_K^{(4)}(k)$ accounts for most of $\mathcal{T}(k)$, and is positive. The positive energy transfer is canceled by the output due to the dissipation. Namely, the wave field receives energies as the stretching energy from the external force, the kinetic energy, and the stretching energy are transferred to the small scales, and the wave field dissipates energies through the kinetic energy.

The conservation of the total energy leads to the continuity of energy in the wave-number space:

$$\frac{\hat{d}E_k}{\hat{d}t} + \nabla_k \cdot \mathbf{P}_k = T_k + \nabla_k \cdot \mathbf{P}_k = 0. \quad (19)$$

Here, \mathbf{P}_k is the two-dimensional flux of the total energy, and $\nabla_k \cdot$ is the divergence operator in the wave-number space. The locality of the energy cascade due to the nonlinear interactions is assumed. In the statistically isotropic system, the continuity equation of energy is given by the azimuthal integration of Eq. (19) as

$$\mathcal{T}(k) + \frac{\partial \mathcal{P}(k)}{\partial k} = 0. \quad (20)$$

Then, the total-energy flux $\mathcal{P}(k)$ can be represented by using the total-energy transfer and has the indefiniteness of constants of the integration. When we set the flux to be 0 at the smallest wave number, the flux is defined as

$$\mathcal{P}(k) \equiv - \int_0^k \mathcal{T}(k') dk'. \quad (21)$$

Energy conservation guarantees $\mathcal{P}(\infty) = 0$, which allows us to rewrite the flux as $\mathcal{P}(k) = \int_k^\infty \mathcal{T}(k') dk'$.

On the other hand, the flux of the quadratic energy is simply defined in terms of \mathcal{T}^{WTT} as

$$\mathcal{P}^{\text{WTT}}(k) \equiv - \int_0^k \mathcal{T}^{\text{WTT}}(k') dk'.$$

However, this quantity does not represent the flux of the quadratic energy, since the quadratic energy is not conserved. Because the flux of the quadratic energy is ill-defined, we here refer to it as ‘‘pseudo-flux’’ of the quadratic energy. The nonconservation of the quadratic energy results in $\mathcal{P}^{\text{WTT}}(k) \neq \int_k^\infty \mathcal{T}^{\text{WTT}}(k') dk'$, and $\mathcal{P}^{\text{WTT}}(0)$ and $\mathcal{P}^{\text{WTT}}(\infty)$ cannot both be 0 at the same time.

In WTT, the quadratic energy is conserved under the kinetic equation. Therefore, \mathcal{P}^{WTT} is physically meaningful only in the weakly nonlinear limit. However, this can be extended to neither the finite nonlinearity nor Hamiltonian systems which generally consist of both resonant and nonresonant terms. In the earlier studies, nonetheless, \mathcal{P}^{WTT} has been considered as the energy flux in weak turbulence, while, in fact, only the total-energy flux \mathcal{P} is physically meaningful.

The pseudo-flux of the quadratic energy in WTT is equal to the quartic part of the pseudo-flux of the kinetic energy. To break the energy flux \mathcal{P} into elements, we forcibly define the pseudo-fluxes of the decomposed energies in Eq. (12) as

$$\mathcal{P}_i(k) \equiv - \int_0^k \mathcal{T}_i(k') dk',$$

similarly to \mathcal{P}^{WTT} . It is cautioned again that we cannot expect the conservation of the decomposed energies, and the above definition is merely an expedience for comparison with the earlier studies.

The total-energy flux and these pseudo-fluxes are drawn in Fig. 4. The total-energy flux \mathcal{P} is 0 at the maximal wave number, while the pseudo-fluxes are not 0 there. The non-zero value of $\mathcal{P}^{\text{WTT}} = \mathcal{P}_K^{(4)}$ at the maximal wave number results from the nonconservation of the quadratic energy, and it was observed also in the MMT model [16]. Furthermore, the value of $\mathcal{P}^{\text{WTT}} = \mathcal{P}_K^{(4)}$ in the inertial subrange seems to be slightly negative, which is opposite to that of the true energy flux \mathcal{P} , although, of course, its sign as well as its value depends on the boundary condition for \mathcal{P}^{WTT} .

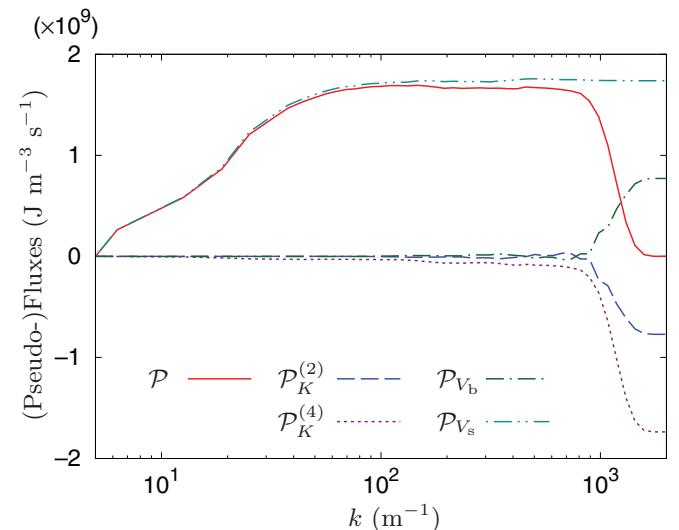


FIG. 4. (Color online) Flux of the total energy, and pseudo-fluxes of the quadratic and quartic parts of the kinetic energy, and of the bending and stretching energies.

The weakly nonlinear spectrum and the strongly nonlinear spectrum are respectively observed at the large wave numbers and at the small wave numbers in Fig. 1. In spite of the coexistence of the weakly and strongly nonlinear regimes, the total-energy flux \mathcal{P} is almost constant in the inertial subrange by definition in the statistically steady state. The total-energy flux that is constant and positive in the inertial subrange indicates the forward energy cascade. One may naively predict that the energy flux \mathcal{P} changes according to the flexion of $\mathcal{E}(k)$ or at the intersection of $\mathcal{V}_b(k)$ and $\mathcal{V}_s(k)$ in Fig. 1. Moreover, one might expect that the large energy flux and the small energy flux are respectively observed at the strongly nonlinear small wave numbers and at the weakly nonlinear large wave numbers. However, in fact, the energy flux in the statistically steady state is constant in the inertial subrange, where neither the external force nor the dissipation affects it.

IV. CONCLUDING REMARKS

In this paper, the energy is decomposed into the kinetic, bending, and stretching energies in the elastic-wave turbulence governed by the Föppl–von Kármán (FvK) equation. The Fourier coefficient of the Airy stress potential appropriately gives the nonlinear energy, i.e., the stretching energy, for a single wave number in the elastic waves. The complex amplitude a_k has been introduced as an elementary wave to apply the random phase approximation in researches of weak turbulence. In fact, a_k has clear physical meaning in analogy with the wave action, and gives the sophisticated formalism in the weak turbulence theory (WTT). However, the use of the Fourier coefficients of physical variables, ζ_k , p_k , and χ_k , is natural for evaluation of energy, since the nonlinear energy expressed by a_k is given by the convolution.

By the energy decomposition analysis, it was found that the kinetic energy and the stretching energy are much larger than the bending energy in the (relatively) strongly nonlinear regime, while the bending energy comparable with the kinetic energy is much larger than the stretching energy in the weakly nonlinear regime. The imbalance between the kinetic and bending energies results from the strong correlation between a_k and a_{-k} . In fact, $a_k \approx -a_{-k}^*$ in the strongly nonlinear regime. Although one may expect a distinctive structure in the real space due to this correlation, it is not so easy to identify it because of the cumulative effect of all active modes. Namely, the summation of all active modes including phase correlation makes the real-space structure. It is our future work to clarify such properties.

The so-called S theory is developed to explain the strong pairing between a_k and a_{-k} in the spin waves under strong parametric excitation [23]. In this case, the interactions among pairs are more essential than those among elementary waves. The external force in the present study is not parametric, although the pairing plays an important role in the strongly nonlinear regime. Independently of the S theory, the pairing itself might be essential for the energy budget, because the nonlinear terms appear as $(a_k + a_{-k}^*)$ in the governing equation.

As a result of the single-wave-number representation of the nonlinear energy, we have succeeded in obtaining the analytical expression of the energy budget in the

elastic-wave-turbulence system. The quadratic-energy transfers, which are the quadratic part of the kinetic-energy transfer and the bending-energy transfer, transmute the energies for a wave number. Since the quartic part of the kinetic-energy transfer and the stretching-energy transfer are of the same quartic order as the complex amplitude, both energy transfers should not be discriminated even in the weakly nonlinear limit. The analytical expression of the energy budget shows that the total-energy transfer, which is sum of the quartic-energy transfers, satisfies the detailed energy balance. These facts indicate that the stretching energy is as essential as the kinetic energy in considering the energy budget, although the order of the stretching energy [$O(|a|^4)$] is higher than that of the kinetic energy [$O(|a|^2)$] in the complex-amplitude representation. It was numerically found in the present system that the energy is input into the system through the stretching-energy transfer at small wave numbers, and dissipated through the quartic part of the kinetic-energy transfer at large wave numbers.

The energy transfer is defined as the rate of change of the energy, and it holds independently from the total-energy conservation. On the other hand, the energy flux is defined based on the continuity equation of energy. Therefore, while the decomposed-energy transfer can reflect the energy budget, the decomposed-energy flux cannot. It follows that only the total-energy flux is the actual flux. It is indispensable to include the nonlinear energy properly to satisfy energy conservation and to obtain the total-energy flux. In order to compare with previous researches, we introduced and examined the pseudo-fluxes as well, although they are not actual but spurious, since the conservation of energy on which the fluxes rely does not hold for each decomposed energy.

We have succeeded in evaluating the well-defined total-energy flux directly by using the analytical expression of the total-energy transfer due to the nonlinear interactions. The total-energy flux evaluated by the nonlinear terms is positively constant in the inertial subrange, and it indicates the forward energy cascade. The fluxes of the quadratic energies reported in various wave-turbulence systems [16,17] have physical meaning only in the weakly nonlinear limit. Because the external force used in Ref. [13] directly excites only the linear energy, which is the kinetic energy, the expression of the cumulative energy input $\tilde{\mathcal{F}}(k)$ is indistinguishable from the one where the nonlinear energy is not considered. This approach conceals the energy budget in the inertial subrange, and loses the distinction between the quadratic and quartic energies. For a general external force that may excite the nonlinear energy directly, the stretching-energy transfer should be taken into account, as pointed out above in the present paper. Note that $\tilde{\mathcal{F}}(k) - \tilde{\mathcal{D}}(k)$, which is used as a total-energy flux in the same reference [13], is always constant in the inertial subrange when both the external force and the dissipation are localized in the wave-number space, and hence the energy cascade cannot be examined by such flux. The analytical expression of the energy flux obtained from the nonlinear terms in the governing equation is necessary to investigate the wave-turbulence statistics in the inertial subrange.

Although one may expect to evaluate the energy flux by using the expression based on the two-point structure functions in the real space, as is usually done in analyses of hydrodynamic turbulence, it may be difficult to evaluate

those for the nonlinear energy in wave systems. This is because the nonlinearity in such systems appears as the higher-order expansion of the complex amplitudes, in contrast with the success of the Kármán-Howarth relation in the Navier-Stokes turbulence where the total energy is represented in the quadratic form. One might be able to find alternative ways to go beyond in this direction by introducing adequate modes of physical quantities.

It is of interest that the total-energy fluxes are nearly equal in both weak and strong turbulence regimes while the two regimes coexist in the inertial subrange. This may show another mechanism than those considered in the critical balance, e.g., turning of the energy transfer in quasi-geostrophic turbulence, since the present system is statistically isotropic in contrast with those where the critical balance is predicted [24].

ACKNOWLEDGMENTS

Numerical computation in this work was carried out at the Yukawa Institute Computer Facility. This work was partially supported by JSPS KAKENHI Grant No. 25400412.

APPENDIX: HAMILTONIAN STRUCTURE EXPRESSED IN TERMS OF COMPLEX AMPLITUDE

The complex amplitude a_k introduced in Eq. (3) plays a role as a canonical variable,

$$i \frac{da_k}{dt} = \frac{\delta \mathcal{H}}{\delta a_k^*},$$

because the Hamiltonian can be rewritten in terms of the complex amplitude as

$$\begin{aligned} \mathcal{H} = & \sum_k \omega_k |a_k|^2 + \sum_{k+k_1-k_2-k_3=0} W_{k_2 k_3}^{k k_1} a_k a_{k_1} a_{k_2}^* a_{k_3}^* \\ & + \sum_{k-k_1-k_2-k_3=0} (G_{k_1 k_2 k_3}^k a_k a_{k_1}^* a_{k_2}^* a_{k_3}^* + \text{c.c.}) \\ & + \sum_{k+k_1+k_2+k_3=0} (R_{k k_1 k_2 k_3} a_k a_{k_1} a_{k_2} a_{k_3} + \text{c.c.}). \quad (\text{A1}) \end{aligned}$$

The second, third, and fourth terms respectively show the $2 \leftrightarrow 2$, $1 \leftrightarrow 3$, and $0 \leftrightarrow 4$ interactions of the four-wave interactions, and $W_{k_2 k_3}^{k k_1}$ ($= W_{k_2 k_3}^{k k_1*}$), $G_{k_1 k_2 k_3}^k$, and $R_{k k_1 k_2 k_3}$ are the matrix elements of the interactions. Note that the interactions include both resonant and non-resonant interactions. Only under the kinetic equation of WTT, where only the resonant terms are retained, is the quadratic energy conserved.

The third and fourth terms of the Hamiltonian (A1) are rarely taken into account in the literature [9], because these terms can often be reduced by a canonical transformation in the weak turbulence regime of most wave-turbulence systems [25]. In the elastic-wave turbulence, the fourth term can be reduced, but the third term cannot be as known from the linear dispersion relation (2), which allows the $1 \leftrightarrow 3$ resonant interactions. The $1 \leftrightarrow 3$ interactions of the Hamiltonian results in the $1 \leftrightarrow 3$ resonant interactions in the kinetic equation. This indicates that the wave action is not conserved even according to its kinetic equation in WTT. The existence of the $1 \leftrightarrow 3$ resonant interactions is one of the distinctive feature of the present system [18].

-
- [1] L. D. Landau and E. M. Lifshitz, *Theory of Elasticity* (Butterworth-Heinemann, Oxford, 1986).
 - [2] B. Audoly and Y. Pomeau, *Elasticity and Geometry* (Oxford University Press, Oxford, 2010).
 - [3] R. H. Kraichnan and R. Panda, *Phys. Fluids* **31**, 2395 (1988); R. B. Pelz, V. Yakhot, S. A. Orszag, L. Shtilman, and E. Levich, *Phys. Rev. Lett.* **54**, 2505 (1985); W. T. Ashurst, A. R. Kerstein, R. M. Kerr, and C. H. Gibson, *Phys. Fluids* **30**, 2343 (1987).
 - [4] W. H. Matthaeus, W. T. Stribling, D. Martinez, S. Oughton, and D. Montgomery, *Phys. Rev. Lett.* **66**, 2731 (1991); S. Riyopoulos, A. Bondeson, and D. Montgomery, *Phys. Fluids* **25**, 107 (1982); D. Montgomery, W. H. Matthaeus, W. T. Stribling, D. Martinez, and S. Oughton, *Phys. Fluids A* **4**, 3 (1992).
 - [5] D. Cai, A. J. Majda, D. W. McLaughlin, and E. G. Tabak, *Physica D* **152–153**, 551 (2001).
 - [6] V. E. Zakharov, O. A. Vasilyev, and A. I. Dyachenko, *JETP Lett.* **73**, 63 (2001).
 - [7] N. Yokoyama and M. Takaoka, *Phys. Rev. E* **89**, 012909 (2014).
 - [8] A. N. Kolmogorov, Dokl. Akad. Nauk. SSSR **30**, 299 (1941).
 - [9] V. E. Zakharov, V. S. L'vov, and G. Falkovich, *Kolmogorov Spectra of Turbulence I: Wave Turbulence* (Springer-Verlag, Berlin, 1992).
 - [10] D. Resio and W. Perrier, *J. Fluid Mech.* **223**, 603 (1991).
 - [11] U. Frisch, *Turbulence: The Legacy of A. N. Kolmogorov* (Cambridge University Press, Cambridge, 1995).
 - [12] A. Boudaoud, O. Cadot, B. Odille, and C. Touz , *Phys. Rev. Lett.* **100**, 234504 (2008); N. Mordant, *ibid.* **100**, 234505 (2008).
 - [13] B. Miquel, A. Alexakis, and N. Mordant, *Phys. Rev. E* **89**, 062925 (2014).
 - [14] T. Humbert, O. Cadot, G. D ring, C. Josserand, S. Rica, and C. Touz , *Europhys. Lett.* **102**, 30002 (2013).
 - [15] P. Denissenko, S. Lukaschuk, and S. Nazarenko, *Phys. Rev. Lett.* **99**, 014501 (2007); L. Deike, M. Berhanu, and E. Falcon, *Phys. Rev. E* **89**, 023003 (2014).
 - [16] B. Rumpf and L. Biven, *Physica D* **204**, 188 (2005).
 - [17] A. N. Pushkarev and V. E. Zakharov, *Physica D* **135**, 98 (2000); A. I. Dyachenko, A. O. Korotkevich, and V. E. Zakharov, *Phys. Rev. Lett.* **92**, 134501 (2004); S. Y. Annenkov and V. I. Shrira, *ibid.* **96**, 204501 (2006).
 - [18] G. D ring, C. Josserand, and S. Rica, *Phys. Rev. Lett.* **97**, 025503 (2006).
 - [19] P. Cobelli, P. Petitjeans, A. Maurel, V. Pagneux, and N. Mordant, *Phys. Rev. Lett.* **103**, 204301 (2009); N. Mordant, *Eur. Phys. J. B* **76**, 537 (2010).
 - [20] B. Miquel and N. Mordant, *Phys. Rev. Lett.* **107**, 034501 (2011).
 - [21] B. Miquel, A. Alexakis, C. Josserand, and N. Mordant, *Phys. Rev. Lett.* **111**, 054302 (2013).
 - [22] N. Yokoyama and M. Takaoka, *Phys. Rev. Lett.* **110**, 105501 (2013).
 - [23] V. E. Zakharov, V. S. L'vov, and S. S. Starobinets, *J. Exp. Theor. Phys.* **32**, 656 (1971).
 - [24] S. Nazarenko, *Wave Turbulence* (Springer, Heidelberg, 2011).
 - [25] V. P. Krasitskii, *J. Fluid Mech.* **272**, 1 (1994).