

Title	Probabilistic Dynamic Framed Slotted ALOHA for RFID Tag Identification
Author(s)	Nguyen, Chuyen T.; Hayashi, Kazunori; Kaneko, Megumi; Popovski, Petar; Sakai, Hideaki
Citation	Wireless Personal Communications (2013), 71(4): 2947-2963
Issue Date	2013-08
URL	http://hdl.handle.net/2433/190959
Right	The final publication is available at Springer via http://dx.doi.org/10.1007/s11277-012-0981-z
Type	Journal Article
Textversion	author

Probabilistic Dynamic Framed Slotted ALOHA for RFID Tag Identification

Chuyen T. Nguyen · Kazunori Hayashi ·
Megumi Kaneko · Petar Popovski · Hideaki
Sakai

Received: date / Accepted: date

Abstract In this paper, we study Radio Frequency Identification (RFID) tag identification problems using Framed Slotted ALOHA (FSA) protocol. Each tag will be assumed to participate in the contention with a certain probability. Then, the frame size and the probability will be dynamically controlled by the reader in every reading round so that all the tags can be detected in a short period of time. Moreover, we propose a practical way of controlling the probability in terms of transmit power control, assuming Additive White Gaussian Noise (AWGN) channel or flat Rayleigh fading channel. Computer simulation results demonstrate the effectiveness of the proposed method.

Keywords RFID · tag identification · framed slotted ALOHA · transmit power control

1 Introduction

Radio Frequency Identification (RFID) technology has become very popular in many applications of identifying objects automatically. Some of them are inventory control and tracking, medical patient management and security check [1]-[3]. In RFID systems, the reader tries to identify all tags by firstly transmitting an inquiring command to initiate the communication, and then, upon hearing the reader's command, tags respond with their IDentity (ID). However, as multiple tags may respond to the reader simultaneously, the tags' replied packets will collide and be lost. To overcome this

Part of this paper was presented at IEEE Asia Pacific Wireless Communication Symposium 2011

Chuyen T. Nguyen · Kazunori Hayashi · Megumi Kaneko · Hideaki Sakai
Graduate School of Informatics, Kyoto University, Yoshida Honmachi Sakyo-ku, Kyoto, 606-8501, Japan.
E-mail: ntchuyen@sys.i.kyoto-u.ac.jp

kazunori@i.kyoto-u.ac.jp · meg@i.kyoto-u.ac.jp · hsakai@i.kyoto-u.ac.jp ·
Petar Popovski
Department of Electronic Systems, Aalborg University, Niels Jernes Vej 12, DK 9220 Aalborg, Denmark.
E-mail: petarp@es.aau.dk

challenge, some anti-collision identification algorithms, which can be classified into two main approaches: tree-based [4] (binary tree) and ALOHA-based [5] (Framed Slotted ALOHA), are proposed.

The binary tree algorithm is adopted by the international standard ISO 18000-6B [6], which is based on tree searching [7]. In the algorithm, colliding tags in a time slot continuously try to re-respond to the reader by selecting one of the two successive time slots until they succeed. Also, in order to cope with limitations of RFID systems such as constraints on memory and computational capabilities, a few variants of the algorithm, which are Binary Search [1], Query-Tree [8], and Binary Tree Traversal [9], have been implemented. The binary tree algorithm is efficient when the number of tags is small, however, it experiences consecutive collisions, which is subject to a longer identification time comparing to ALOHA-based algorithms, for a large tag cardinality. Indeed, it is proved in [10] that the total identification time for the binary tree algorithm is more than that for the Framed Slotted ALOHA (FSA) algorithm to complete the identification process. Moreover, the binary tree algorithm requires much more reading rounds than FSA algorithm, which results in larger overhead. Due to the simplicity and robustness, ALOHA-based algorithms are widely used in RFID standards [11].

In FSA-based tag identification algorithms, the reader probes the tags using a frame composed of time slots, where each tag randomly picks a slot in the frame to transmit, which is referred as a contention process. To improve the efficiency of the algorithms, Dynamic Framed Slotted ALOHA (DFSA) protocol [12]-[17] is proposed in which the frame size is dynamically controlled by the reader in every reading round depending on the observed slots. Two common methods for controlling the frame size in DFSA are Q algorithm [14] and Log algorithm [15]. Specifically, in Q algorithm, the next frame size is determined based on the observed number of empty, collision slots in the current reading round, while in Log algorithm, the frame size is found using the estimated number of undetected tags. In fact, it is proved that optimal system efficiency, in which the number of detected tags is maximum in each reading round, can be obtained when the frame size is equal to the number of tags. However, the optimality is difficult to achieve in practice because the total number of tags is unknown a priori. Moreover, as the total number of tags is increased, the protocol becomes usually inefficient since the choice of the frame size is limited due to hardware constraints [18], [19], although a very large tag cardinality could be estimated by extracting the information from collisions with Lottery Frame (LoF) protocol [20]. Indeed, in [18] and [21], the frame sizes are under the form 2^Q where the maximal values of Q are set to 256 and 512 respectively.

There are some methods dealing with this problem. For example, in [22], transmit power can be controlled to cluster the tags in distance ascending order from the reader, however, this method is only applied to tree-based algorithms. Note that the reader could utilize both the tree-based and ALOHA-based algorithms, in which tags are first split into multiple subgroups through the tree-based algorithm with binary suffix strings, and then the ALOHA-based algorithm is used to identify tags in each subgroup [23]. However, when the number of tags is very large, the splitting process, which is based on the estimate of the tag cardinality, could not be efficient because the estimate is usually inaccurate, while it also takes much time before the usage of

the ALOHA-based algorithm. Another approach is deploying multiple readers with overlapping interrogation zones [24], [25], but the disadvantages of these methods are high cost, system complexity, reader-to-reader interference [26] and the readers' optimal placement [27], [28]. On the other hand, M. Kodialam et al. [30] propose a protocol using a probability, which is called Probabilistic Framed Slotted ALOHA (PFSA), in order to deal with the tag set cardinality estimation problem when the total number of tags is very large. In this case, the reader may inform a fixed frame size L and a parameter $p \in (0, 1]$ and then, each tag is assumed to participate in the contention process with the probability p . However, the scope of [30] is mainly focused on the tag set cardinality estimation, while the tag identification problem is not investigated in the paper, although it is straightforward to apply PFSA to the identification problem.

In this paper, we study the tag identification problem in a situation that the number of tags might be much greater than the maximal frame size. For a given way of estimating the tag cardinality, the optimal system efficiency can be obtained in each reading round, regardless of the limitedly chosen frame sizes, by the proposed protocol: Probabilistic Dynamic Framed Slotted ALOHA (PDFSA), where the definition of the transmission probability p is utilized. In particular, the frame size and the transmission probability are controlled in each reading round in order to maximize the Channel Usage Efficiency (CUE), which is defined as a ratio of average number of singleton slots to the frame size by which all the tags can be detected in a short period of time. Moreover, we propose a practical way of implementing PDFSA using transmission power control, assuming Additive White Gaussian Noise (AWGN) channel or flat Rayleigh fading channel. Computer simulations will be performed proving the effectiveness of the proposed method comparing to conventional methods.

The rest of this paper is organized as follows. In Sect. 2, the system model and the conventional approaches are described. Sections 3 and 4 provide the proposed method in detail and simulation results are shown in Sect. 5. Finally, we conclude in Sect. 6.

2 System Model and Conventional Approaches

2.1 System Model

The considered RFID system consists of a reader and n unknown tags. In the r^{th} reading round, the reader first transmits a time slotted frame with size L_r . Then, each tag randomly selects one of the available time slots and transmits its ID at the selected time slot [16]. After reception of IDs at the reader, if a slot j has no transmission or only one transmission, then we refer to this slot as an empty or singleton slot, respectively. If multiple tags transmit in the same slot j , we refer to slot j as a collision slot. The reader observes E_r empty, S_r singleton and C_r collision slots where $L_r = E_r + S_r + C_r$. The reading process is repeated until all the tags are identified. Note that, the frame size is limited due to hardware constraints and in this paper, it is under the form of 2^Q [21], where $Q = 0, 1, 2, \dots, 8$.

2.2 Conventional Approaches

2.2.1 DFSA

In DFSA protocol, the frame size is dynamically controlled in each reading round for efficient tag identification. In particular, in the r^{th} reading round, the Channel Usage Efficiency (CUE) [16] is defined by the expected value of the number of singleton slots \bar{S}_r divided by the frame size L_r as

$$\text{CUE} = \frac{\bar{S}_r}{L_r} = \frac{n_r}{L_r} \left(1 - \frac{1}{L_r}\right)^{n_r-1}, \quad (1)$$

where n_r is the number of undetected tags before r^{th} reading round. In order to obtain the optimal CUE, the derivative of (1) with respect to L_r is set to zero by continuous relaxation, which results in $L_r = n_r$. Then, Log algorithm [15] determines the frame size by

$$L_r = 2^{\text{round}(\log_2(n_{\text{est},r}))}, \quad (2)$$

where $\text{round}(X)$ rounds the value of X to the nearest integer, and $n_{\text{est},r}$ is the estimate of n_r , which can be found by Schoute method [31] or Vogt [18] method. Specifically, using Vogt method, $n_{\text{est},r}$ can be found by minimizing the distance between the actual and the theoretical reading results E_{r-1} , S_{r-1} , C_{r-1} as

$$n_{\text{est},r} = \arg \min_{n_r} \left\{ (\bar{E}_{r-1} - E_{r-1})^2 + (\bar{S}_{r-1} - S_{r-1})^2 + (\bar{C}_{r-1} - C_{r-1})^2 \right\} - S_{r-1}, \quad (3)$$

where \bar{E}_{r-1} , \bar{S}_{r-1} , \bar{C}_{r-1} are the expected values of E_{r-1} , S_{r-1} , C_{r-1} respectively i.e., $\bar{E}_{r-1} = L_{r-1}(1 - 1/L_{r-1})^{n_r}$, $\bar{S}_{r-1} = n_r(1 - 1/L_{r-1})^{n_r-1}$ and $\bar{C}_{r-1} = L_{r-1} - \bar{E}_{r-1} - \bar{S}_{r-1}$. In Schoute method, the frame size is assumed to be chosen such that the number of tags responding to the reader in each slot is Poisson distributed with mean 1, which is valid if the frame size is equal to the number of undetected tags. Then, n_r is estimated by

$$n_{\text{est},r} = 2.39C_{r-1}. \quad (4)$$

On the other hand, the frame size can also be determined by Q algorithm [14], which sets L_r to $2L_{r-1}$, $L_{r-1}/2$, or L_{r-1} depending on the observed number of empty, singleton and collision slots

$$L_r = \begin{cases} 2L_{r-1} & \text{if } I_{r-1} \geq 1, \\ L_{r-1} & \text{if } I_{r-1} = 0, \\ L_{r-1}/2 & \text{if } I_{r-1} \leq -1, \end{cases} \quad (5)$$

where $I_{r-1} = \text{round}[(C_{r-1} - E_{r-1})k]$ and k is a constant ($0.1 \leq k \leq 0.5$).

Figure 1 shows a simple example of the identification process with DFSA. The initial frame size is set to $L_1 = 2$ and the tags respond by sending their ID in the chosen time slots. After the first reading round, tags 1, 3 and 2, 4 cause two collisions since they transmit their ID at the same time and hence, $E_1 = 0$, $S_1 = 0$ and $C_1 = 2$. In the second reading round, by Log algorithm using Schoute estimate, the reader determines a new frame size $L_2 = 4$. In this case, all the tags are identified and $E_2 = 0$, $S_2 = 4$, $C_2 = 0$.

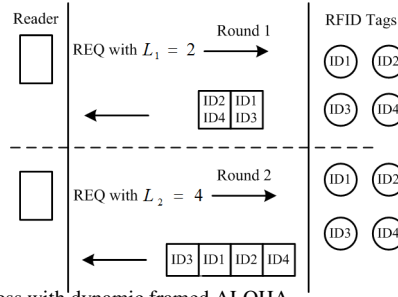


Fig. 1 Anticollision process with dynamic framed ALOHA

Table 1 Estimators of n with PFSA

Estimator	
PZE n_e	$e^{-(pn_c/L)} = E/L$
PCE n_c	$1 - (1 + (pn_c/L))e^{-(pn_c/L)} = C/L$

2.2.2 PFSA

PFSA protocol deals with the tag set cardinality estimation problem using a fixed frame size i.e., $L_r = L$, which might be smaller than the total number of tags. Assuming each tag decides to contend in the frame with a probability p , two tag set cardinality estimators: Probabilistic Zero Estimator (PZE) and Probabilistic Collision Estimator (PCE) are derived using the empty and collision slots, which are described in Table 1, where n_e (n_c) is the number of tags estimated by PZE (PCE) estimator. The optimal probabilities corresponding to PZE and PCE are determined by minimizing the variance of the estimators.

3 Proposed Protocol: PDFSA

In this section, we propose the PDFSA protocol, which can be considered as an extension of DFSA and PFSA, to deal with the tag identification problem in the case where the total number of tags is large.

3.1 PDFSA

In the proposed protocol, the reader probes the tags by broadcasting the frame size and a parameter $p \in (0, 1]$ called transmission probability. Then, each tag contends in the frame with probability p , and if it decides to contend, randomly picks up one of the slots to respond. This reading process, where the frame size and the transmission probability are dynamically controlled, is repeated until all the tags are identified.

Suppose that in the r^{th} reading round, using the frame size L_r and the transmission probability p_r , the reader obtains E_r empty, S_r singleton and C_r collision slots, where

Algorithm 1 Log-based PDFSA

```

1: Initialize  $L_r, p_r = 1$  for the first reading round ( $r = 1$ ), and observe  $E_1, S_1$  and  $C_1$ 
2: while at least one tag is not identified do
3:    $r = r + 1$ 
4:   Find  $n_{\text{est},r}$  and  $L_r = 2^{\lfloor \log_2(n_{\text{est},r}) \rfloor}$  (if  $n_{\text{est},r} < 1$  then  $L_r = 1$ )
5:    $p_r = \min\left(1, \frac{L_r}{n_{\text{est},r}}\right)$ 
6:   Broadcast  $L_r$  and  $p_r$ , and observe  $E_r, S_r$  and  $C_r$ 
7: end while

```

$L_r = E_r + S_r + C_r$. The CUE can be written as

$$\text{CUE} = \frac{\bar{S}_r}{L_r} = \frac{n_r p_r}{L_r} \left(1 - \frac{p_r}{L_r}\right)^{n_r - 1}. \quad (6)$$

Setting the derivative of (6) with respect to p_r to be zero, we obtain

$$\frac{\partial(\text{CUE})}{\partial p_r} = \frac{n_r}{L_r^2} \left(1 - \frac{p_r}{L_r}\right)^{n_r - 2} (L_r - p_r n_r) = 0,$$

or equivalently

$$L_r = p_r n_r. \quad (7)$$

We see that for a given L_r , if p_r is chosen to satisfy (7), the CUE and hence the number of tags detected in the frame is maximized. Also, with L_r and p_r satisfying (7), we have

$$\text{CUE} = \left(1 - \frac{1}{n_r}\right)^{n_r - 1} \rightarrow \frac{1}{e} \quad (n_r \rightarrow \infty).$$

In order to satisfy (7), L_r has to be smaller than n_r , because p_r can only take the value in $(0, 1]$. On the other hand, from a viewpoint of the overhead required for each reading round, L_r should be set as large as possible in order to reduce the number of reading rounds. Thus, in the proposed protocol, L_r is determined by

$$L_r = 2^{\lfloor \log_2(n_{\text{est},r}) \rfloor}, \quad (8)$$

where $n_{\text{est},r}$ is the estimate of n_r , and $\lfloor X \rfloor$ rounds the value of X to the nearest integer less than or equal to X . Note that $n_{\text{est},r}$ can be found by some estimation methods such as Vogt method or Schoute method e.g.,

$$n_{\text{est},r} = \frac{S_{r-1} + 2.39C_{r-1}}{p_{r-1}} - S_{r-1}. \quad (9)$$

The probability p_r used for the r^{th} reading round will be controlled by

$$p_r = \min\left(1, \frac{L_r}{n_{\text{est},r}}\right). \quad (10)$$

The proposed protocol is summarized in Algorithm 1, which is named Log-based PDFSA due to its similarity to the conventional Log algorithm for DFSA.

Another way to control the frame size L_r is to use the idea of conventional Q algorithm for DFSA. Specifically, L_r is controlled as follows

$$L_r = \begin{cases} 2L_{r-1} & \text{if } I_{r-1} \geq 1 \text{ and } n_{\text{est},r} \geq 2L_{r-1}, \\ L_{r-1} & \text{if } I_{r-1} \geq 0 \text{ and } L_{r-1} \leq n_{\text{est},r} < 2L_{r-1}, \\ \frac{L_{r-1}}{2} & \text{if } I_{r-1} \leq 0 \text{ and } \frac{L_{r-1}}{2} \leq n_{\text{est},r} < L_{r-1}, \\ \frac{L_{r-1}}{4} & \text{if } I_{r-1} \leq -1 \text{ and } n_{\text{est},r} < \frac{L_{r-1}}{2}, \end{cases} \quad (11)$$

In this case, the algorithm is called Q-based PDFSA.

4 Implementation of PDFSA using Transmit Power Control

In PDFSA and PFSA protocols, tags need to be smart enough to cope with the transmission probability. Indeed, to implement PFSA for the tag set cardinality estimation, Phillips I-Code RFID smart tags [34], which can hash their IDs into the range $[1, \lceil L/p \rceil]$, where $\lceil X \rceil$ rounds the elements of X to the nearest integers greater than or equal to X , is used in [30]. Then, if the hashed value is smaller than L , the tag responds in the corresponding slot, otherwise it does not respond in the frame, thereby resulting in a transmission probability of $\frac{L}{L/p} = p$. However, since such a processing ability is not equipped in tags of common RFID systems [1], PFSA as well as PDFSA can not be directly applied to existing systems.

Here, we consider a practical way to implement PDFSA in common RFID systems, taking advantage of the fact that, in general, a tag responds to the reader only if its received signal power is strong enough for activation and signal decoding, or in other words, the tag's instantaneous Signal-to-Noise Ratio (SNR) is greater than the tag's sensitivity threshold. Indeed, an European Union tag operating at 868 MHz requires 50 microwatts to respond from a distance of about 3.25 meters, under ideal conditions [19], and hence, transmit power control methods can be used to resolve RFID collision problems [22], [32]. Specifically, in [22], K. Ali et.al. propose a novel approach for solving passive tag collision, namely the Power-based Distance Clustering (PDC) in which transmit power is controlled to cluster and identify the tags in distance ascending order from the reader. In [32], another method called Transmission Power Control for Collision Arbitration (TPC-CA) is proposed to reduce redundant reader collisions. In our algorithm, the transmit power will be utilized to control the number of tags responding to the reader in each reading round such that the expected number of the contention tags is equal to the frame size. On the other hand, since the received SNR largely depends on the assumed channel model, we present transmit power control methods for a flat Rayleigh fading channel model and an AWGN channel model, separately.

4.1 PDFSA in flat Rayleigh fading channel

The propagation model in this subsection will be assumed to be flat Rayleigh fading without effects of path-loss phenomenon. Specifically, the received signal model for

Algorithm 2 TPC/Rayleigh

```

1: Initialize  $L_r, \gamma, P_r = P_{\max}$  for the first reading round ( $r = 1$ ), and observe  $E_1, S_1$  and  $C_1$ 
2: while at least one tag is not identified do
3:    $r = r + 1$ 
4:   Find  $n_{\text{est},r}$  and  $L_r = 2^{\lceil \log_2(n_{\text{est},r}) \rceil}$ 
5:    $P_r = \frac{\gamma N_0}{\log\left(\frac{n_{\text{est},r}}{L_r}\right)}$  (if  $P_r > P_{\max}$  then  $P_r = P_{\max}$ )
6:   Broadcast  $L_r$  using  $P_r$ , and observe  $E_r, S_r$  and  $C_r$ 
7: end while

```

tag i is described as

$$y_i = \sqrt{P}h_i s + v_i, \quad (12)$$

where s , P and h_i are the transmitted signal from the reader with zero mean and unit variance, the transmit power and the fading coefficient with $h_i \sim \mathcal{CN}(0, 1)$, respectively. v_i is an AWGN with $v_i \sim \mathcal{CN}(0, N_0)$. The model will be appropriate for indoor RFID applications where the channel is scattering rich and the transmission is considered to be short range. Tag i 's instantaneous SNR for given h_i can be written as

$$\text{SNR}_i^{\text{Rayleigh}} = \frac{Ph_i^2}{N_0}. \quad (13)$$

Then, suppose that tag i responds to the reader only if its instantaneous SNR is greater than a given threshold i.e., $\text{SNR}_i^{\text{Rayleigh}} > \gamma$, where γ is the tag's sensitivity threshold and is assumed to be the same for every tag. The probability that a tag participates in the contention can be derived as

$$\Pr(\text{SNR}_i^{\text{Rayleigh}} > \gamma) = \int_{\frac{\gamma N_0}{P}}^{\infty} e^{-x} dx = e^{-\frac{\gamma N_0}{P}}. \quad (14)$$

Hence, the transmit power P can be used to control the transmission probability as $p = e^{-\frac{\gamma N_0}{P}}$.

Before the r^{th} reading round, suppose that the observations E_{r-1}, S_{r-1} and C_{r-1} are available so that the total number of undetected tags can be estimated. For example, if we employ Schoute method in (9), we have

$$n_{\text{est},r} = (S_{r-1} + 2.39C_{r-1})e^{\frac{\gamma N_0}{P_{r-1}}} - S_{r-1}, \quad (15)$$

where P_{r-1} is the transmit power in the $(r-1)^{\text{th}}$ reading round. Then, the frame size in the r^{th} reading round L_r can be determined by using (8). Finally, the transmit power is obtained by

$$P_r = \frac{\gamma N_0}{\log\left(\frac{n_{\text{est},r}}{L_r}\right)}. \quad (16)$$

Note that there is a restriction on the maximum transmit power in general, and P_r in (16) might be greater than the maximum value P_{\max} . Thus, if $P_r > P_{\max}$, then we

set $P_r = P_{\max}$. Also, note that we set $P_1 = P_{\max}$ so that as many tags as possible respond to the request to obtain the information of the total number of tags in the range. The algorithm is summarized in Algorithm 2, which we call Transmit Power Control in Rayleigh fading channel (TPC/Rayleigh). In addition, the frame size can also be determined by using (11).

4.2 PDFSA in AWGN channel

In this subsection, all the tags will be assumed to be uniformly distributed in a circle with radius R_1 centered at the reader. The received signal model for tag i in AWGN channel is described as

$$y_i = \sqrt{Pl_i^{-\eta}}s + v_i, \quad (17)$$

where η is the path-loss exponent and l_i is the distance from tag i to the reader. The tag i 's SNR can thus be given by

$$\text{SNR}_i^{\text{AWGN}} = \frac{Pl_i^{-\eta}}{N_0}. \quad (18)$$

We suppose that tag i is in the range covered by the reader with transmit power P if $\text{SNR}_i^{\text{AWGN}}$ is greater than or equal to the threshold γ . In other words, if $P \geq N_0l_i^\eta\gamma$, tag i responds to the reader, otherwise, it does not. Hence, the transmit power can be used to control the number of tags to respond. We denote A_r the area covered by P_r , which is the transmit power of the r^{th} reading round, where all the tags within A_r respond, and $n_{\text{est}}^{A_r}$ the estimated number of undetected tags in A_r . $n_{\text{est}}^{A_r}$ can be obtained by any estimation method such as Vogt method in (3) or Schoute method in (4) using observations E_r , S_r and C_r .

We now describe how to control the frame size and the transmit power in each reading round. In particular, the initial transmit power is set to the maximum value $P_1 = N_0R_1^\eta\gamma := P_{\max}$, which covers the circle with radius R_1 so that all the tags respond. The reader observes E_1 , S_1 , C_1 , and hence the total number of undetected tags $n_{\text{est},2}$ is estimated where $n_{\text{est}}^{A_1} = n_{\text{est},2}$ after the 1st reading round.

In the 2nd reading round, the frame size is determined by $L_2 = 2^{\lceil \log_2(n_{\text{est},2}) \rceil}$. To obtain the optimal CUE, the transmit power P_2 is controlled so that the expected number of tags responding to the reader is equal to the frame size L_2 . On the other hand, since $P_1 = N_0R_1^\eta\gamma$, all tags are detected with the same probability in the 1st reading round regardless of the tags' positions. Thus, the distribution of undetected tags before the 2nd reading round is also uniform, where the estimated number of undetected tags in A_1 ($n_{\text{est}}^{A_1}$) is $n_{\text{est},2}$. In other words, denoting R_2 the communication radius in the 2nd reading round, we have $L_2/n_{\text{est},2} = R_2^2/R_1^2$. Hence, from (18), we obtain $P_2 = P_1(L_2/n_{\text{est},2})^{\eta/2}$. After observing E_2 , S_2 and C_2 , $n_{\text{est}}^{A_2}$ is estimated. Then, the total number of undetected tags in A_1 before the 3rd reading round is estimated as $n_{\text{est},3} = (n_{\text{est}}^{A_2} + S_2)(P_1/P_2)^{2/\eta} - S_2$ since $(P_2/P_1)^{2/\eta}$ is the ratio of the number of undetected tags between A_2 and A_1 . Note that we only use the latest observations

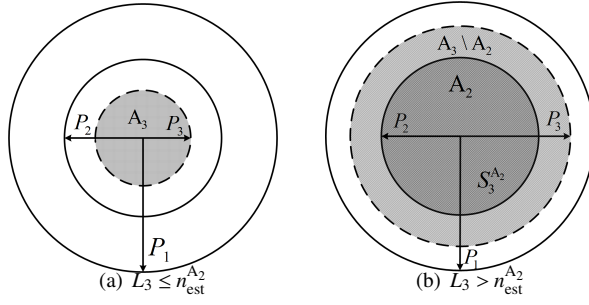


Fig. 2 Transmit power control in AWGN channel-The 3rd reading round

(E_2, S_2, C_2) for the estimation of the number of undetected tags for simplicity, although it could be possible to improve the estimation by using all the observations obtained. At the end of the 2nd reading round, the estimated number of undetected tags in A_1 is updated by $n_{\text{est}}^{A_1} = n_{\text{est},3}$.

In the 3rd reading round, the frame size is determined as $L_3 = 2^{\lceil \log_2(n_{\text{est},3}) \rceil}$, and the transmit power P_3 is also controlled so that the expected number of undetected tags in the communication range is equal to L_3 . We separate this situation into two cases corresponding to the value of L_3 as follows

- $L_3 \leq n_{\text{est}}^{A_2}$:

In this case, P_3 will be set as $P_3 \leq P_2$, as shown in Fig.2(a). Since the tag distribution in A_2 , and hence A_3 , is uniform, P_3 can be determined as $P_3 = \left(L_3 / n_{\text{est}}^{A_2} \right)^{\eta/2} P_2$. Besides, the estimated number of undetected tags outside A_2 is $n_{\text{est}}^{A_1} - n_{\text{est}}^{A_2}$, while the number of undetected tags in A_2 is re-estimated by $\left(n_{\text{est}}^{A_3} + S_3 \right) \left(P_2 / P_3 \right)^{2/\eta} - S_3$. Hence, the estimated total number of undetected tags before the 4th reading round is $n_{\text{est},4} = n_{\text{est}}^{A_1} - n_{\text{est}}^{A_2} + \left(n_{\text{est}}^{A_3} + S_3 \right) \left(P_2 / P_3 \right)^{2/\eta} - S_3$. The numbers of undetected tags in A_1 and A_2 are updated as $n_{\text{est},4}$ and $n_{\text{est}}^{A_2} - S_3$, respectively.

- $L_3 > n_{\text{est}}^{A_2}$:

P_3 will be set to $P_2 < P_3 \leq P_1$ as shown in Fig.2(b). Let $A_x \setminus A_y$ denote the area inside the circle covered by P_x but outside the circle covered by P_y . We can see that the undetected tag density in $A_1 \setminus A_2$ is uniform, while the numbers of undetected tags in $A_1 \setminus A_2$ and $A_3 \setminus A_2$ are $n_{\text{est}}^{A_1} - n_{\text{est}}^{A_2}$ and $L_3 - n_{\text{est}}^{A_2}$, respectively. Thus, P_3 and $n_{\text{est},4}$ can be obtained as

$$P_3 = \left(P_2^{\frac{2}{\eta}} + \frac{\left(L_3 - n_{\text{est}}^{A_2} \right) \left(P_1^{\frac{2}{\eta}} - P_2^{\frac{2}{\eta}} \right)}{\left(n_{\text{est}}^{A_1} - n_{\text{est}}^{A_2} \right)} \right)^{\frac{\eta}{2}}, \quad (19)$$

Algorithm 3 TPC/AWGN

- 1: Initialize $L_r, \gamma, P_r = N_0 R_0^\eta \gamma, \eta = 3$ for the first reading round ($r = 1$), observe E_1, S_1 and C_1 and determine $n_{\text{est},2} = n_{\text{est}}^{A_1}$
 - 2: **while** at least one tag is not identified **do**
 - 3: $r = r + 1$ and $L_r = 2^{\lfloor \log_2(n_{\text{est},r}) \rfloor}$
 - 4: Find P_u, P_v and $P_r = \left(P_u^{\frac{2}{\eta}} + \frac{(L_r - n_{\text{est}}^{A_u}) \left(P_v^{\frac{2}{\eta}} - P_u^{\frac{2}{\eta}} \right)}{n_{\text{est}}^{A_v} - n_{\text{est}}^{A_u}} \right)^{\frac{\eta}{2}}$
 - 5: Broadcast L_r using P_r , and observe E_r, S_r and C_r ($r \geq 2$)
 - 6: $n_{\text{est},r+1} = n_{\text{est}}^{A_1} - n_{\text{est}}^{A_v} + n_{\text{est}}^{A_u} - S_r + \frac{(n_{\text{est}}^{A_r} + S_r - n_{\text{est}}^{A_u}) \left(P_v^{\frac{2}{\eta}} - P_u^{\frac{2}{\eta}} \right)}{P_r^{\frac{2}{\eta}} - P_u^{\frac{2}{\eta}}}$
 - 7: Update $n_{\text{est}}^{A_1}, \dots, n_{\text{est}}^{A_{r-1}}$
 - 8: **end while**
-

and

$$n_{\text{est},4} = n_{\text{est}}^{A_2} - S_3 + \frac{(n_{\text{est}}^{A_3} + S_3 - n_{\text{est}}^{A_2}) \left(P_1^{\frac{2}{\eta}} - P_2^{\frac{2}{\eta}} \right)}{\left(P_3^{\frac{2}{\eta}} - P_2^{\frac{2}{\eta}} \right)}. \quad (20)$$

On the other hand, since all tags in A_3 are detected in the 3rd reading round with the same probability, the numbers of undetected tags in A_1, A_2 are updated as $n_{\text{est},4}, n_{\text{est}}^{A_2} - S_3 n_{\text{est}}^{A_2} / L_3$, respectively.

We now generalize the proposed method to the r^{th} reading round by explaining how to control the frame size L_r and the transmit power P_r . In particular, after the $(r-1)^{\text{th}}$ reading rounds, the estimated total number of undetected tags $n_{\text{est},r}$ is available, so the frame size L_r is determined by $L_r = 2^{\lfloor \log_2(n_{\text{est},r}) \rfloor}$. Then, for given L_r , we find the largest A_u and the smallest A_v such that $n_{\text{est}}^{A_u} < L_r \leq n_{\text{est}}^{A_v}$ (if no such A_u exists, we set $P_u = 0$ and $A_u = \emptyset$). It implies that $P_u < P_r \leq P_v \leq P_1$. As the undetected tag distribution in $A_v \setminus A_u$ is uniform, P_r and $n_{\text{est},r+1}$ are determined by

$$P_r = \left(P_u^{\frac{2}{\eta}} + \frac{(L_r - n_{\text{est}}^{A_u}) \left(P_v^{\frac{2}{\eta}} - P_u^{\frac{2}{\eta}} \right)}{n_{\text{est}}^{A_v} - n_{\text{est}}^{A_u}} \right)^{\frac{\eta}{2}}, \quad (21)$$

and

$$n_{\text{est},r+1} = n_{\text{est}}^{A_1} - n_{\text{est}}^{A_v} + n_{\text{est}}^{A_u} - S_r + \frac{(n_{\text{est}}^{A_r} + S_r - n_{\text{est}}^{A_u}) \left(P_v^{\frac{2}{\eta}} - P_u^{\frac{2}{\eta}} \right)}{P_r^{\frac{2}{\eta}} - P_u^{\frac{2}{\eta}}}. \quad (22)$$

On the other hand, since all tags in A_r are detected in the r^{th} reading round with the same probability, the numbers of undetected tags in A_1, A_b for all $P_v \leq P_b < P_1$, and A_g for all $P_g \leq P_u$ are updated as $n_{\text{est},r+1}, n_{\text{est}}^{A_b} - S_r$, and $n_{\text{est}}^{A_g} - S_r n_{\text{est}}^{A_g} / L_r$, respectively.




Fig. 3 Average number of slots/tag Log based algorithm

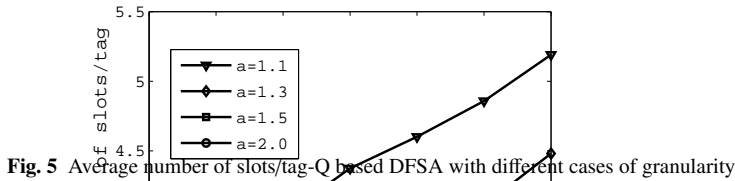
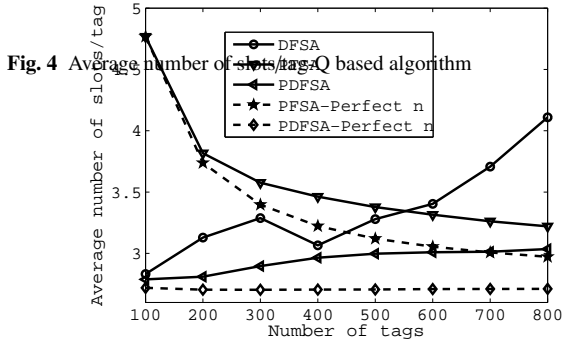
Note that, as mentioned before, the frame size in this algorithm can also be found by (11) while the tag set cardinality can be estimated by any estimation method. The proposed protocol is summarized in Algorithm 3, which we call Transmit Power Control in AWGN channel (TPC/AWGN).

5 Simulation Results

In this section, the performance of the proposed method under different system parameters will be evaluated and compared with that of the conventional DFSA and PFSA via computer simulations. The frame size in PFSA can be an arbitrary constant during the identification process, however, it will be set to the initial frame size of the other methods. On the other hand, the total number of tags is assumed to range from 100 to 800, while the initial and the maximal frame sizes of the proposed method and DFSA are set to 128 and 256, respectively. In order to estimate the tag set cardinality, Vogt method will be utilized for the 1st reading round, while Schoute method is used from the 2nd reading round for simplicity. This is because we cannot assume $L_r = n_r$ or $L_r = p_r n_r$, which are required for Schoute method, in the first reading round. The simulation results are obtained by Monte Carlo method with 10^5 runs.

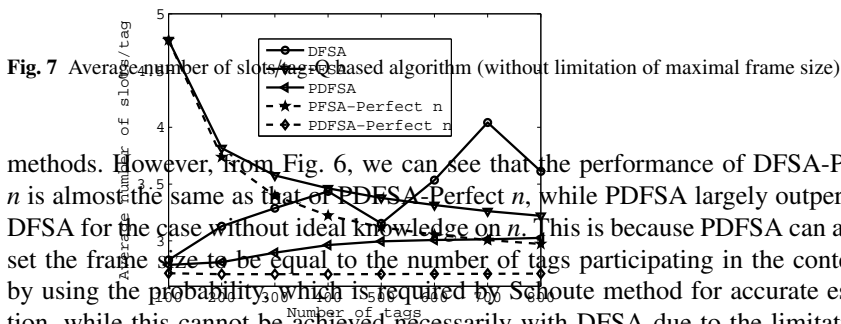
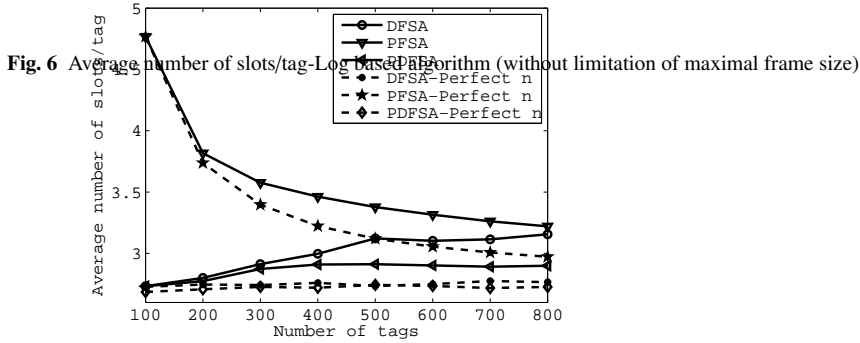
In Fig. 3, we plot the average number of slots taken per tag to identify all the tags versus number of tags of DFSA with Log algorithm, PFSA and Log-based PDFSA. The performance of all the methods when n is known (DFSA-Perfect n , PFSA-Perfect n , PDFSA-Perfect n) is also presented. We can see that, when n is large ($n \geq 600$), the performance of PFSA is better than that of DFSA because p is utilized efficiently to reduce the collisions. However, for smaller values of n , since $0 < p \leq 1$, PFSA takes more slots to detect a tag than DFSA. On the other hand, PDFSA, by dynamically controlling both L and p to obtain the optimal CUE in every reading round, outperforms the conventional methods. Also, PDFSA-Perfect n outperforms PFSA-Perfect n and DFSA-Perfect n , which implies that PDFSA shows better achievable performance than PFSA and DFSA.

The performance of DFSA with Q algorithm and Q-based PDFSA is also evaluated and is compared with that of PFSA in Fig. 4. Similar to the previous case, the



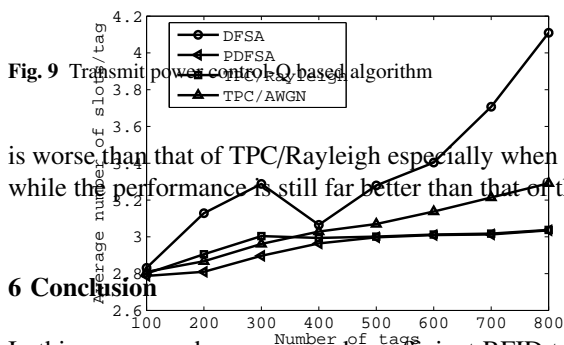
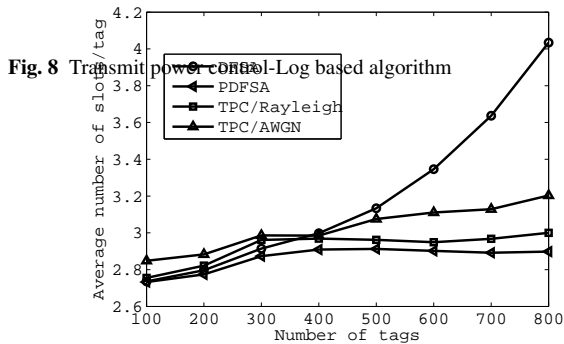
proposed PDFSA outperforms the conventional methods. Note that the performance of DFSA Perfect n with Q algorithm is not discussed in this paper since Q algorithm does not directly use the estimated number of tags to vary the frame size. Also, the average number of slots/tag of Q -based DFSA is dropped abruptly at $n = 400$ because of the granularity of the frame size in the Q algorithm. Figure 5 shows the performance of Q -based DFSA with different cases of the granularity i.e., the frame size in the next reading round is selected only from one of three options i.e., L , L/a and aL with different values of a predefined constant a , where L is the frame size in the current reading round. We can see that, for small values of a ($a < 1.5$), the average number of tags no longer drops abruptly.

We now re-simulate the performance of all the methods without limitation of the maximal frame size i.e., it is under the form 2^Q but with $Q \in \mathbb{N}$, and the results are shown in Figs. 6 and 7. We can see that the performance of PFSFA is the same as the previous cases because the frame size is constant. On the other hand, the performance of DFSA is improved for large values of n because the number of collisions is reduced. In both figures, PDFSA achieves the best performance among the evaluated



methods. However, from Fig. 6, we can see that the performance of DFSA-Perfect n is almost the same as that of PDFSA-Perfect n , while PDFSA largely outperforms DFSA for the case without ideal knowledge on n . This is because PDFSA can always set the frame size to be equal to the number of tags participating in the contention by using the probability, which is required by Schoute method for accurate estimation, while this cannot be achieved necessarily with DFSA due to the limitation of the frame size to 2^Q . Thus, the improved accuracy of the tag set cardinality estimation will be the major cause of the performance gain of the proposed PDFSA against DFSA in this case.

The performance of TPC/Rayleigh and TPC/AWGN is compared with that of DFSA and PDFSA in Figs. 8 and 9. The maximum transmit power in TPC/Rayleigh is assumed to be equal to that in TPC/AWGN. We can see that TPC/Rayleigh outperforms DFSA regardless of the ways determining the frame size, and the performance of TPC/Rayleigh can be comparable to that of PDFSA. The degradation of the performance of TPC/Rayleigh from that of PDFSA is mainly due to the limitation of the maximum transmit power, which results in the limitation on the probability. In TPC/AWGN, not only the total number of undetected tags in the whole range but also that in each region has to be estimated. Hence, the performance of TPC/AWGN



is worse than that of TPC/Rayleigh especially when the total number of tags is large, while the performance is still far better than that of the conventional DFSA.

6 Conclusion

In this paper, we have proposed an efficient RFID tag identification protocol named PDFSA to deal with the identification problem with a large number of tags while the choice of the frame size is constrained. In the proposed method, the transmission probability that each tag participates in the contention and the frame size are dynamically controlled to obtain the optimal CUE. The protocol is also studied under wireless communication scenarios such as AWGN and flat Rayleigh fading channels, where practical ways of controlling the transmission probability are proposed by means of the transmit power control. The proposed methods are evaluated under different system parameters via computer simulations, and compared to the performance of conventional methods. From all the results, it can be concluded that the proposed approach of controlling both frame size and probability (or transmit power) is effective to achieve efficient RFID tag identification.

References

1. K. Finkenzeller, *RFID Handbook: Fundamentals and Applications in Contactless Smart Cards and Identification*, Wiley & Sons, 2003.
2. R. Angeles, "RFID Technologies: Supply-Chain Applications and Implementations Issues," *Information Systems Management*, vol. 22, no. 1, pp. 51-65, 2005.
3. D. Molnar and D. Wagner, "Privacy and Security in Library RFID: Issues, Practices, and Architectures," *Proceedings of the 11th ACM Conference on Computer and Communication Security*, pp. 210-219, 2004.
4. D. Hush and C. Wood, "Analysis of Tree Algorithm for RFID Arbitration," *Proceedings of the IEEE International Symposium on Information Theory*, pp. 107, Aug., 1998.
5. L. G. Roberts, "ALOHA Packet System with and without Slots and Capture," *ACM SIGCOMM Computer Communication Review*, vol. 5, pp. 28-42, 1975.
6. "EPCglobal radio frequency identity protocols class-1 generation-2 uhf rfid protocol for communications at 860mhz-960mhz version 1.2.0," *Tech. Rep.*, 2008.
7. Y. Cui and Y. Zhao, "Mathematical Analysis for Binary Tree Algorithm in RFID," *Proceedings of the IEEE Vehicular Technology Conference VTC*, pp. 2725-2729, May, 2008.
8. C. Law, K. Lee, and K.-Y. Siu, "Efficient Memoryless Protocol for Tag Identification," *Proceedings of the 4th International Workshop on Discrete Algorithms and Methods for Mobile Computing and Communications*, ACM, pp 7584, Aug., 2000.
9. Auto-ID Center, "Draft Protocol Specification for a 900MHz Class 0 Radio Frequency Identification tag," 2003.
10. W.-T. Chen, "Performance Comparison of Binary Search Tree and Framed ALOHA Algorithms for RFID Anti-Collision," *IEICE Transactions on Communications*, vol. E91-B, no. 4, pp. 1168-1171, Apr., 2008.
11. L. Zhu and T.-S. P. Yum, "The Optimal Reading Strategy for EPC Gen-2 RFID Anti-Collision Systems," *IEEE Transactions on Communications*, vol. 58, no. 9, pp. 2725-2733, Sep., 2010.
12. S. S. Choi and S. Kim "A Dynamic Framed Slotted ALOHA Algorithm Using Collision Factor for RFID Identification," *IEICE Transactions on Communications*, vol. E92-B, no. 3, pp. 1023-1026, March, 2009.
13. D.-Z. Deng, H.-W. Tsao, "Optimal Dynamic Framed Slotted ALOHA Based Anti-collision Algorithm for RFID Systems," *Wireless Personal Communications*, vol. 59, no. 1, pp. 109-122, 2010.
14. X. Fan, I. Song and K. Chang, "Gen2-based Hybrid Tag Anti-collision Q Algorithm using Chebyshev's Inequality for Passive RFID Systems," *Proceedings of the 19th IEEE International Symposium on Personal, Indoor and Mobile Radio Communications, PIMRC*, pp. 1-5, Dec., 2008.
15. C. Floerkemeier, "Bayesian Transmission Strategy for Framed ALOHA based RFID Protocols," *Proceedings of IEEE International Conference on RFID*, pp. 228-235, March, 2007.
16. W-T Chen, "An Accurate Tag Estimate Method for Improving the Performance of an RFID Anticollision Algorithm Based on Dynamic Frame Length ALOHA," *IEEE Transactions on Automation Science and Engineering*, vol. 6, no. 1, pp. 9-15, Jan., 2009.
17. J-R Cha and J-H Kim, "Dynamic Framed Slotted ALOHA Algorithms using Fast Tag Estimation Method for RFID System," *Proceedings of the 3rd IEEE Conference on Consumer Communications and Networking*, vol. 2, pp. 768-772, Jan., 2006.
18. H. Vogt, "Efficient Object Identification with Passive RFID Tags," *Proceedings of International Conference on Pervasive Computing*, pp. 98-113, Apr., 2002.
19. M. Bolć, D. Simplot-Ryl and I. Stojmenović: *RFID Systems: Research Trends and Challenges*, Wiley & Sons, 2010.
20. C. Qian, H. Ngan, Y. Liu and L. M. Ni, "Cardinality Estimation for Large-Scale RFID Systems," *IEEE TRANSACTIONS ON PARALLEL AND DISTRIBUTED SYSTEMS*, vol. 22, no. 9, pp. 1441 - 1454, 2011.
21. "Auto-ID Center (2003) 13.56 MHz ISM Band Class 1 Radio Frequency Identification Tag Interface Specification," version 1.0. HF RFID standard. <http://www.epcglobalinc.org/standards/specs/>.
22. K. Ali, H. Hassanein and A.-E. M. Taha, "RFID Anti-collision Protocol for Dense Passive Tag Environments," *Proceedings of the 32nd IEEE Conference on Local Computer Networks*, pp. 819-824, Oct., 2007.
23. Y. Xin-qing, Y. Zhou-ping and X. You-lun, "QTS ALOHA: A Hybrid Collision Resolution Protocol for Dense RFID Networks," *Proceedings of the IEEE International Conference on e-Business Engineering*, pp. 557-562, Oct., 2008.

24. W.-K. Sze, W.-C. Lau and O.-C. Yue, "Fast RFID Counting under Unreliable Radio Channel," Proceedings of the IEEE International Conference in Communications, pp. 1-5, June, 2009.
25. V. S. Mansouri and V. W.S. Wong, "Cardinality Estimation in RFID Systems with Multiple Readers," IEEE Transactions on Communications, vol. 10, no. 5, pp. 1458-1469, 2011.
26. D.-Y. Kim, H.-G. Yoon, B.-J. Jang, J.-G. Yook, "Effects of Reader-to-Reader Interference on the UHF RFID Interrogation Range," IEEE Transactions on Communications, vol. 57, no. 7, pp. 2337-2346, July, 2009.
27. S. Pourbagheri, M. S. Bakhtiar, and M. Atarodi, "Cellular Design for a Dense RFID Reader Environment," Proceedings of the IEEE Asia Pacific Conference on Circuits and Systems, pp. 1124-1127, Dec., 2008.
28. A. E. Al-Fagih, F. M. Al-Turjman, H. S. Hassanein and W. M. Alsalih, "Coverage-Based Placement in RFID Networks: An Overview," Proceedings of the Third FTRA International Conference on Mobile, Ubiquitous and Intelligent Computing, pp. 1124-1127, June, 2012.
29. S-R Lee, S-D Joo and C-W Lee, "An Enhanced Dynamic Framed Slotted ALOHA Algorithm for RFID Tag Identification," Proceedings of the 2nd Annual International Conference on Mobile and Ubiquitous Systems: Networking and Service, pp. 166-172, July, 2005.
30. M. Kodialam, T. Nandagopal, "Fast and Reliable Estimation Schemes in RFID Systems," Proceedings of the 12th Annual International Conference on Mobile Computing and Networking, pp. 322-333, Sep., 2006.
31. F. C. Schoute, "Dynamic Frame Length ALOHA," IEEE Transactions on Communications, vol. 31, no. 4, pp. 565-568, Apr., 1983.
32. J. Kim, W. Lee, E. Kim, D. Kim and K. Suh, "Optimized Transmission Power Control of Interrogators for Collision Arbitration in UHF RFID Systems," IEEE Communications Letters, vol. 11, no. 1, pp. 22-24, Jan., 2007.
33. X. Jia, Q. Feng and C. Ma, "An Efficient Anti-Collision Protocol for RFID Tag Identification," IEEE Communications Letters, vol. 14, no. 11, pp. 1014-1016, 2010.
34. Philips Semiconductors, "I-CODE Smart Label RFID Tags," http://www.semiconductors.philips.com/acrobat_download/other/identification/SL092030.pdf.



Chuyen T. Nguyen received his B.S. degree in Electronics and Telecommunications Engineering from Hanoi University of Technology, Hanoi, Vietnam and M.S. degree from Institute of Communications Engineering, National Tsing Hua University, Hsinchu, Taiwan, in 2006 and 2008 respectively. He is currently pursuing his Ph.D. degree in Graduate School of Informatics at Kyoto University, Japan. His research interests include statistical signal processing for wireless communication systems.



Kazunori Hayashi received the B.E., M.E. and Ph.D. degrees in communication engineering from Osaka University, Osaka, Japan, in 1997, 1999 and 2002, respectively. Since 2002, he has been with the Department of Systems Science, Graduate School of Informatics, Kyoto University. He is currently an Associate Professor there. His research interests include digital signal processing for communication systems. He received the ICF Research Award from the KDDI Foundation in 2008, the IEEE Globecom 2009 Best Paper Award, and the IEICE Communications Society Excellent Paper Award in 2011.



Megumi Kaneko received her B.S. and MSc. degrees in communication engineering in 2003 and 2004 from Institut National des Télécommunications (INT), France, jointly with a MSc. from Aalborg University, Denmark, where she received her Ph.D. degree in 2007. From January to July 2007, she was a visiting researcher in Kyoto University, Kyoto, Japan, and a JSPS post-doctoral fellow from April 2008 to August 2010. She is currently an Assistant Professor in the Department of Systems Science, Graduate School of Informatics, Kyoto University. Her research interests include wireless communication, protocol design and communication theory. She received the 2009 Ericsson Young Scientist Award, the IEEE Globecom'09 Best Paper Award in Wireless Communications Symposium, and the 2011 Funai Young Researcher's Award.



Petar Popovski received the Dipl.-Ing. in electrical engineering and M.Sc. in communication engineering from the Faculty of Electrical Engineering, Sts. Cyril and Methodius University, Skopje, Macedonia, in 1997 and 2000, respectively and a Ph.D. degree from Aalborg University, Denmark, in 2004. He worked as Assistant Professor at Aalborg University from 2004 to 2009. From 2008 to 2009 he held parttime position as a wireless architect at Oticon A/S. Since 2009 he is an Associate Professor at Aalborg University. He has more than 100 publications in journals, conference proceedings and books and has more than 25 patents and patent applications. In January 2009 he received the Young Elite Researcher award from the Danish Ministry of Science and Technology. He has received several best paper awards, among which the ones at IEEE Globecom 2008 and 2009, as well as Best Recent Result at IEEE Communication Theory Workshop in 2010. He has served as a technical program committee member in more than 30. Dr. Popovski has been a Guest Editor for special issues in EURASIP Journals and the Journal of Communication Networks. He serves on the editorial board of IEEE TRANSACTIONS ON WIRELESS COMMUNICATIONS, IEEE COMMUNICATIONS LETTERS, Ad Hoc and Sensor Wireless Networks journal, and International Journal of Communications, Network and System Sciences (IJCNS). His research interests are in the broad area of wireless communication and networking, information theory and protocol design.



Hideaki Sakai received the B.E. and D.E. degrees in applied mathematics and physics from Kyoto University, Kyoto, Japan, in 1972 and 1981, respectively. From 1975 to 1978, he was with Tokushima University. He is currently a Professor in the Department of Systems Science, Graduate School of Informatics, Kyoto University. He spent 6 months from 1987 to 1988 at Stanford University as a Visiting Scholar. His research interests are in the areas of adaptive and statistical signal processing. He served as an associate editor of IEEE Transactions on Signal Processing from January 1999 to January 2001. He is a Fellow of the IEEE and the IEICE.