

Title	Damage by the 2011 Great East Japan earthquake
Author(s)	Miyajima, Masakatsu
Citation	Matsue Conference Proceedings (The Tenth International Symposium on Mitigation of Geo-disasters in Asia = 第10回地震・地盤災害軽減に関するアジア会議及び現地討論会) (2012): 12-17
Issue Date	2012-10-08
URL	<a href="http://hdl.handle.net/2433/180423">http://hdl.handle.net/2433/180423</a>
Right	
Type	Presentation
Textversion	publisher

201210.8.

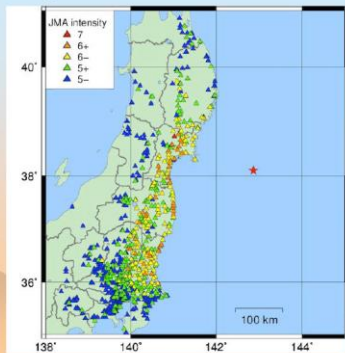
# Damage by the 2011 Great East Japan Earthquake

Masakatsu Miyajima  
Kanazawa University, Japan

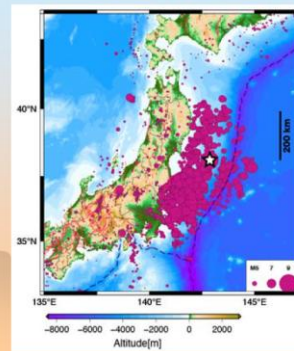
## CONTENTS

- Outline of the earthquake and damage
- Damage to water supply facilities
- Unusual phenomena; an abrupt increase in flow rate and a decrease in water pressure of water distribution system in spite of no damage to pipelines
- Conclusions

## Epicenter and JMA SI

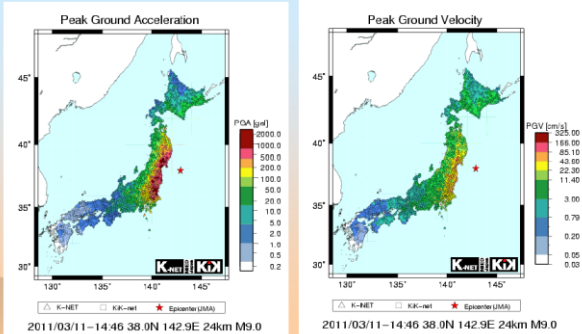


## Aftershocks



2011年3月11日から3月27日までの余震分布

## Peak Ground Acc. and Vel. (1)



After NIED

## Peak Ground Acc. and Vel.

Large PGA observed sites

	Site Name	Site Code	PGA (cm/s/s)	PGV (cm/s)
1	K-NET Tsukidate	MYG004	2,933	106
2	K-NET Siogama	MYG012	2,019	64
3	K-NET Hitachi	IBR003	1,845	74
4	K-NET Sendai	MYG013	1,808	83
5	K-NET Hokota	IBR013	1,762	71
6	K-NET Imaichi	TCG009	1,444	48
7	K-NET Shirakawa	FKS016	1,425	63
8	KIK-net Nishigou	FKSH10	1,335	41
9	K-NET Oomiya	IBR004	1,312	47
10	KIK-net Haga	TCGH16	1,305	82

PGA and PGV : Vectorial Summation of 3 Components  
Bandpass filter to calculate velocity waveform : 0.1-15Hz

## Damaged area by tsunami



出典: 日本地理学会災害対応本部・津波被災マップ  
<http://map311.ecom-plat.jp/map/map2mid=40&cid=3&gid=0>

## Great tsunami hit residential area.



3月11日15: 空撮影: 共同通信社ヘリ

## Damage to houses



## Overturn of building



## Wash away and overturn of building



Most of RC buildings were not damaged severely even in coast area.



## Characteristics of damage

- Earthquake : Ground shaking  
Ground failure (Liquefaction,  
Slope failure, etc.)
- Tsunami : Inundation  
Washing away  
Scouring

## Damage by ground shaking and liquefaction



## Tsunami (Washing away)



## Tsunami (Inundation)



## Damage by tsunami (Scouring and washing away)



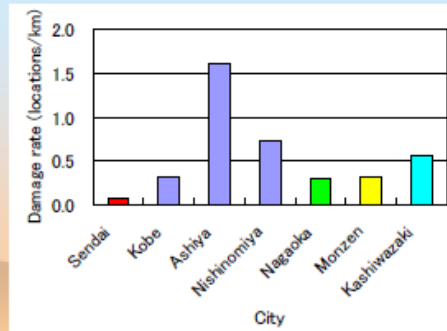
## No damage to earthquake-proofing pipe



## No damage to earthquake-proofing pipe

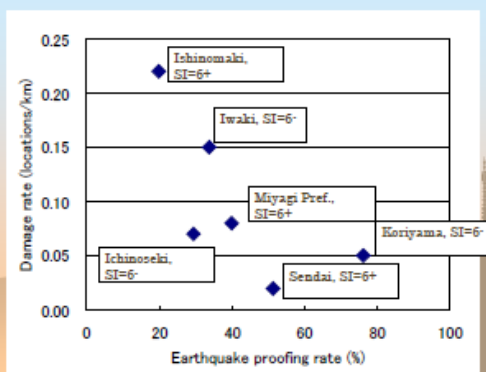


## Comparison of damage rate



Damage to transmission main, distribution main and branch pipelines

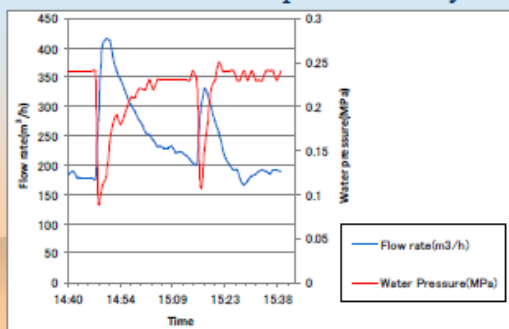
## Earthquake proofing rate and damage rate



## Characteristics of damage to water supply facilities

- Damage to aged pipelines with small diameter
- Damage to air valves
- **No damage to earthquake-proofing pipeline**
- Malfunction of purification plants in flooded area

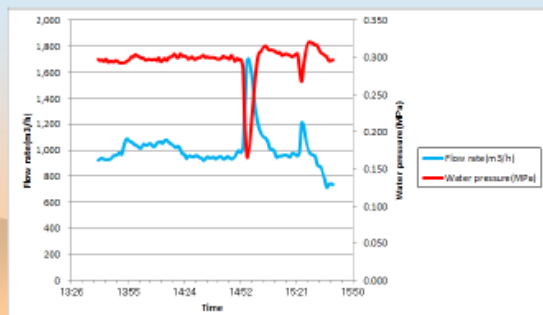
## Flow rate and water pressure at a water distribution plant of Tokyo



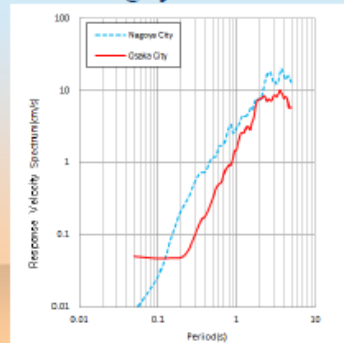
## Occurrence of the unusual phenomena of water distribution system

Name	Seismic Intensity	Occurrence
Sapporo City	3	N/A
Aomori City	4	N/A
Morioka City	5+	N/A
Akita City	5+	N/A
Sendai City	6-	Yes
Yamagata City	4	Yes
Niigata City	4	N/A
Mito City	6-	N/A
Utsunomiya City	5+	Yes
Chiba Prefecture	5+	Yes
Tokyo Metropolitan	5-	Yes
Saitama City	5+	Yes
Yokohama City	5+	N/A
Kofu City	5-	N/A
Nagoya City	4	Yes
Kanazawa City	3	N/A
Osaka City	3	Yes
Kobe City	2	N/A
Hiroshima City	1	N/A

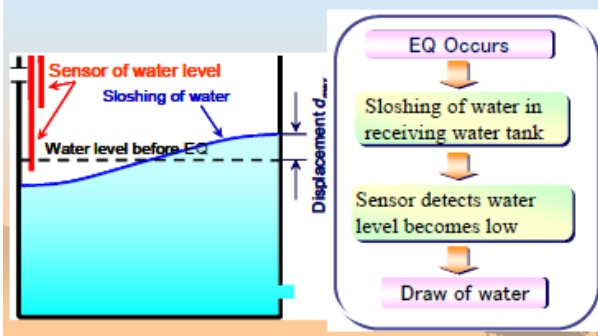
## Flow rate and water pressure at a water distribution plant of Osaka



## Response velocity spectra at Nagoya and Osaka



## Mechanism of draw of water



## Predominant period of water in receiving water tank

$$T_s = \frac{2\pi}{1.58 \frac{g}{l} \tanh\left(1.58 \frac{h}{l}\right)}$$

where,

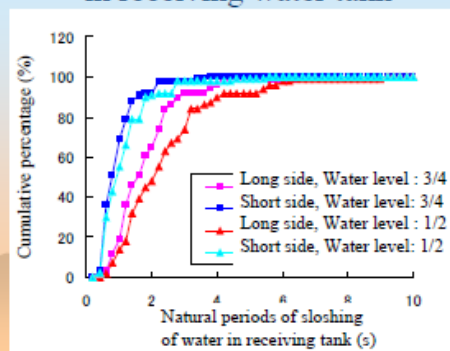
- $T_s$  : Predominant period of sloshing (s)
- $g$  : Acceleration of gravity ( $m/s^2$ )
- $h$  : Depth of water (m)
- $l$  : 1/2 of length of basement (m)

## Maximum displacement of water caused by sloshing

$$d_{max} = \frac{0.527l \coth\left(1.58 \frac{h}{l}\right)}{\frac{g}{\omega^2 \theta_k l} - 1} \quad \theta_k = 1.58 \frac{S_v}{\omega l} \tanh\left(1.58 \frac{h}{l}\right)$$

- $g$  : Acceleration of gravity ( $m/s^2$ )
- $h$  : Depth of water (m)
- $l$  : 1/2 of length of basement (m)
- $S_v$  : Response velocity spectrum of predominant period of sloshing ( $m/s$ )
- $\omega$  : Predominant circular frequency

## Predominant period of water in receiving water tank



## Concluding remarks (1)

- The entire damage to water supply pipelines is not revealed in flooded areas by tsunami. We must collect all damage data and analyze it to learn the lessons from this disaster.
- Effect of earthquake-proofing for pipeline was verified. We must accelerate the earthquake proofing, especially for aged facilities.
- Force of tsunami acted on a buried pipe is not clear. The effect of tsunami must be studied soon.

## Concluding remarks (2)

- If sloshing of water in receiving water tank is occurred by an earthquake, draw of water to receiving water tank from pipeline starts by error of sensor of water level in the receiving water tank. Sloshing of water in receiving water tank, therefore, seems to be one of the causes of unusual phenomena.

