

Title	Self-propelled motion of a fluid droplet under chemical reaction.
Author(s)	Yabunaka, S; Ohta, T; Yoshinaga, N
Citation	The Journal of chemical physics (2012), 136(7)
Issue Date	2012-02-21
URL	http://hdl.handle.net/2433/154922
Right	© 2012 American Institute of Physics.
Type	Journal Article
Textversion	publisher

Self-propelled motion of a fluid droplet under chemical reaction

S. Yabunaka, T. Ohta, and N. Yoshinaga

Citation: *J. Chem. Phys.* **136**, 074904 (2012); doi: 10.1063/1.3685805

View online: <http://dx.doi.org/10.1063/1.3685805>

View Table of Contents: <http://jcp.aip.org/resource/1/JCPSA6/v136/i7>

Published by the [American Institute of Physics](#).

Additional information on *J. Chem. Phys.*

Journal Homepage: <http://jcp.aip.org/>

Journal Information: http://jcp.aip.org/about/about_the_journal

Top downloads: http://jcp.aip.org/features/most_downloaded

Information for Authors: <http://jcp.aip.org/authors>

ADVERTISEMENT



ACCELERATE AMBER AND NAMD BY 5X.
TRY IT ON A FREE, REMOTELY-HOSTED CLUSTER.

LEARN MORE

Self-propelled motion of a fluid droplet under chemical reaction

S. Yabunaka,^{1,a)} T. Ohta,^{1,b)} and N. Yoshinaga^{2,c)}¹Department of Physics, Kyoto University, Kyoto 606-8502, Japan²WPI-Advanced Institute for Materials Research, Tohoku University, Sendai, 980-8577, Japan

(Received 7 December 2011; accepted 31 January 2012; published online 21 February 2012)

We study self-propelled dynamics of a droplet due to a Marangoni effect and chemical reactions in a binary fluid with a dilute third component of chemical product which affects the interfacial energy of a droplet. The equation for the migration velocity of the center of mass of a droplet is derived in the limit of an infinitesimally thin interface. We found that there is a bifurcation from a motionless state to a propagating state of droplet by changing the strength of the Marangoni effect. © 2012 American Institute of Physics. [<http://dx.doi.org/10.1063/1.3685805>]

I. INTRODUCTION

Self-propelled motion of particles has attracted much attention recently from the viewpoint of nonlinear physics far from equilibrium. There are several experiments of self-propulsion of droplets in fluids.^{1–4} It has been shown that the Belousov-Zhabotinsky reaction composed in a fluid droplet triggers a spontaneous motion of a droplet.⁵ Computer simulations of convective droplet motion⁶ and nano-dimer motors^{7,8} driven by chemical reactions have also been carried out. There are theoretical studies of droplet motion due to an interfacial tension gradient along the droplet surface.^{5,9,10} However, these theories are concerned only with the steady velocity of a droplet. As a related theoretical study, the mesoscopic description of the thermo-capillary effect has been formulated.¹¹ A transition between a motionless and migrating droplet driven by chemical reactions has been studied in a system where a droplet is on a solid substrate.¹²

It should be noted that self-propelled motion of particles has been investigated in a different field of physics. It has been known that a pulse or a domain in excitable reaction diffusion systems exhibits a bifurcation from a motionless state to a propagation state by changing the system parameters.^{13,14} A reaction-diffusion system is represented by a set of nonlinear partial differential equations, that is often investigated by numerical simulations due to the limitation of analytical calculations. Nevertheless, the theory of domain dynamics in the vicinity of this drift bifurcation has been developed, e.g., for the interaction between domains^{15–17} and for deformations of domain.^{18–20}

The purpose of the present paper is to extend the previous studies in reaction-diffusion systems to the droplet motion in chemically reacting fluids. We introduce a model system of binary fluids where a chemical reaction takes place inside a droplet. The chemical component produced diffuses away from the droplet and influences the interfacial energy. The long-range hydrodynamic effects are treated with a Stokes approximation supposing that the relaxation of the fluid velocity field is much faster than that of the concentrations and

that the Reynold number is sufficiently small in the system considered. We will show that there is a drift bifurcation at certain threshold of the Marangoni strength as in the reaction-diffusion systems mentioned above. The time-evolution equation of the center of mass of droplet is derived near the drift bifurcation by taking into consideration of the hydrodynamic effects.

In Sec. II, we describe our model system and the interface dynamics. The equation of motion for the center of mass is derived in Sec. III. Discussion is given in Sec. IV. The force acting on the droplet interface is formulated in Appendix A. Some of the details in the derivation of the velocity of the center of mass are given in Appendix B. The formulas used in the evaluation of the coefficients in the time-evolution equation for a droplet are summarized in Appendix C. The convective effect of the third chemical component is estimated in Appendix D.

II. MODEL AND INTERFACE DYNAMICS

We consider a fluid mixture where the free energy is given in terms of the local concentration difference $\phi = \phi_A - \phi_B$ by

$$F\{\phi\} = \int d\vec{r} \left[\frac{B(c)}{2} (\vec{\nabla}\phi)^2 + f_{GL}(\phi) + f_0(c) \right], \quad (1)$$

where $\phi_A(\phi_B)$ is the local concentration of the component A (B) and $f_0(c) = c \ln c$. The coefficient $B > 0$ is assumed to depend on c as $B(c) = B_0 + B_1 c$ with B_0 and B_1 constants and $f_{GL}(\phi)$ is a function of ϕ such that phase separation takes place at low temperatures. Here we have assumed existence of a dilute third component whose concentration is denoted by c . The logarithmic term ($f_0(c) = c \ln c$) arises from the translational entropy of the dilute component. The spatial variation of c is also assumed to be broad enough compared to that of ϕ which constitutes a sharp interface.

The time-evolution equation for ϕ is given by

$$\frac{\partial \phi}{\partial t} + \vec{\nabla} \cdot (\vec{v}\phi) = \nabla^2 \frac{\delta F}{\delta \phi}, \quad (2)$$

where \vec{v} is the local velocity whose equation is given by Eq. (4) below. Hereafter, we consider an isolated droplet such

^{a)}Electronic mail: yabunaka@scphys.kyoto-u.ac.jp.

^{b)}Electronic mail: takao@scphys.kyoto-u.ac.jp.

^{c)}Electronic mail: yoshinaga@wpi-aimr.tohoku.ac.jp.

that the concentration variation is $\phi(x) = \phi_e > 0$ inside the droplet and $\phi(x) = -\phi_e$ at the surrounding matrix. The equilibrium value ϕ_e is determined by equating the rhs of Eq. (2) to zero. The dilute component c is assumed to obey

$$\frac{\partial c}{\partial t} + \vec{\nabla} \cdot (\vec{v}c) = D\nabla^2 c - \gamma(c - c_\infty) + A\theta(R - |\vec{r} - \vec{r}_G|), \quad (3)$$

where $\theta(x)$ is the step function such that $\theta(x) = 0$ for $x \leq 0$ and $\theta(x) = 1$ for $x \geq 0$. The first term on the rhs of Eq. (3) arises from $\vec{\nabla} \cdot [L(c)\vec{\nabla}\delta F/\delta c]$ with $L(c) = Dc$, where D is positive constant. The c -dependence of the Onsager coefficient L is necessary for a dilute component.²¹ The second term in Eq. (3) indicates consumption of c with the rate $\gamma > 0$ due to a chemical reaction and with $c = c_\infty$ for $|\vec{r}| \rightarrow \infty$ whereas the last term represents production of c , which occurs inside a droplet with radius R , whose center of mass is located at \vec{r}_G . In the most parts of the present paper, the coefficient A is assumed to be positive and stands for the strength of the production. However, the theory can also hold for $A < 0$ with a slight modification.

The Stokes approximation is employed for the local velocity \vec{v} and it takes the form

$$0 = -\vec{\nabla} p - \phi \vec{\nabla} \frac{\delta F}{\delta \phi} - c \vec{\nabla} \frac{\delta F}{\delta c} + \eta_0 \nabla^2 \vec{v}, \quad (4)$$

where p is determined such that the velocity field satisfies the incompressibility condition $\vec{\nabla} \cdot \vec{v} = 0$. The viscosity η_0 is assumed, for simplicity, to be a constant independent of ϕ . The force arising from the first, second, and third terms can be written as

$$f^\alpha = -\nabla^\alpha p - \phi \nabla^\alpha \frac{\delta F}{\delta \phi} - c \nabla^\alpha \frac{\delta F}{\delta c} = -\nabla^\alpha p'' + f_{\parallel}^\alpha + f_{\perp}^\alpha, \quad (5)$$

where p'' has some additive terms to p , whose explicit form is unnecessary for incompressible fluids since only the transverse components of the velocity is relevant. In Appendix A, we show that the normal and tangential forces are given, respectively, by

$$f_{\parallel}^\alpha = -n^\alpha B(c) |\vec{\nabla} \phi|^2 (\vec{\nabla} \cdot \vec{n}), \quad (6)$$

$$f_{\perp}^\alpha = (\delta_{\alpha\beta} - n^\alpha n^\beta) (\nabla^\beta B) |\vec{\nabla} \phi|^2, \quad (7)$$

where the unit vector \vec{n} is directed to the outside of the droplet, i.e., $\vec{n} = -\vec{\nabla} \phi / |\vec{\nabla} \phi|$. The repeated indices imply the summation. When we are concerned with the large scale compared with the interface width (or the sharp interface limit), the factor $|\vec{\nabla} \phi|^2$ is localized in the interface region. In this situation, the forces are localized on the interface at a which denotes a location on the interface so that we may rewrite Eqs. (6) and (7), respectively, as

$$f_{\parallel}^\alpha(a) = -n^\alpha \sigma(a) (\vec{\nabla} \cdot \vec{n}), \quad (8)$$

$$f_{\perp}^\alpha(a) = (\delta_{\alpha\beta} - n^\alpha n^\beta) (\nabla^\beta \sigma)_I. \quad (9)$$

The interfacial tension is defined by

$$\sigma(a) = \int dw B(c) \left(\frac{\partial \phi}{\partial w} \right)^2 \approx B_I(a) \int dw \left(\frac{\partial \phi}{\partial w} \right)^2, \quad (10)$$

where w is the coordinate along the normal to the interface and B_I is the value of B at the interface. It should be noted that the derivative in $\nabla^\beta \sigma$ is not restricted to the two-dimensional space on the interface regarding $\sigma(a)$ as $\sigma(c(\vec{r}))$. After taking the derivative in three dimensions, we may take the value on the interface. This interpretation is consistent with Eq. (7) in which ∇^β acts on the weak spatial variation of c . The tangential component is automatically extracted by the projection $(\delta_{\alpha\beta} - n^\alpha n^\beta)$. Equations (8) and (9) are consistent with the boundary condition employed in hydrodynamics with multi-component fluids.²²

Substituting Eq. (5) into Eq. (4) and using the incompressibility condition, the local velocity of fluid is given by

$$v^\alpha(\vec{r}, t) = \int da' T^{\alpha\beta}(\vec{r}, \vec{r}(a')) n^\beta(a') \sigma(a', t) K(a', t) + \int da' T^{\alpha\beta}(\vec{r}, \vec{r}(a')) [\delta_{\beta\gamma} - n^\beta(a') n^\gamma(a')] (\nabla^\gamma \sigma)_I, \quad (11)$$

where da' is the infinitesimal area on the interface. The integral is taken all over the interface. The Oseen tensor is given by

$$T^{\alpha\beta}(\vec{r}, \vec{r}') = \frac{1}{8\pi\eta_0 s} \left[\delta_{\alpha\beta} + \frac{s^\alpha s^\beta}{s^2} \right], \quad (12)$$

with $\vec{s} = \vec{r} - \vec{r}'$. The mean curvature is defined by $K = -\vec{\nabla} \cdot \vec{n}$.

The right-hand side in the time-evolution equation (2) for ϕ can be ignored when the hydrodynamic effects are dominant.²³ From the left-hand side of Eq. (2), we note that the normal component $V(a, t)$ of the interface velocity is given by

$$V(a, t) = v^\alpha(\vec{r}(a), t) n^\alpha(a). \quad (13)$$

Substituting Eq. (11) into Eq. (13), we obtain

$$V(a, t) = V_1 + V_2, \quad (14)$$

where

$$V_1 = \int da' n^\alpha(a) T^{\alpha\beta}(\vec{r}(a), \vec{r}(a')) n^\beta(a') \sigma(a', t) K(a', t), \quad (15)$$

and

$$V_2 = \int da' n^\alpha(a) T^{\alpha\beta}(\vec{r}(a), \vec{r}(a')) [\delta_{\beta\gamma} - n^\beta(a') n^\gamma(a')] (\nabla^\gamma \sigma)_I. \quad (16)$$

The velocity \vec{u} of the center of mass of an isolated droplet can be obtained from $V(a, t)$. The geometrical consideration leads to²³

$$\vec{u}^\alpha = \frac{1}{\Omega} \int da V(a) R^\alpha(a), \quad (17)$$

where Ω is the volume of the droplet and $\vec{R}(a)$ is the position vector directed from the center of mass to the interface. For a spherical droplet with radius R , we have $\Omega = 4\pi R^3/3$ and $\vec{R}(a) = \vec{n}(a)R$.

In order to determine the migration velocity \vec{u} , we have to evaluate the interfacial tension and its spatial derivative as Eqs. (15) and (16), which may depend on the concentration c . In this way, we take into account the Marangoni effect. To this end, we assume that the interfacial tension depends on c_I as

$$\sigma = \sigma_0 + \sigma_1 c_I, \quad (18)$$

where σ_0 and σ_1 are constants determined from the expression of $B = B_0 + B_1 c$. However, the explicit form of σ_0 and σ_1 as a function of B_0 and B_1 is unnecessary in the argument below. Substituting Eq. (18) into Eq. (17), we obtain for a spherical droplet with $K = -2/R$,

$$u^\alpha = u_1^\alpha + u_2^\alpha, \quad (19)$$

where

$$u_1^\alpha = -\frac{2\sigma_1}{\Omega} \int da n^\alpha(a) \int da' n^\beta(a) T^{\beta\gamma}(\vec{r}(a), \vec{r}(a')) n^\gamma(a') c_I(a'), \quad (20)$$

$$u_2^\alpha = \frac{\sigma_1 R}{\Omega} \int da da' n^\alpha(a) n^\delta(a) T^{\delta\beta}(\vec{r}(a), \vec{r}(a')) \times (\delta_{\beta\gamma} - n^\beta(a') n^\gamma(a')) \nabla^\gamma c(a'). \quad (21)$$

Equations (20) and (21) are manipulated in Appendix B as

$$u_1^\alpha = -\frac{8\sigma_1 R}{15\Omega\eta_0} \int da' n^\alpha(a') c_I(a'), \quad (22)$$

$$u_2^\alpha = \frac{\sigma_1 R^2}{5\Omega\eta_0} \int da' (\delta_{\alpha\delta} - n^\alpha(a') n^\delta(a')) (\nabla^\delta c)_I. \quad (23)$$

In Sec. III, we will derive the time-evolution equation for \vec{u} from Eq. (19) with Eqs. (20) and (21) by solving Eq. (3) for the third component c .

It is remarked that, when $c(\vec{r})$ is set as $c = c_0 + c_1 z$ instead of solving Eq. (3), we obtain from Eq. (19) with Eqs. (20) and (21) the stationary migration velocity $u = -2\sigma_1 c_1 R / (15\eta_0)$ which agrees with the known result obtained by the conventional theory of the Marangoni effect.²⁴

III. EQUATION OF MOTION FOR A DROPLET

In this section, we derive the equation of motion for a droplet. Since the major hydrodynamic effects have been taken into account as in Eqs. (14)–(16), we ignore the convective term $\vec{\nabla} \cdot (\vec{v}c)$ in Eq. (3). We will show in Appendix D and in Sec. IV that this term causes a shift of the bifurcation threshold but is not expected to change the bifurcation behavior essentially.

The configuration of the component c around a droplet can be obtained by solving the following equation:

$$\frac{\partial c}{\partial t} = D\nabla^2 c - \gamma(c - c_\infty) + A\theta(R - |\vec{r} - \vec{r}_G|). \quad (24)$$

Hereafter, we consider the case of $A > 0$ that the component c is produced inside the droplet, diffuses away, and vanishes at $|\vec{r}| \rightarrow \infty$, i.e., $c_\infty = 0$. The method can also be applied for $A < 0$ with the boundary condition $c = c_\infty \neq 0$ for $|\vec{r}| \rightarrow \infty$. In terms of the Fourier transform, Eq. (24) can be written as

$$\frac{\partial c_{\vec{q}}}{\partial t} = -D(q^2 + \beta^2)c_{\vec{q}} + H_{\vec{q}}, \quad (25)$$

where

$$\beta = \left(\frac{\gamma}{D}\right)^{\frac{1}{2}}, \quad (26)$$

$$H_{\vec{q}} = AS_q e^{i\vec{q}\cdot\vec{r}_G}, \quad (27)$$

with the form factor of a sphere

$$S_q = \int d^3r \exp(i\vec{q}\cdot\vec{r}) \theta(|\vec{r}| - R), \quad (28)$$

$$= 4\pi \frac{\sin(qR) - qR \cos(qR)}{q^3}. \quad (29)$$

The Fourier component $c_{\vec{q}}$ has been defined as

$$c_{\vec{q}} = \int d^3r c(\vec{r}) e^{i\vec{q}\cdot\vec{r}}. \quad (30)$$

By assuming the relaxation of the composition c is sufficiently rapid compared to the motion of interface, we solve Eq. (25) by means of an expansion in terms of the time derivative,

$$c_{\vec{q}} = G_q H_{\vec{q}} - G_q^2 \frac{\partial H_{\vec{q}}}{\partial t} + G_q^3 \frac{\partial^2 H_{\vec{q}}}{\partial t^2} - G_q^4 \frac{\partial^3 H_{\vec{q}}}{\partial t^3} + \dots \\ = c_{\vec{q}}^{(0)} + c_{\vec{q}}^{(1)} + c_{\vec{q}}^{(2)} + c_{\vec{q}}^{(3)} + \dots, \quad (31)$$

where we have defined

$$G_q = \frac{1}{D(q^2 + \beta^2)}. \quad (32)$$

The short time expansion (31) is justified in the vicinity of the supercritical drift bifurcation where the velocity of a droplet $u = |\vec{u}|$ is arbitrarily small. That is, the smallness parameter of this expansion is given by

$$\varepsilon = \frac{u}{D\beta} \ll 1, \quad (33)$$

where the denominator is the characteristic time of c . After the inverse Fourier transform, the composition c_I at the interface is given by

$$c_I = c_I^{(0)}(\vec{r}_G + \vec{s}) + c_I^{(1)}(\vec{r}_G + \vec{s}) + c_I^{(2)}(\vec{r}_G + \vec{s}) + c_I^{(3)}(\vec{r}_G + \vec{s}), \quad (34)$$

where

$$c_I^{(0)}(\vec{r}_G + \vec{s}) = A \int_{\vec{q}} G_q S_q e^{i\vec{q}\cdot\vec{r}_G} e^{-i\vec{q}\cdot(\vec{r}_G + \vec{s})} = A \int_{\vec{q}} G_q S_q e^{-i\vec{q}\cdot\vec{s}}, \quad (35)$$

$$c_I^{(1)}(\vec{r}_G + \vec{s}) = -A \int_{\vec{q}} (i\vec{q}\cdot\vec{u}) G_q^2 S_q e^{-i\vec{q}\cdot\vec{s}} = u^\alpha \frac{\partial}{\partial s^\alpha} Q_2(s), \quad (36)$$

$$c_I^{(2)}(\vec{r}_G + \vec{s}) = A \int_{\vec{q}} (i\vec{q} \cdot \vec{u}) G_q^3 S_q e^{-i\vec{q} \cdot \vec{s}} + A \int_{\vec{q}} (i\vec{q} \cdot \vec{u})^2 G_q^3 S_q e^{-i\vec{q} \cdot \vec{s}}$$

$$= -\hat{u}^\alpha \frac{\partial}{\partial s^\alpha} Q_3(s) + u^\alpha u^\beta \frac{\partial}{\partial s^\alpha} \frac{\partial}{\partial s^\beta} Q_3(s), \quad (37)$$

$$c_I^{(3)}(\vec{r}_G + \vec{s}) = -A \int_{\vec{q}} (i\vec{q} \cdot \vec{u})^3 G_q^4 S_q e^{-i\vec{q} \cdot \vec{s}}$$

$$= u^\alpha u^\beta u^\gamma \frac{\partial}{\partial s^\alpha} \frac{\partial}{\partial s^\beta} \frac{\partial}{\partial s^\gamma} Q_4(s). \quad (38)$$

The terms with the higher order time derivatives have been ignored. The migration velocity is given by

$$\vec{u} = \frac{d\vec{r}_G}{dt}. \quad (39)$$

We have defined $Q_n(s)$ by

$$Q_n(s) = A \int_{\vec{q}} G_q^n S_q e^{-i\vec{q} \cdot \vec{s}}. \quad (40)$$

Since we have obtained the concentration profile of c for a given interface configuration, we can now evaluate the velocities in Eqs. (22) and (23), which are carried out in Appendix C. It turns out that there is a simple relation $\vec{u}_2 = -(3/4)\vec{u}_1$. From the results obtained in Appendix C, the time-evolution equation for the center of mass is given up to the cubic non-linearity by

$$m\dot{u}^\alpha = (-1 + \tau)u^\alpha - g u^\alpha |u|^2, \quad (41)$$

where

$$m = -M \left. \frac{\partial Q_3}{\partial s} \right|_{s=R}, \quad (42)$$

$$\tau = -M \left. \frac{\partial Q_2}{\partial s} \right|_{s=R}, \quad (43)$$

$$g = \frac{3M}{5} \left[-\frac{2}{R^2} \frac{\partial Q_4}{\partial s} + \frac{2}{R} \frac{\partial^2 Q_4}{\partial s^2} + \frac{\partial^3 Q_4}{\partial s^3} \right]_{s=R}, \quad (44)$$

with

$$M \equiv \frac{2\sigma_1}{15\eta_0}. \quad (45)$$

As will be shown below, all the coefficients m , τ , and g are positive. The term proportional to \vec{u}^2 does not appear, because it is not a dissipative term. The third order term $-g|u|^2 u^\alpha$ is needed to make the migration velocity finite. By choosing $1/\beta$ as the characteristic length and $1/(D\beta^2)$ as the characteristic time of the problem, Eq. (41) can be written in terms of the dimensionless quantities as

$$\hat{m} \frac{d\hat{u}^\alpha}{d\hat{t}} = (-\tau_c + \hat{\tau})\hat{u}^\alpha - \hat{g}\hat{u}^\alpha |\hat{u}|^2, \quad (46)$$

where $\hat{t} = tD\beta^2$, $\hat{u} = u/(D\beta)$, and

$$\tau_c = \frac{D^2\beta^3}{MA} = \frac{15\eta_0 D^2\beta^3}{2\sigma_1 A}. \quad (47)$$

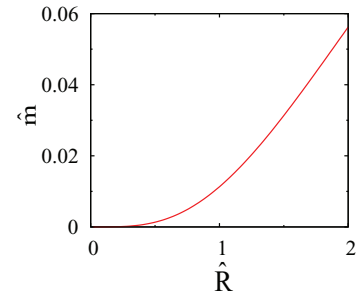


FIG. 1. The scaled coefficient \hat{m} as a function of \hat{R} .

Here we consider the case that $\sigma_1 A$ is positive. It is remarkable that all the parameters in the system are combined together as τ_c given by Eq. (47) so that τ_c is the only dimensionless parameter. This is the case even if one takes account of the convective term in Eq. (3) since it does not contain any extra parameters. The dimensionless coefficients depend only on $\hat{R} = R\beta$ and are given by

$$\hat{m}(\hat{R}) = mD\beta^2\tau_c, \quad (48)$$

$$\hat{\tau}(\hat{R}) = \tau\tau_c, \quad (49)$$

$$\hat{g}(\hat{R}) = g(D\beta)^2\tau_c. \quad (50)$$

These scaled coefficients have been evaluated numerically and plotted in Figs. 1–3, which indicate that those are definitely positive.

IV. DISCUSSION

We have formulated the theory of self-propulsion of a droplet caused by a Marangoni effect and chemical reactions. Equation of motion for a spherical droplet has been derived as Eq. (46) which exhibits a drift bifurcation. The hydrodynamic effects are taken into consideration by the Stokes approximation for the fluid velocity. This is justified when the time variation of the concentrations is much slower than that of the local fluid velocity. We have made two assumptions. One is the assumption that the interface (surface of droplet) is infinitesimally thin. This assumption is satisfied when the droplet radius is much larger than the interface width. The other assumption is that the relaxation of the component c

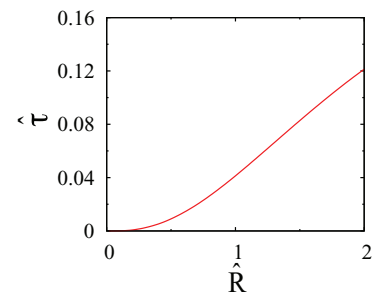


FIG. 2. The scaled coefficient $\hat{\tau}$ as a function of \hat{R} .

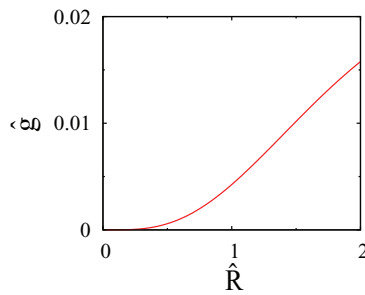


FIG. 3. The scaled coefficient \hat{g} as a function of \hat{R} .

is much faster than the interface motion. Since the interface velocity is arbitrarily small in the vicinity of the drift bifurcation threshold, the second assumption is consistently justified in the theory.

The mechanism that a droplet undergoes a translational motion in our model for $A > 0$ and $\sigma_1 > 0$ is as follows. When a droplet is motionless, there is an isotropic concentration distribution of c around it. The concentration profile outside the droplet is a decreasing function of the distance from the center of mass. Let us suppose that the position of the droplet is shifted slightly. Then, the concentration of c decreases (increases) at the front (rear). If the relaxation rate of the component c is infinite, this concentration unbalance is recovered instantaneously. However, when the relaxation rate is finite, the droplet tends to shift further since the interfacial energy is an increasing function of c . This is shown schematically in Fig. 4. In fact, it is found that the terms with the coefficients τ , m , and g in Eq. (41) arise from the higher order terms ($c_{\hat{q}}^{(1)}$, $c_{\hat{q}}^{(2)}$, and $c_{\hat{q}}^{(3)}$, respectively) in the short time expansion in Eq. (31). Therefore, if the time-delayed effect τu^α dominates the term $-u^\alpha$ which corresponds to the Stokes drag force, the droplet undergoes migration. It is noted that this argument can also be applied to the case $A < 0$ and $\sigma_1 < 0$.

We can estimate the effect of the convective term in Eq. (3) which has been ignored in the treatment in Sec. III. In Appendix D, we derive the correction from the convective

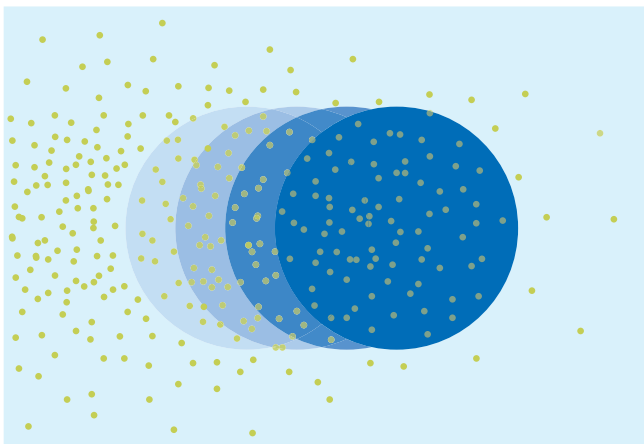


FIG. 4. Translational motion of a droplet. The droplet is migrating to the right under the non-uniform distribution of the c component indicated by the small dots.

term up to the first order of the perturbation expansion. The coefficient τ is evaluated since this quantity is directly related to the drift instability threshold. In the limit $\hat{R} \rightarrow 0$, we obtain

$$\tau = \frac{1}{\tau_c} \frac{2\hat{R}^3}{15} P. \quad (51)$$

When the convective term is not considered, we have $P = 1$ from Eq. (44). The first order correction from the convective term gives us $P = 31/56$ as shown in Appendix D. Since migration of droplet occurs for $\tau \geq 1$, this indicates that the stronger Marangoni effect is necessary when the convection of the third component exists.

The reason as to why the convective term of $H(\vec{r}) \equiv \vec{v} \cdot \vec{\nabla} c$ tends to suppress the Marangoni effect can be understood as follows. Substituting the local velocity given by Eq. (D2), we have the value of H at the interface

$$H_I = \vec{u} \cdot \vec{\nabla} c|_I. \quad (52)$$

When A is positive, $\vec{\nabla} c|_I$ and \vec{u} are anti-parallel (parallel) to each other at the front (rear) of the moving droplet so that we may expect that $H < (>)0$ at the front (rear) area. Since the first order correction to the concentration c is given by $c(\vec{r}) = -[-D\nabla^2 + \gamma]^{-1} H(\vec{r})$ and the operator $[-D\nabla^2 + \gamma]^{-1}$ is positive definite, the concentration c tends to increase (decrease) at the front (rear). This is just opposite to the concentration variation described above for the mechanism of translational motion.

One of the characteristic features of the present theory is that all the parameters in the model equations are combined as τ_c given by Eq. (47) which determines the threshold of the drift bifurcation. Since τ_c is inversely proportional to A and σ_1 , the self-propulsion is easier for the stronger production of c (i.e., larger values of A) and for stronger Marangoni effect (i.e., larger values of σ_1). Note that \hat{r} is an increasing function of the radius of droplet. This means that the drift instability is favorable for larger droplet if other parameters are fixed and if any shape instability would not occur.

We make a remark on the sign of the Marangoni factor. We have restricted ourselves to the case of $A\sigma_1 > 0$. When this quantity is negative, the coefficients m and g are negative in Eq. (41). Therefore, in this case, we have to take account of the higher time derivatives and the higher nonlinear terms of \vec{u} . However, this is beyond our present theoretical formulation.

In the present theory, the third component is produced inside a droplet. However, if it is produced only on the droplet surface, the step function in Eq. (3) should be replaced by the delta function. We expect that the results obtained in the present paper are not essentially altered if the component c diffuses to the inside of droplet as well as the outside. Such a model has been studied where the time-evolution equation of surfactant on the surface of droplet is introduced explicitly.²⁷

A self-propulsion of an oily droplet has been observed in a μm size.² In this experiment, the molecules which constitute the droplet are produced by a chemical reaction which takes place at the droplet surface. Another experiment by Thutupalli *et al.*⁴ shows that an aqueous droplet of the order of $100 \mu\text{m}$ surrounded by oil with surfactant molecules undergoes migration by causing a non-uniform surface tension due

to bromination on its surface. In these experiments, however, it seems that the bifurcation from a stationary state to a moving state predicted in the present study has not been observed. Further systematic experiments are desired.

Since fluid droplets are soft, they are generally deformed in migration. A coupling between migration velocity and shape deformations has been formulated recently in an excitable reaction-diffusion system.¹⁹ Extension of such a theory to the present hydrodynamical system will be carried out in the future.

ACKNOWLEDGMENTS

This work was supported by the JSPS Core-to-Core Program “International research network for non-equilibrium dynamics of soft matter” and the Grant-in-Aid for the Global COE Program “The Next Generation of Physics, Spun from Universality and Emergence” from the Ministry of Education, Culture, Sports, Science and Technology (MEXT) of Japan. T.O. is supported by a Grant-in-Aid for Scientific Research (C) from Japan Society for Promotion of Science. N.Y. acknowledges the support by a Grant-in-Aid for Young Scientists (B) (No.23740317).

APPENDIX A: DERIVATION OF THE FORCES

In this appendix, we derive the formulas (6) and (7). The force Eq. (5) is written as

$$f^\alpha = -\nabla^\alpha p - \phi \nabla^\alpha \frac{\delta F}{\delta \phi} - c \nabla^\alpha \frac{\delta F}{\delta c}. \quad (\text{A1})$$

Substituting the free energy Eq. (1) into Eq. (A1), we obtain the modified pressure

$$p' = p + \phi \frac{\partial f_{\text{GL}}}{\partial \phi} - f_{\text{GL}} + c \frac{\partial f_0}{\partial c} - f_0, \quad (\text{A2})$$

and

$$\begin{aligned} f^\alpha &= -\nabla^\alpha p' - (\nabla^\alpha \phi)(\nabla^\beta \phi)(\nabla^\beta B) - B(c)(\nabla^\alpha \phi)\nabla^2 \phi \\ &+ \frac{1}{2}(\nabla^\alpha B)|\vec{\nabla}\phi|^2 = -\nabla^\alpha p' + |\vec{\nabla}\phi|^2(\nabla^\beta B)(\delta_{\alpha\beta} - n^\alpha n^\beta) \\ &- B(c)(\nabla^\alpha \phi)\nabla^2 \phi - \frac{1}{2}(\nabla^\alpha B)|\vec{\nabla}\phi|^2, \end{aligned} \quad (\text{A3})$$

where $\vec{n} = -\vec{\nabla}\phi/|\vec{\nabla}\phi|$. In the last term on the first line of Eq. (A3), we have used the relation $(\nabla^\alpha c)\partial B/\partial c = \nabla^\alpha B$. Note the formula

$$\begin{aligned} \nabla^2 \phi &= -\nabla^\beta (n^\beta |\vec{\nabla}\phi|) = -(\vec{\nabla} \cdot \vec{n})|\vec{\nabla}\phi| + n^\beta \nabla^\beta |\vec{\nabla}\phi| \\ &= -(\vec{\nabla} \cdot \vec{n})|\vec{\nabla}\phi| + n^\gamma \nabla^\gamma (n^\beta \nabla^\beta \phi) \\ &= -(\vec{\nabla} \cdot \vec{n})|\vec{\nabla}\phi| + n^\gamma n^\beta \nabla^\gamma (\nabla^\beta \phi) + n^\gamma |\nabla\phi| n^\beta \nabla^\gamma (n^\beta) \\ &= -(\vec{\nabla} \cdot \vec{n})|\vec{\nabla}\phi| + n^\gamma n^\beta (\nabla^\gamma \nabla^\beta \phi), \end{aligned} \quad (\text{A4})$$

where we have used the fact that $n^\beta (\nabla^\gamma n^\beta) = (1/2)\nabla^\gamma (n^\beta)^2 = 0$ since $(n^\beta)^2 = 1$. Substituting this into Eq. (A3), we

obtain

$$\begin{aligned} f^\alpha &= -\nabla^\alpha p' + |\vec{\nabla}\phi|^2(\nabla^\beta B)(\delta_{\alpha\beta} - n^\alpha n^\beta) - B(c)n^\alpha (\vec{\nabla} \cdot \vec{n})|\vec{\nabla}\phi|^2 \\ &- \frac{1}{2}(\nabla^\alpha B)(\vec{\nabla}\phi)^2 + B(c)n^\alpha |\vec{\nabla}\phi| n^\gamma n^\beta (\nabla^\gamma \nabla^\beta \phi) \\ &+ \frac{1}{2}\nabla^\alpha (B(\vec{\nabla}\phi)^2) - \frac{1}{2}\nabla^\alpha (B(\vec{\nabla}\phi)^2) \\ &= -\nabla^\alpha p' + |\vec{\nabla}\phi|^2(\nabla^\beta B)(\delta_{\alpha\beta} - n^\alpha n^\beta) - B(c)n^\alpha (\vec{\nabla} \cdot \vec{n})|\vec{\nabla}\phi|^2 \\ &- B(c)n^\alpha |\vec{\nabla}\phi| n^\gamma n^\beta (\nabla^\gamma \nabla^\beta \phi) + B(c)(\nabla^\alpha \nabla^\beta \phi)(\nabla^\beta \phi) \\ &= -\nabla^\alpha p' + |\vec{\nabla}\phi|^2(\nabla^\beta B)(\delta_{\alpha\beta} - n^\alpha n^\beta) - B(c)n^\alpha (\vec{\nabla} \cdot \vec{n})|\vec{\nabla}\phi|^2 \\ &+ B(c)(\nabla^\gamma \nabla^\beta \phi)(\nabla^\beta \phi)(\delta_{\alpha\gamma} - n^\alpha n^\gamma), \end{aligned} \quad (\text{A5})$$

where

$$p'' = p' + \frac{1}{2}B(\nabla\phi)^2. \quad (\text{A6})$$

Therefore, the force \vec{f} can be divided into the normal and the perpendicular components,

$$f^\alpha = -\nabla^\alpha p'' + f_{\parallel}^\alpha + f_{\perp}^\alpha, \quad (\text{A7})$$

where

$$f_{\parallel}^\alpha = -n^\alpha B(c)|\vec{\nabla}\phi|^2(\vec{\nabla} \cdot \vec{n}), \quad (\text{A8})$$

$$f_{\perp}^\alpha = (\delta_{\alpha\beta} - n^\alpha n^\beta)[(\nabla^\beta B)|\vec{\nabla}\phi|^2 - B(c)|\vec{\nabla}\phi|(\nabla^\beta \nabla^\gamma \phi)n^\gamma]. \quad (\text{A9})$$

The second term in Eq. (A9) is negligible compared to the first term in the sharp interface limit. In fact, we have

$$\begin{aligned} |\vec{\nabla}\phi|(\nabla^\beta \nabla^\gamma \phi)n^\gamma &= |\vec{\nabla}\phi| \left[(\nabla^\beta n^\gamma)|\vec{\nabla}\phi| + n^\gamma (\nabla^\beta |\vec{\nabla}\phi|) \right] n^\gamma \\ &= \frac{1}{2}\nabla^\beta |\vec{\nabla}\phi|^2, \end{aligned} \quad (\text{A10})$$

where we have again used the formula $n^\gamma (\nabla^\beta n^\gamma) = (1/2)\nabla^\beta (n^\gamma)^2 = 0$. The integral of $B(c)\nabla^\beta |\vec{\nabla}\phi|^2$ across the interface vanishes provided that B varies weakly across the interface. Therefore, we ignore the second term in Eq. (A9).

APPENDIX B: DERIVATION OF THE MIGRATION VELOCITY

In this appendix, we derive Eqs. (22) and (23). In order to obtain Eq. (22), the following formula for a spherical droplet²⁵ is necessary:

$$\int da' n^\alpha(a) T^{\alpha\beta}(\vec{r}(a), \vec{r}(a')) n^\beta(a') Y_{lm}(a') = E_l Y_{lm}(a), \quad (\text{B1})$$

where

$$E_l = \frac{R}{\eta_0} \frac{2l(l+1)}{(2l-1)(2l+1)(2l+3)}, \quad (\text{B2})$$

and $Y_{lm}(a')$ is the spherical harmonics. The representation of the unit vector \vec{n} in terms of $Y_{1,m}$ is also necessary,

$$\vec{n} = (\sin\theta \cos\phi, \sin\theta \sin\phi, \cos\theta), \quad (\text{B3})$$

$$= \left(\sqrt{\frac{2\pi}{3}} (-Y_{11} + Y_{1-1}), i\sqrt{\frac{2\pi}{3}} (Y_{11} + Y_{1-1}), \sqrt{\frac{4\pi}{3}} Y_{10} \right). \quad (\text{B4})$$

Applying these formulas to Eq. (20), one can carry out the integral over a so that Eq. (22) is obtained.

Next we calculate Eq. (21). First, we make an ansatz as

$$\int da' T^{\alpha\beta} (\vec{r}(a), \vec{r}(a')) n^\beta(a') n^\alpha(a) = X \delta_{\alpha\gamma} + Y n^\alpha(a) n^\gamma(a). \quad (\text{B5})$$

The unknown constants X and Y are determined as follows. We note the identities,

$$\int da' T^{\alpha\beta} (\vec{r}(a), \vec{r}(a')) n^\beta(a') n^\alpha(a) = 3X + Y, \quad (\text{B6})$$

$$\int da' n^\alpha(a) T^{\alpha\beta} (\vec{r}(a), \vec{r}(a')) n^\beta(a') n^\gamma(a) n^\gamma(a') = X + Y. \quad (\text{B7})$$

The left-hand side of these expressions is readily evaluated as

$$\int da' T^{\alpha\beta} (\vec{r}(a), \vec{r}(a')) n^\beta(a') n^\alpha(a) = \frac{R}{8\eta_0} \int_{-1}^1 d(\cos\theta) \frac{1 + \sin^2(\theta/2)}{\sin(\theta/2)} = \frac{2R}{3\eta_0}, \quad (\text{B8})$$

$$\int da' n^\alpha(a) T^{\alpha\beta} (\vec{r}(a), \vec{r}(a')) n^\beta(a') n^\gamma(a) n^\gamma(a') = \frac{R}{8\eta_0} \int_{-1}^1 d(\cos\theta) \cos\theta \frac{\cos\theta - \sin^2(\theta/2)}{\sin(\theta/2)} = \frac{4R}{15\eta_0}, \quad (\text{B9})$$

where $\theta (> 0)$ is the angle between $\vec{n}(a)$ and $\vec{n}(a')$. Therefore, we obtain

$$X = \frac{R}{5\eta_0}, \quad (\text{B10})$$

$$Y = \frac{R}{15\eta_0}. \quad (\text{B11})$$

By using the formula (B5), Eq. (23) is readily obtained.

APPENDIX C: DERIVATION OF THE COEFFICIENTS

In this appendix, we derive the migration velocities by evaluating Eqs. (22) and (23). Substituting Eqs. (35)–(38) into Eq. (22), we obtain

$$u_1^\alpha = u_1^{(1)\alpha} + u_1^{(2)\alpha} + u_1^{(3)\alpha}, \quad (\text{C1})$$

where

$$\begin{aligned} u_1^{(1)\alpha} &= -\frac{2E_1\sigma_1}{\Omega} u^\beta \frac{\partial Q_2(s)}{\partial s} \Big|_{s=R} \int da' n^\alpha n^\beta \\ &= -\frac{2E_1\sigma_1}{R} u^\alpha \frac{\partial Q_2(s)}{\partial s} \Big|_{s=R}, \end{aligned} \quad (\text{C2})$$

$$\begin{aligned} u_1^{(2)\alpha} &= \frac{2E_1\sigma_1}{\Omega} \dot{u}^\beta \frac{\partial Q_3(s)}{\partial s} \Big|_{s=R} \int da' n^\alpha n^\beta \\ &= \frac{2E_1\sigma_1}{R} \dot{u}^\alpha \frac{\partial Q_3(s)}{\partial s} \Big|_{s=R}, \end{aligned} \quad (\text{C3})$$

$$\begin{aligned} u_1^{(3)\alpha} &= -\frac{2E_1\sigma_1}{\Omega} u^\delta u^\beta u^\gamma \int da' n^\alpha \frac{\partial}{\partial s^\delta} \frac{\partial}{\partial s^\beta} \frac{\partial}{\partial s^\gamma} Q_4(s) \\ &= -\frac{2E_1\sigma_1}{R} \left[-\frac{6}{5R^2} \frac{\partial Q_4}{\partial s} + \frac{6}{5R} \frac{\partial^2 Q_4}{\partial s^2} + \frac{3}{5} \frac{\partial^3 Q_4}{\partial s^3} \right] u^\alpha |u|^2, \end{aligned} \quad (\text{C4})$$

with $E_1 = 4R/(15\eta_0)$. In these derivations, we have used the following relations:

$$\frac{R}{\Omega} \int da' n^\alpha n^\beta n^\gamma n^\delta = \frac{1}{5} (\delta_{\alpha\beta} \delta_{\gamma\delta} + \delta_{\alpha\gamma} \delta_{\beta\delta} + \delta_{\alpha\delta} \delta_{\beta\gamma}), \quad (\text{C5})$$

$$\frac{R}{\Omega} \int da' n^\alpha n^\beta = \delta_{\alpha\beta}. \quad (\text{C6})$$

In order to calculate u_2^α in Eq. (23), we need the gradient of the concentration c

$$\begin{aligned} \nabla^\gamma c^{(1)} &= u^\alpha \frac{\partial}{\partial s^\gamma} \frac{\partial}{\partial s^\alpha} Q_2(s) \\ &= u^\alpha \left[\frac{1}{R} (\delta_{\gamma\alpha} - n^\alpha n^\gamma) \frac{\partial Q_2}{\partial s} + n^\alpha n^\gamma \frac{\partial^2 Q_2}{\partial s^2} \right], \end{aligned} \quad (\text{C7})$$

$$\begin{aligned} \nabla^\gamma c^{(2)} &= -\dot{u}^\alpha \frac{\partial}{\partial s^\gamma} \frac{\partial}{\partial s^\alpha} Q_3(s) + u^\alpha u^\beta \frac{\partial}{\partial s^\gamma} \frac{\partial}{\partial s^\alpha} \frac{\partial}{\partial s^\beta} Q_3(s) \\ &= -\dot{u}^\alpha \left[\frac{1}{R} (\delta_{\gamma\alpha} - n^\alpha n^\gamma) \frac{\partial Q_3}{\partial s} + n^\alpha n^\gamma \frac{\partial^2 Q_3}{\partial s^2} \right], \end{aligned} \quad (\text{C8})$$

$$\begin{aligned} \nabla^\gamma c^{(3)} &= u^\alpha u^\beta u^\delta \frac{\partial}{\partial s^\gamma} \frac{\partial}{\partial s^\alpha} \frac{\partial}{\partial s^\beta} \frac{\partial}{\partial s^\delta} Q_4(s) \\ &= +\frac{3}{R^3} [-u^\gamma |u|^2 + 3|u|^2 u^\alpha n^\alpha n^\gamma + 3u^\gamma u^\alpha u^\beta n^\alpha n^\beta \\ &\quad - 5u^\alpha u^\beta u^\delta n^\alpha n^\beta n^\delta n^\gamma] \left(\frac{\partial Q_4}{\partial s} - R \frac{\partial^2 Q_4}{\partial s^2} \right) \\ &\quad + \frac{3}{R} \left[|u|^2 u^\alpha n^\alpha n^\gamma + u^\gamma u^\alpha u^\beta n^\alpha n^\beta \right. \\ &\quad \left. - 2u^\alpha u^\beta u^\delta n^\alpha n^\beta n^\delta n^\gamma \right] \frac{\partial^3 Q_4}{\partial s^3} \\ &\quad + u^\alpha u^\beta u^\delta n^\gamma n^\alpha n^\beta n^\delta \frac{\partial^4 Q_4}{\partial s^4}. \end{aligned} \quad (\text{C9})$$

Substituting these into Eq. (23), we obtain

$$u_2^{(1)\alpha} = \frac{2X\sigma_1}{R} u^\alpha \frac{\partial Q_2}{\partial s} \Big|_{s=R}, \quad (\text{C10})$$

$$u_2^{(2)\alpha} = -\frac{2X\sigma_1}{R} \dot{u}^\alpha \frac{\partial Q_3}{\partial s} \Big|_{s=R}, \quad (\text{C11})$$

$$u_2^{(3)\alpha} = \frac{2X\sigma_1}{R} \left[-\frac{1}{R^2} \frac{6}{5} \frac{\partial Q_4}{\partial s} + \frac{1}{R} \frac{6}{5} \frac{\partial^2 Q_4}{\partial s^2} + \frac{3}{5} \frac{\partial^3 Q_4}{\partial s^3} \right] |u|^2 u^\alpha, \quad (\text{C12})$$

where X has been defined by Eq. (B10). Comparing Eqs. (C2)–(C4) with Eqs. (C10)–(C12), we note that $\vec{u}_2 = -(3/4)\vec{u}_1$.

APPENDIX D: CORRECTION FROM THE CONVECTIVE TERM

In this appendix, we calculate the coefficient τ by taking account of the correction from the convective term in Eq. (3). Up to the first order of $\vec{\nabla} \cdot (\vec{v}c)$, Eq. (44) has an additive correction as

$$\tau u^\alpha = -M \frac{\partial Q_2}{\partial s} \Big|_{s=R} u^\alpha - \frac{MR}{\Omega} \int da' n^\alpha \left[\int_{\vec{q}} G_q e^{-i\vec{q} \cdot (\vec{r}_G + \vec{s})} \times \int_{\vec{r}'} d^3 r e^{i\vec{q} \cdot \vec{r}'} (\vec{v}(\vec{r}') \cdot i\vec{q} c^{(0)}(\vec{r}')) \right], \quad (\text{D1})$$

where we have used the relation $\vec{u}_2 = -(3/4)\vec{u}_1$. The vector $\vec{v}(\vec{r})$ in the second term is the velocity field around (and inside) the droplet moving at a constant velocity u along the z -axis and is given by²⁶

$$\vec{v}(\vec{r}_G + \vec{r}) = \begin{cases} u \left[\left(\frac{5}{2} - \frac{3r^2}{R^2} \right) \mathbf{e}_z + \frac{3z}{2R^2} \mathbf{r} \right] & (\text{for } r < R) \\ u \left[-\left(\frac{R^3}{2r^3} \right) \mathbf{e}_z + \frac{3R^3 z}{2r^5} \mathbf{r} \right] & (\text{for } r > R). \end{cases} \quad (\text{D2})$$

Analytical evaluation of the integrals in Eq. (D1) seems impossible in a general condition. Here we consider the limit $\hat{R} = \beta R \rightarrow 0$. In this case, we may approximate $G(\vec{r})$ as $G(\vec{r}) = 1/(4\pi D r)$ and τ is calculated as

$$\begin{aligned} \tau &= -\frac{MR}{\Omega} \frac{4\pi}{27D^2} AR^5 \left[\frac{3}{2} \left(\frac{1}{5} - \frac{1}{7} \right) - \left(1 - \frac{1}{4} \right) \right] \\ &= \frac{MR}{\Omega} \frac{4\pi}{27D^2} R^5 A \frac{93}{140}. \end{aligned} \quad (\text{D3})$$

If the second term in Eq. (D1) is ignored, the factor 93/140 is replaced by 6/5.

We can also calculate the coefficient m by taking account of the correction from the convective term in Eq. (3).

$$m \dot{u}^\alpha = -M \frac{\partial Q_3}{\partial s} \Big|_{s=R} \dot{u}^\alpha + \frac{MR}{\Omega} \int da' n^\alpha \left[-\int_{\vec{q}} G_q^2 e^{-i\vec{q} \cdot (\vec{r}_G + \vec{s})} \frac{\partial}{\partial t} \times \int d^3 r e^{i\vec{q} \cdot \vec{r}'} (\vec{v}(\vec{r}') \cdot i\vec{q} c^{(0)}(\vec{r}')) \right]. \quad (\text{D4})$$

The lowest order contribution from the first term is given by

$$\begin{aligned} & -M \frac{\partial}{\partial s} Q_3(s) \Big|_{s=R} \\ &= \left[\frac{AMR^5}{24D^3} \frac{1}{\hat{R}} + (\text{terms finite for } \hat{R} \rightarrow 0) \right]. \end{aligned} \quad (\text{D5})$$

The second term due to the convection of the composition c has no term which is infinite for $\beta \rightarrow 0$. Thus, the contribution to the coefficient m from the convection of component c is found to be higher order of βR . We expect the same situation for g but have not confirmed it since the expression is very complicated. Finally, we make a remark that the smallness of ε in Eq. (24) is independent of the smallness of \hat{R} .

- ¹K. Nagai, Y. Sumino, H. Kitahata, and K. Yoshikawa, *Phys. Rev. E* **71**, 065301(R) (2005).
- ²T. Toyota, N. Maru, M. M. Hanczyc, T. Ikegami, and T. Sugawara, *J. Am. Chem. Soc.* **131**, 5012 (2009).
- ³A. Shioi, T. Ban, and Y. Morimune, *Entropy* **12**, 2308 (2010).
- ⁴S. Thutupalli, R. Seemann, and S. Herminghaus, *New J. Phys.* **13**, 073021 (2011).
- ⁵H. Kitahata, N. Yoshinaga, K. H. Nagai, and Y. Sumino, *Phys. Rev. E* **84**, 015101(R) (2011).
- ⁶K. Furtado, C. M. Pooley, and J. M. Yeomans, *Phys. Rev. E* **78**, 046308 (2008).
- ⁷Y.-G. Tao and R. Kapral, *J. Chem. Phys.* **128**, 164518 (2008).
- ⁸Y.-G. Tao and R. Kapral, *Soft Matter* **6**, 756 (2010).
- ⁹M. D. Levan, *J. Colloid Interface Sci.* **83**, 11 (1981).
- ¹⁰A. Ye. Rednikov and Y. S. Ryazantsev, *J. Appl. Math. Mech.* **53**, 212 (1989).
- ¹¹D. Jasnow and J. Vinals, *Phys. Fluids* **8**, 660 (1996).
- ¹²K. John, M. Baer, and U. Thiele, *Eur. Phys. J. E* **18**, 183 (2005).
- ¹³K. Krischer and A. Mikhailov, *Phys. Rev. Lett.* **73**, 3165 (1994).
- ¹⁴M. Or-Guil, M. Bode, C. P. Schenk, and H. G. Purwins, *Phys. Rev. E* **57**, 6432 (1998).
- ¹⁵T. Ohta, *Physica D* **151**, 61 (2001).
- ¹⁶S.-I. Ei, M. Mimura, and M. Nagayama, *Physica D* **165**, 176 (2002).
- ¹⁷Y. Nishiura, T. Teramoto, and K. Ueda, *Chaos* **15**, 047509 (2005).
- ¹⁸T. Ohta, T. Ohkuma, and K. Shitara, *Phys. Rev. E* **80**, 056203 (2009).
- ¹⁹K. Shitara, T. Hiraiwa, and T. Ohta, *Phys. Rev. E* **83**, 066208 (2011).
- ²⁰T. Ohta and T. Ohkuma, *Phys. Rev. Lett.* **102**, 154101 (2009).
- ²¹K. Kitahara, Y. Oono, and D. Jasnow, *Mod. Phys. Lett. B* **6**, 765 (1988).
- ²²D. M. Anderson, G. B. McFadden, and A. A. Wheeler, *Annu. Rev. Fluid Mech.* **30**, 139 (1998).
- ²³K. Kawasaki and T. Ohta, *Physica A* **118**, 175 (1983).
- ²⁴N. O. Young, J. S. Goldstein, and J. M. Block, *J. Fluid Mech.* **6**, 350 (1989).
- ²⁵T. Ohta, *Ann. Phys.* **158**, 31 (1984).
- ²⁶A. Onuki and K. Kanatani, *Phys. Rev. E* **72**, 066304 (2005).
- ²⁷N. Yoshinaga, K. Nagai, Y. Sumino, and H. Kitahata (unpublished).