

Title	Basic concept of explicit and implicit error correction methods (Numerical Analysis : Theory, Methods and Applications)
Author(s)	Iwashita, Takeshi; Mifune, Takeshi; Shimasaki, Masaaki
Citation	数理解析研究所講究録 (2009), 1638: 18-27
Issue Date	2009-04
URL	http://hdl.handle.net/2433/140542
Right	
Type	Departmental Bulletin Paper
Textversion	publisher

Explicit and implicit error correction methods の基礎概念 Basic concept of explicit and implicit error correction methods

岩下 武史 (京都大学), 美船 健 (京都大学), 島崎 眞昭 (福井工業大学)
Takeshi Iwashita (Kyoto University), Takeshi Mifune (Kyoto University), and Masaaki Shimasaki (Fukui University of Technology)

1 Introduction

This paper introduces the explicit and implicit error correction methods recently proposed by the authors [1]. First, we focus on a similarity between Hiptmair's hybrid smoother [2] and a (2-level) multigrid method [3]. Both methods use a coefficient matrix that is different to the original one in the error correction process. While the hybrid smoother uses the discrete gradient operator matrix, the multigrid method introduces coefficient matrices constructed on the coarse grids. We define a new class of such error correction techniques in iterative solvers, which we call the *Explicit error correction (EEC) method*. Moreover, corresponding to this explicit error correction method, we have proposed the *Implicit error correction (IEC) method* [1]. In Section 2, we introduce the detail of both these methods.

Next, we show an example of the EEC and IEC methods in a context of an electromagnetic field analysis. In a finite element electromagnetic field analysis, it is necessary to solve a large linear system of equations. Generally, a linear iterative solver such as the ICCG (Incomplete Cholesky Conjugate Gradient) method is used for this purpose [4]. It is well-known that the A-phi formulation gives a superior convergence rate to the A-formulation in the iterative solver [5, 6]. While several research papers have investigated the advantage of the A-phi method [7, 8], we here provide another interpretation of its effectiveness. It is shown that the A-phi method (formulation) can be seen as an IEC method corresponding to Hiptmair's hybrid smoother. The authors have, therefore, suggested that the A-phi method has a similar effect to that of the hybrid smoother for the error that corresponds to the kernel of the discrete curl operator $Ker(\text{curl})$ [1]. Whereas the hybrid smoother corrects these errors explicitly, the A-phi method introduces unknown variables for the electric scalar potential. Numerical results show that the A-phi method reduces the error belonging to $Ker(\text{curl})$ in the conductive region, which is explicitly corrected in the hybrid smoother, more efficiently than the A-method.

Next, it is shown that the IEC method can improve the condition of a coefficient matrix. We introduce our new multigrid type iterative method, namely the *Implicit correction multigrid method* [9], which is an IEC method corresponding to a conventional multigrid method. Numerical results of a 2-D finite difference analysis show that the implicit correction multigrid method achieves a convergence rate independent of the grid-size, which is the most important function of the multigrid method. Thus, the IEC method can improve the condition of a coefficient matrix and can also be viewed as one of the preconditioning techniques.

2 Explicit and Implicit Error Correction Methods

In this paper, we deal with a following linear system of equations:

$$Ax = b, \quad (1)$$

where A is an $n \times n$ matrix, and x and b are n -dimensional vectors. When a linear system (1) is solved by an iterative solver, the error correction method is often used. Let the current approximation for x be \tilde{x} . The explicit error correction (EEC) method is defined by the following two steps. The first step is to determine error quantity \tilde{y} using the following linear system:

$$Cy = d(\tilde{x}). \quad (2)$$

When the dimension of y is denoted by m , the coefficient matrix C is an $m \times m$ matrix. The m -dimensional vector d is given by a function of the current approximation \tilde{x} . In general, the dimension m is sufficiently smaller than n . Applying an iterative method such as a relaxation method or a direct solver to (2), we get an m -dimensional vector \tilde{y} , which is an approximation of y or exactly y . The second step is, then, given by the update of the approximation \tilde{x} :

$$\tilde{x}^{new} \leftarrow \tilde{x} + B\tilde{y}, \quad (3)$$

where matrix B is an $n \times m$ matrix.

We here propose the implicit error correction (IEC) method, in which the original linear system (1) and the (reduced dimensional) linear system for error correction (2) are combined. The implicit error correction method is derived as follows. First, while we pay attention to (3), the solution vector x in (1) is replaced by $\hat{x} + B\hat{y}$, where \hat{x} and \hat{y} are n -dimensional and m -dimensional vectors, respectively. This means that the solution vector is described by $\hat{x} + B\hat{y}$. Consequently, we obtain

$$A\hat{x} + AB\hat{y} = b \quad (4)$$

instead of (1). Next, we consider the linear system for determining the error correction quantity (2). In most explicit error correction type methods, the linear system (2) is given by the restricted residual equation of (1). In this case, d is written as a matrix-vector product Dr , where D is an $m \times n$ matrix and $r = b - A\tilde{x}$ is the residual vector. Then, in the IEC method, we replace $d(\tilde{x})$ in (2) by $D(b - A\tilde{x})$. Accordingly, we get

$$DA\tilde{x} + Cy = Db. \quad (5)$$

By rewriting vectors \tilde{x} and y by \hat{x} and \hat{y} , respectively, we finally obtain the matrix form of the IEC method as follows:

$$\begin{pmatrix} A & AB \\ DA & C \end{pmatrix} \begin{pmatrix} \hat{x} \\ \hat{y} \end{pmatrix} = \begin{pmatrix} b \\ Db \end{pmatrix}. \quad (6)$$

In the proposed method, the linear system of equations (6) instead of (1) is solved by a (pre-conditioned) iterative method. The solution of the original linear system (1) is given by $\hat{x} + B\hat{y}$. It is expected that the iterative solution process produces the effect of the error correction implicitly. In other words, the linear system derived from the IEC method (6) is expected to have an improved condition of the coefficient matrix over that of the original linear system (1).

3 Relationship Between A-phi Method and Hybrid Smoother

In this paper, we deal with a quasi-static electromagnetic field problem. It is assumed that the analyzed domain Ω is a simply connected domain. For simplicity, we do not describe the effect of the boundary in the following. The basic equation based on the A-formulation is given by

$$\nabla \times (\nu \nabla \times \vec{A}_m) + \sigma \frac{\partial \vec{A}_m}{\partial t} = \vec{J}_0, \quad (7)$$

where \vec{A}_m , ν , σ , t , \vec{J}_0 are the magnetic vector potential, the magnetic reluctivity, the electrical conductivity, time, and the exciting current, respectively. It is noted that $\nabla \cdot \vec{J}_0 = 0$ is satisfied. The basic equation based on the A-phi formulation is given by

$$\nabla \times (\nu \nabla \times \vec{A}'_m) + \sigma \frac{\partial (\vec{A}'_m + \nabla \phi)}{\partial t} = \vec{J}_0, \quad (8)$$

$$\nabla \cdot \left(\sigma \frac{\partial (\vec{A}'_m + \nabla \phi)}{\partial t} \right) = 0, \quad (9)$$

where \vec{A}'_m is also the magnetic vector potential and ϕ is the electric scalar potential.

When a finite element discretization with edge elements and a backward time difference method are applied to (7), the resulting linear system of equations is given by

$$K_A x_A = (C_u^T M_\nu C_u + \frac{M_\sigma}{\Delta t}) x_A = b_A, \quad (10)$$

where Δt is the length of the time step, x_A is the unknown vector that represents the magnetic vector potential to be calculated, and the right-hand side b_A is determined by the previous value of the magnetic vector potential and the exciting current. When the number of edges and faces are denoted by e and f , respectively, the matrix C_u is an $f \times e$ matrix, which is given by the discrete curl operator. The $f \times f$ matrix M_ν and the $e \times e$ matrix M_σ are given by

$$[M_\nu]_{ij} = \int_\Omega \nu \vec{w}_i^f \cdot \vec{w}_j^f dV, \quad [M_\sigma]_{ij} = \int_\Omega \sigma \vec{w}_i^e \cdot \vec{w}_j^e dV, \quad (11)$$

where \vec{w}^f and \vec{w}^e are a face-element basis function and an edge-element basis function, respectively.

In this paper, we consider the use of Hiptmair's hybrid smoother [2] in the A-method. Although the hybrid smoother consists of a normal Gauss-Seidel sweep and a special error correction process, the latter correction process is key to the method. Thus, we discuss only the error correction process in the following. When Hiptmair's hybrid smoother is applied to (10), the error correction procedure can be written in the form of an EEC method as follows:

$$C = \frac{1}{\Delta t} G^T M_\sigma G, \quad (12)$$

$$d(\tilde{x}_A) = G^T(b_A - K_A\tilde{x}_A) \quad (13)$$

in (2), and

$$B = G, \quad (14)$$

where \tilde{x}_A is the current approximation for x_A and G is a discrete gradient operator that satisfies $C_u G = 0$. The matrix C is also written as $G^T K_A G$. From (6), (10), (12), (13), and (14) and the relationship between C_u and G , we obtain the linear system of the IEC method corresponding to the hybrid smoother as follows:

$$\begin{aligned} & \begin{pmatrix} K_A & K_A G \\ G^T K_A & G^T K_A G \end{pmatrix} \begin{pmatrix} \hat{x}_A \\ \hat{y}_A \end{pmatrix} \\ &= \begin{pmatrix} K_A & \frac{1}{\Delta t} M_\sigma G \\ \frac{1}{\Delta t} G^T M_\sigma & \frac{1}{\Delta t} G^T M_\sigma G \end{pmatrix} \begin{pmatrix} \hat{x}_A \\ \hat{y}_A \end{pmatrix} = \begin{pmatrix} b_A \\ G^T b_A \end{pmatrix}. \end{aligned} \quad (15)$$

The coefficient matrix in (15) is identical to the coefficient matrix arising from the finite element discretization of (8) and (9). Moreover, since the initial condition that $\hat{x}_A = x_A$ and $\hat{y}_A = 0$ is normally set at $t=0$, $x_A = \hat{x}_A + G\hat{y}_A$ is satisfied in each time step. Consequently, the right-hand side of (15) is the same as the right-hand side derived from (8) and (9). Therefore, the linear system of the IEC method that corresponds to the hybrid smoother (15) coincides with the linear system of equations derived from the A-phi method. Thus, the A-phi method can be regarded as the implicit version of the error correction of Hiptmair's hybrid smoother.

4 Implicit Correction Multigrid Method

In this section, we introduce the implicit correction multigrid method [1, 9], in which the linear systems of equations on all levels in a conventional multigrid method are combined and are solved simultaneously using a (preconditioned) iterative method. We first introduce the 2-level implicit correction multigrid method. In a conventional 2-level multigrid method, the coarse grid correction for (1) is given in the form of the explicit error correction method as follows:

$$C = A^H, \quad (16)$$

$$d(\tilde{x}) = I_h^H(b - A\tilde{x}), \quad (17)$$

and

$$B = I_H^h, \quad (18)$$

where A^H is the coefficient matrix constructed on the coarse grid, and I_h^H and I_H^h are the restriction and prolongation operators, respectively. From (6), (16), (17), and (18), the linear system of the (2-level) implicit correction multigrid method that corresponds to the coarse grid correction is given by

$$\begin{pmatrix} A & AI_H^h \\ I_h^H A & A^H \end{pmatrix} \begin{pmatrix} x \\ x^H \end{pmatrix} = \begin{pmatrix} b \\ I_h^H b \end{pmatrix}, \quad (19)$$

where x^H is an unknown vector with the dimension of the coarse grid.

The linear system for the multi-level implicit correction multigrid method is derived from the recursive application of the 2-level implicit correction multigrid method to the original linear system (1). Here, we denote the linear system arising from the proposed method, for 0 to k levels, by

$$T^k x_t^k = b_t^k. \quad (20)$$

When we solve (20) by means of the 2-level implicit correction multigrid method, the resulting linear system is given by

$$\begin{pmatrix} T^k & T^k I_{k+1}^k \\ I_k^{k+1} T^k & A^{k+1} \end{pmatrix} \begin{pmatrix} x_t^k \\ x^{k+1} \end{pmatrix} = \begin{pmatrix} b_t^k \\ I_k^{k+1} b_t^k \end{pmatrix}, \quad (21)$$

where A^{k+1} and x^{k+1} are the coefficient matrix and the unknown vector on the $k+1$ level, respectively, and I_k^{k+1} and I_{k+1}^k are the restriction and prolongation operators between the k -th and $(k+1)$ -th levels, respectively. Applying (21) to (1) recursively, we finally obtain the linear system for the l -level implicit correction multigrid method as follows:

$$\begin{pmatrix} S^{0,0} & \dots & S^{0,l} \\ \vdots & \ddots & \vdots \\ S^{l,0} & \dots & S^{l,l} \end{pmatrix} \begin{pmatrix} x^0 \\ \vdots \\ x^l \end{pmatrix} = \begin{pmatrix} f^0 \\ \vdots \\ f^l \end{pmatrix}, \quad (22)$$

where

$$S^{\alpha,\alpha} = A^\alpha, \quad (23)$$

$$S^{\alpha,\beta} = A^\alpha I_{\alpha+1}^\alpha I_{\alpha+2}^{\alpha+1} \dots I_\beta^{\beta-1} (\alpha < \beta), \quad (24)$$

$$S^{\alpha,\beta} = I_{\alpha-1}^\alpha I_{\alpha-2}^{\alpha-1} \dots I_\beta^{\beta+1} A^\beta (\alpha > \beta), \quad (25)$$

$$f^\alpha = I_{\alpha-1}^\alpha I_{\alpha-2}^{\alpha-1} \dots I_0^1 b, \quad (26)$$

$A^0 = A$, and $f^0 = b$. In the proposed method, the linear system (22) is solved using a preconditioned iterative method. The solution vector of the original linear system (1) is given by $x = x^0 + \sum_{k=1}^l \{(\prod_{p=1}^k I_p^{p-1}) x^k\}$.

5 Numerical Results

5.1 Effect of the A-phi Method

In this subsection, we examine the effect of the error correction in the A-phi method. The test problem is the TEAM (Testing Electromagnetic Analysis Method) workshop problem 10 [10]. The test model is discretized by using tetrahedra finite elements (Whitney elements), with the number of elements equal to 5968, and Δt set to 10^{-3} (s). The linear system in the first time step is solved using the ICCG method. Next, Fig. 2 shows the convergence behavior of the error

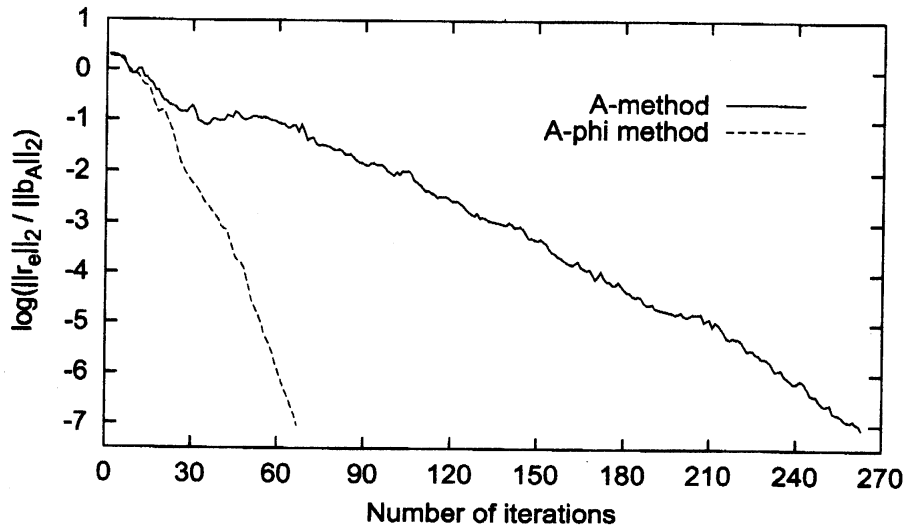


Figure 1: Comparison of convergence between A-method and A-phi method

e_g of the kernel of the discrete curl operator $Ker(\text{curl})$ in the conductive region of the model. Whereas Hiptmair's hybrid smoother corrects this error explicitly, Fig. 2 indicates that the error e_g can be efficiently removed in the A-phi method. Moreover, while we calculate the 2-norm ratio of e_g with respect to the total error in the conductive region for the A-method, the ratio is higher than 0.9 in most of iterations. Thus, the $Ker(\text{curl})$ error causes the slow convergence rate in the A-method. Accordingly, the A-phi method has the effect of (implicit) error correction of e_g as in the hybrid smoother, and therefore achieves the advantage in convergence.

5.2 Effect of the Implicit Correction Multigrid Method

In this subsection, we examine the effect of the implicit correction multigrid method. The test problem is given as a linear system of equations derived from a 2-D Poisson equation discretized by a five point difference method. Figures 3 and 4 show a comparison of convergence behaviors, where "iMG" implies the implicit correction multigrid method. When the CG (Conjugate Gradient) or ICCG method is applied to the original linear system, the convergence rate declines rapidly as the problem size increases. On the other hand, when the linear system based on the implicit correction multigrid method is solved using the CG method, the number of iterations necessary for convergence does not really depend on the problem size. Since the procedure does not include any conventional multigrid process, this result indicates that the implicit correction multigrid method includes the coarse grid correction effect. Moreover, it is shown that the condition number of the coefficient matrix of the implicit multigrid method is improved from that of the original matrix 103 to 3.89 in the case of a 15×15 grid.

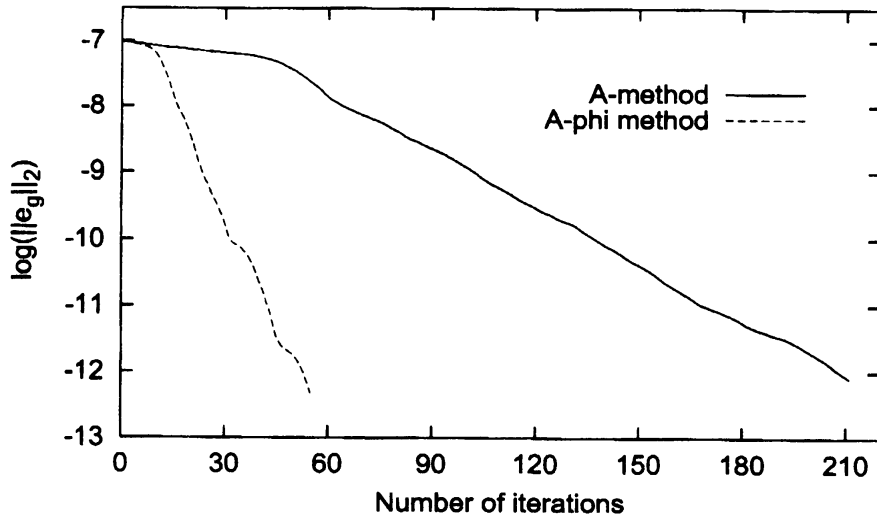


Figure 2: Convergence behavior of the error of the kernel of the discrete curl operator in the conductive region

5.3 Effectiveness of Implicit Error Correction Method

Numerical results indicate that the IEC method improves a condition of the coefficient matrix and attains a similar effect as the corresponding EEC method. We now consider the condition under which the IEC method works well. In general, an EEC type method is introduced for correction of the error e_s that satisfies $Ae_s \simeq 0$. When A is positive or semi-positive definite, these errors belong to a space spanned by the eigenvectors having small eigenvalues, which we denote by V_s . Accordingly, it is expected that the IEC method can work well when the range of B gives a good approximation of V_s . In this case, D and C can simply be set as $D = B^T$ and $C = B^T A B$ (Galerkin approximation), respectively, and then the enlarged linear system (6) is written as a following singular linear system:

$$\begin{pmatrix} A & AB \\ B^T A & B^T A B \end{pmatrix} \begin{pmatrix} \hat{x} \\ \hat{y} \end{pmatrix} = \begin{pmatrix} b \\ B^T b \end{pmatrix}. \quad (27)$$

In our numerical tests, the implicit correction multigrid method shows good convergence performance under the above condition, even though the coefficient matrix on coarse levels can be constructed using other strategies. In [11], we have discussed the condition of the matrix B for making the IEC method work well.

6 Conclusion

This paper introduces proposed an implicit error correction method that corresponds to the explicit error correction methods, such as Hiptmair's hybrid smoother and the coarse grid

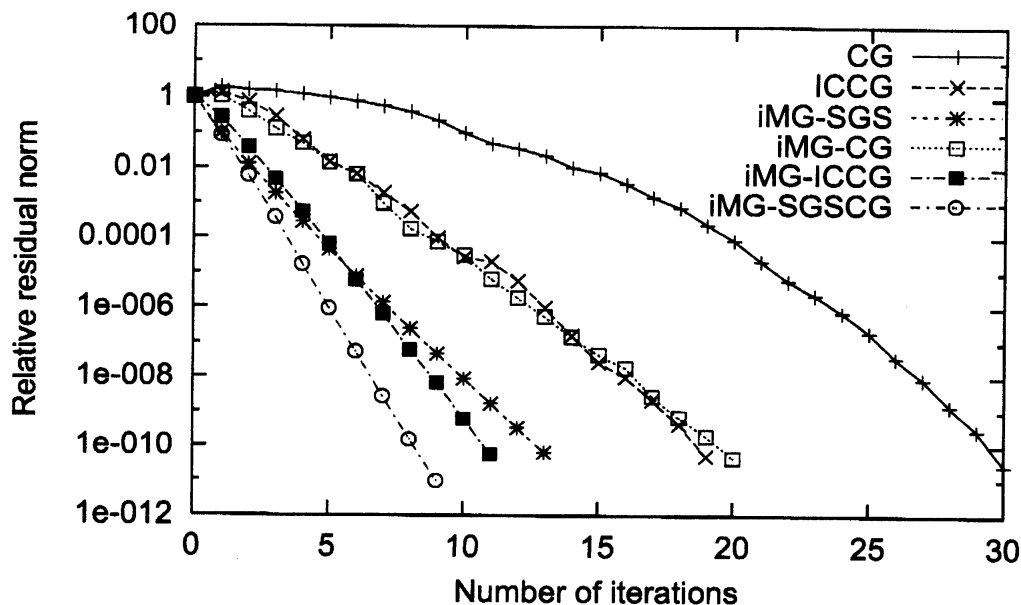


Figure 3: Comparison of convergence behaviors (15×15 grid)

correction in a multigrid method. It is shown that the A-phi method can be regarded as an implicit error correction version of the hybrid smoother. Furthermore, numerical tests show that the A-phi method has a similar effect on the correction of the error of the kernel of the discrete curl operator as that of the hybrid smoother, which results in an advantage in convergence. Next, we introduce the implicit correction multigrid method by applying the implicit error correction concept to the multigrid method. It is shown that the proposed method achieves the convergence rate independent of the problem size. This result confirms the strong relationship between the explicit error correction method and the implicit error correction method and shows the effectiveness of the proposed method.

References

- [1] T. Iwashita, T. Mifune and M. Shimasaki, "Similarities between implicit correction multigrid method and A-phi formulation in electromagnetic field analysis", *IEEE Trans. Magn.*, vol.44, pp. 946–949, June, 2008.
- [2] R. Hiptmair, "Multigrid method for Maxwell's equations," *SIAM J. Numer. Anal.*, vol.36, pp. 204–225, Dec. 1998.
- [3] P. Wesseling, *An introduction to multigrid methods*, John Wiley & Sons Ltd., 1992. Corrected Reprint. Philadelphia, PA: R.T. Edwards, Inc., 2004.

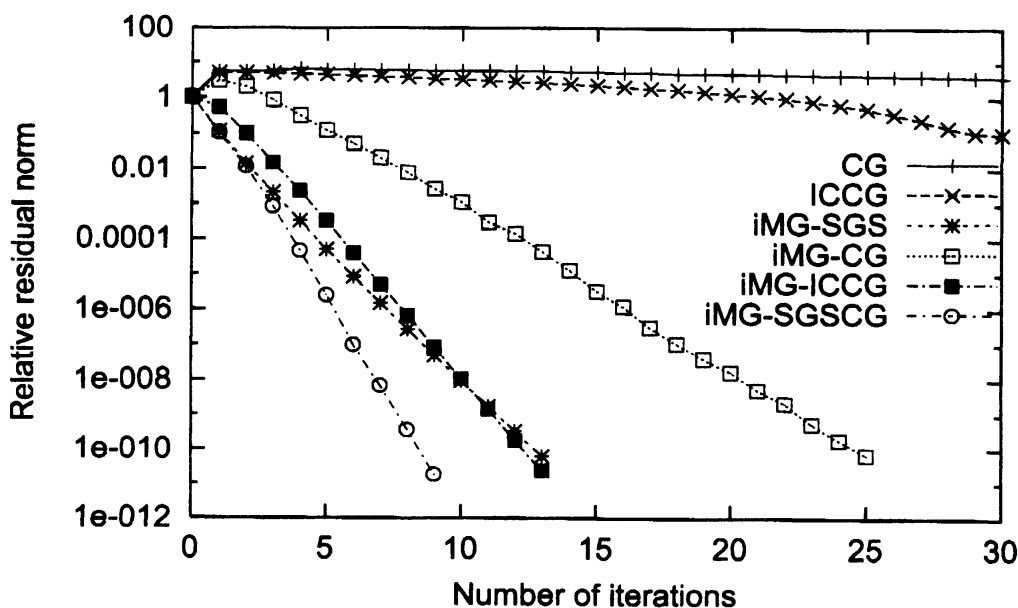


Figure 4: Comparison of convergence behaviors (127×127 grid)

- [4] Y. Saad, *Iterative Methods for Sparse Linear Systems, Second ed.*, Philadelphia, PA: SIAM, 2003.
- [5] K. Fujiwara, T. Nakata, and H. Ohashi, "Improvement of convergence characteristic of ICCG method for the $A - \phi$ method using edge elements", *IEEE Trans. Magn.*, vol.32, pp. 804–807, May 1996.
- [6] R.D. Edlinger and O. Biro, "A joint vector and scalar potential formulation for driven high frequency problems using hybrid edge and nodal finite element," *IEEE Trans. Microw. Theory Tech.*, vol.44, pp. 15-23, Jan. 1996.
- [7] H. Igarashi and T. Honma, "On convergence of ICCG applied to finite element equation for quasi-static fields," *IEEE Trans. Magn.*, vol.38, pp. 565–568, Mar. 2002.
- [8] B. Weiss and O. Biro, "On the convergence of transient eddy-current problems," *IEEE Trans. Magn.*, vol.40, pp. 957–960, Mar. 2004.
- [9] T. Iwashita, T. Mifune, and M. Shimasaki, "New multigrid method: basic concept of implicit correction multigrid method," *IPJS Trans. Advanced Computing Systems*, vol.48 (ACS18), pp. 1–10, May 2007 (In Japanese).
- [10] T. Nakata, N. Takahashi, and K. Fujiwara, "Summary of the results for benchmark problem 10 (steel plates around a coil)," *Compel*, vol.11, pp. 335–344, 1992.

- [11] T. Mifune, S. Moriguchi, T. Iwashita, and M. Shimasaki, "Convergence Acceleration of Iterative Solvers for the Finite Element Analysis Using the Implicit and Explicit Error Correction Methods", *IEEE Trans. Magn.*, to appear.