

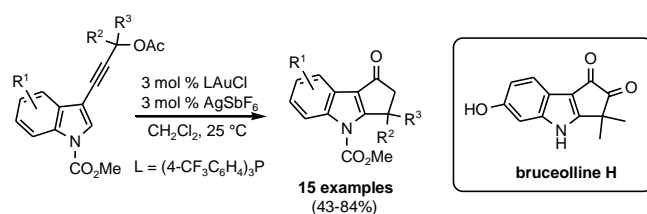
Construction of Cyclopenta[b]indol-1-ones by a Tandem Gold(I)-Catalyzed Rearrangement/Nazarov Reaction and Application to the Synthesis of Bruceolline H

Dina Scarpi,[†] Martina Petrović,[†] Béla Fiser,[‡] Enrique Gómez-Bengoá,[‡] and Ernesto G. Occhiato^{†,*}

[†]Dipartimento di Chimica “U. Schiff”, Università degli Studi di Firenze, Via della Lastruccia 13, 50019, Sesto Fiorentino (FI), Italy.

[‡]Departamento de Química Orgánica I, Universidad del País Vasco / UPV-EHU, Manuel de Lardizabal 3, Donostia-San Sebastián, Spain-20018.

Supporting Information Placeholder

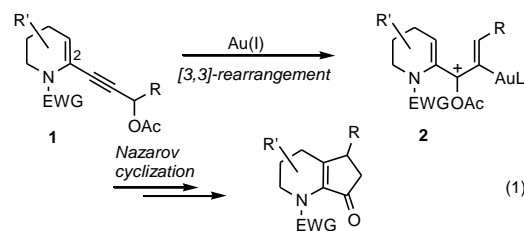


ABSTRACT: A tandem gold(I)-catalyzed rearrangement/Nazarov reaction of enynyl acetates which efficiently provides cyclopenta[b]indol-1-ones as useful precursors for the synthesis of natural and bioactive compounds, is described. The synthetic potential of the methodology is demonstrated by the first total synthesis of bruceolline H.

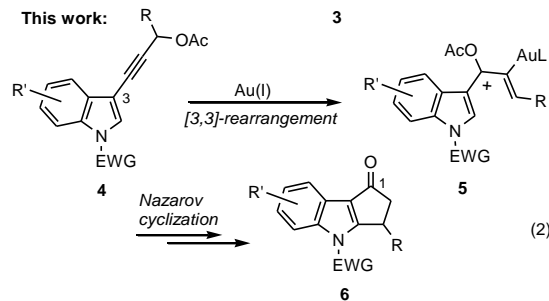
The development of new methods for the synthesis of cyclopenta[b]indoles is a widely explored research area, as those structures are commonly found in many natural and biologically active compounds.^{1,2} In particular, gold(I) catalysis³ has emerged in the past few years as a powerful tool for the pentannulation of indoles and other N-heterocycles.⁴ Cyclization reactions triggered by electrophilic activation of an unsaturated side chain of the heterocycle,⁵ sequential gold(I)-catalyzed hydroamination/cyclization reactions,⁶ and cascade gold(I)-catalyzed rearrangement/cyclization processes,⁷ have all successfully been employed for the pentannulation of indoles. As a part of our studies on the synthesis of cyclopenta-fused heterocycles by the Nazarov reaction,^{8,9} we recently reported that N-heterocycles **1** bearing a propargylic ester moiety at position 2 (eq 1), undergo, in the presence of a gold(I) catalyst, a tandem process which forms pentannulated heterocycles **3** under remarkably mild conditions.^{7a} The process entails, as the key steps, the gold(I)-catalyzed [3,3]-sigmatropic rearrangement of the propargylic acetate, which generates requisite pentadienyl cation **2**, and the Nazarov cyclization of the latter.¹⁰ 5-Acyloxy-1,3-enynes **4** in which an indole ring bears the propargylic moiety at position 3 (eq 2) are instead unexplored substrates for this gold-catalyzed cascade process. To date, the gold(I)-catalyzed pentannulation of 3-substituted indoles has involved 3-allenylindoles,^{5c,d} 3-prop-2-ynyl-1*H*-indoles,¹¹ 3-allenones^{5b} and 3-acyloxy-1,4-enynes,^{7b} but the behavior under gold-catalysis of substrates **4** is unknown. The process would lead to the formation of cyclopenta[b]indoles **6** with a substitution pattern on the five-membered ring which would allow an easy entry to the bruceollines^{1a-b} and other natural

products possessing the cyclopenta[b]indol-1-one nucleus.^{1e-f,2} Herein we report that the gold(I)-catalyzed reaction of enynyl acetates **4** provides in high overall yield target cyclopenta[b]indol-1-ones **6**, which are obtained in just five steps from commercially available starting material, and demonstrate the synthetic potential of the methodology by the first total synthesis of bruceolline H, a natural compound whose isolation from *Brucea mollis* was first reported in 2011.^{1a}

Previous work:



This work:



An examination of different ligands and gold(I) counterions was first undertaken to find the best reaction conditions with model substrate **4a** ($R^1, R^2 = H, R^3 = Me$, Scheme 1).

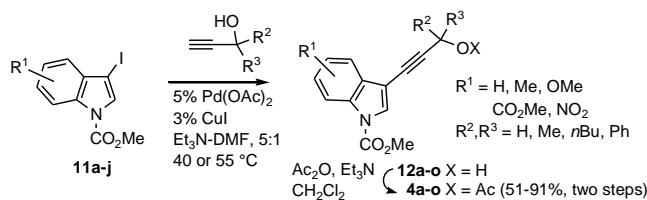
Table 1. Reaction of 4a over various catalysts^a

entry	ligand L	anion (X^-)	time (h)	6a (%) ^b	10a (%) ^b
1	Ph ₃ P	SbF ₆ ⁻	6	94 (79) ^c	6
2	(4-CF ₃ C ₆ H ₄) ₃ P	SbF ₆ ⁻	2	98 (83) ^c	2
3	<i>c</i> Hex ₃ P	SbF ₆ ⁻	22	77	23
4	<i>t</i> -Bu ₃ P	Tf ₂ N ⁻	24	37	3
5	<i>c</i> HexJohnPhos	SbF ₆ ⁻	24	31	traces
6	(2,4-di- <i>t</i> -BuC ₆ H ₃ O) ₃ P	SbF ₆ ⁻	1.5	79 (73) ^c	-
7	(4-CF ₃ C ₆ H ₄) ₃ P	Tf ₂ N ⁻	4	99	1
8	(4-CF ₃ C ₆ H ₄) ₃ P	TfO ⁻	2	96	4
9 ^d	(4-CF ₃ C ₆ H ₄) ₃ P	BARF ⁻	4	-	-

^aReactions carried out by premixing 3 mol % of both LAuCl and AgX in CH₂Cl₂ for 20 min at 25 °C and then adding the substrate (0.2 mmol); ^bConversion measured by ¹H NMR; ^cYield after chromatography; ^d3 mol % of NaBARF (sodium tetrakis[3,5-bis(trifluoromethyl)phenyl]borate) was used.

Monitoring the reaction by ¹H NMR (Figure 1) revealed that the reaction was complete in two hours when ligand L1 [(4-CF₃C₆H₄)₃P] and AgSbF₆ as the source of the non-coordinating anion were used, providing cyclopenta[b]indole **6a** in 83% yield (Table 1, entry 2). Interestingly, while monitoring the reaction, we could not observe any NMR signal associated to acetate **8a** (Scheme 2), formed after the cyclization process, due to its immediate transformation into final compound **6a**.¹² With AgSbF₆ (3 mol %) alone, the reaction did occur but the conversion was only 6% after 2 h, thus showing that the Au(I) complex is the real catalyst for this process.

Scheme 1. Preparation of substrates 4.



With ligand L2 (Ph₃P) the reaction was slower, being the conversion into **6a** about 94% after 6 hours (entry 1). In this case, we also observed the formation of a certain amount (6%) of α,β -unsaturated compound **10a** (Scheme 2) as a 3:1 *E/Z* isomeric mixture. When more electronrich ligands were used (L3 = *c*Hex₃P, L4 = *t*-Bu₃P, and L5 = *c*HexJohnPhos), the reaction was very slow, with only partial conversions even after 24 h and the formation of higher (up to 23%) relative amounts of α,β -unsaturated compound **10a** (entries 3-5). Given the marked effect of electronpoor phosphine L1, a phosphite ligand was used (entry 6) but, although the reaction was slightly faster, a lower yield than with L1 was obtained because of the formation of unidentified side products.

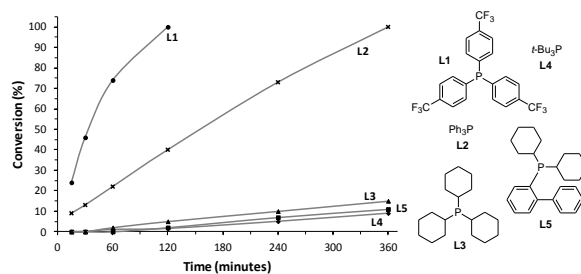
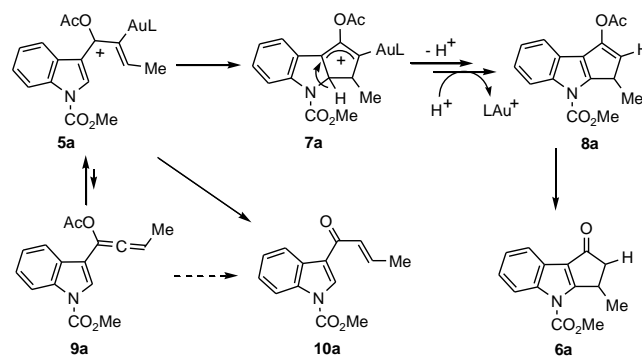


Figure 1. Effect of phosphine ligands on the reaction rate.

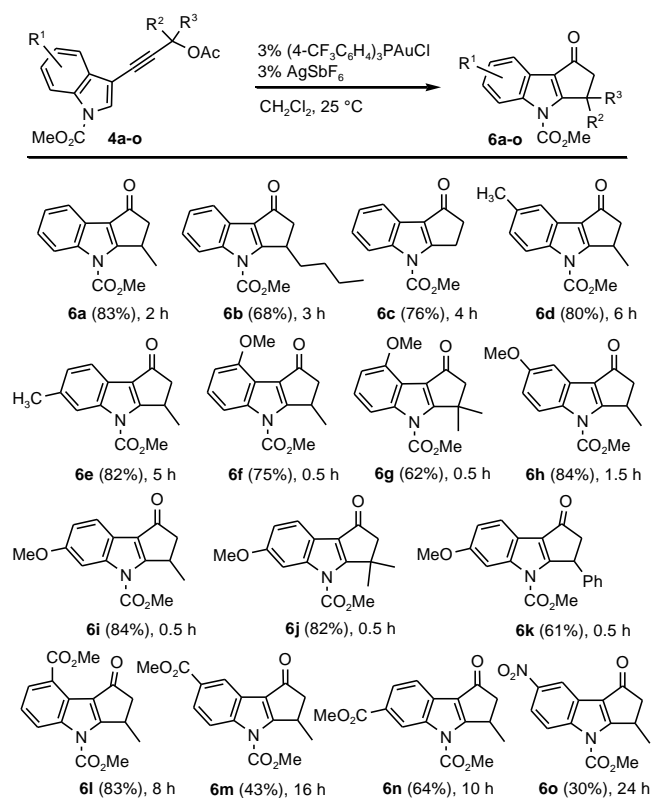
Less important was the role of the counterion: using ligand L1, the reaction rates were approximately the same with SbF₆⁻ (entry 2) and TfO⁻ (entry 8) and slightly lower (conversion complete in 4 h) with Tf₂N⁻ (entry 7). Only with BARF⁻ (entry 9) the starting material was recovered unreacted.

Scheme 2. The postulated pathways.



The scope of the reaction was investigated with a series of differently substituted enynyl acetates **4** and ligand L1. To this end, *N*-protected 3-iodoindoles **11a-j** (Scheme 1), bearing various electron withdrawing and electron donating groups, were coupled to alkyn-3-ols under Sonogashira conditions¹³ to provide, after *O*-acetylation of alcohols **12a-o**, requisite substrates **4a-o** in good to excellent overall yields (51-91%, unstable when neat). The outcome of the tandem reaction varied with the electronic properties of the substituent on the indole ring (Scheme 3), with EWGs (in **4l-o**) lowering both the reaction rate and conversion into the Nazarov product. In the cases of **4m** and **4o**, bearing an EWG at position 5, a particularly high amount of the corresponding α,β -unsaturated compound was also obtained (37 and 50%, respectively). With ED groups, the isolated yields of cyclopenta[b]indolones **6** were good to excellent and reaction rates very high, especially with methoxy-substituted substrates **4f-k** (generally less than 1 h for a complete conversion). To further confirm the effect of the indole substituent,¹⁴ a competition experiment was carried out on a 1:1 mixture of 6-MeO- and 6-CO₂Me-substituted substrates **4i** and **4n**, respectively, in the presence of 3 mol % of the catalyst. Monitoring the reaction by ¹H NMR revealed the almost immediate conversion (less than 15 min) of the substrate with the ED group on the ring into **6i**, whereas substrate **4n** was completely converted into **6n** in 4 h.

Scheme 3. Scope of the reaction.



The formation of α,β -unsaturated ketone **10a** (Scheme 2) and its relative increase when the cyclization becomes very slow, suggest that the Nazarov cyclization of intermediate **5a** to form oxyallyl cation **7a** is the rate determining step of the whole process. Whereas with N-heterocycles **1** (eq 1) the cyclization was a fast process,^{7a} a computational study carried out on substrate **4a** and Ph₃PAu⁺ as the cationic gold species, in fact resulted in the cyclization of pentadienyl cation **5a** being the rate-limiting step of the tandem reaction (Figure 2). The acetate rearrangement proceeds with a low activation barrier ($\Delta G_{\text{act}} = 8.6$ kcal/mol) and in a slightly exergonic fashion ($\Delta G_{\text{react}} = -2.6$ kcal/mol) to form intermediate **III** (i.e. **5a**). The next cyclization step, from **III** to **IV** (i.e. **7a**) has the highest activation barrier ($\Delta G_{\text{act}} = 14.8$ kcal/mol) in accordance to our experimental observations. Next deprotonation and proto-deauration of **IV** is highly exergonic (-19.6 kcal/mol) ensuring the irreversibility of the overall process.¹⁵ On these grounds, the effect of the indole substituents and gold ligands on the reaction rate can be easily explained: on one hand, the electrophilic attack by the cationic side chain is favored by electron donating substituents which make the indole ring in intermediate **III** more electronrich, and disfavored by EWGs. On the other hand, the striking accelerating effect by electronpoor gold ligands could be justified by a more electrophilic, and thus more reactive, allylic side chain.¹⁶ Accordingly, in an experiment carried out with 4-MeO-substituted compound **4f** and the electronrich gold ligand L3, conversion into **6f** was much slower (7 vs. 0.5 h with L1).

Concerning the formation of **10a** (Scheme 2), this should directly derive from **5a** ($\Delta G_{\text{react}} = +8.1$ kcal/mol, see SI), but dissociation of LAu⁺ from **5a** to provide **10a** through acetyloxy allene intermediate **9a** could be a possible pathway, too. Allene **9a**, moreover, could cyclize under gold(I)-catalysis to

give pentannulated indole **6a**.^{5d} However, the formation of allene **9a** from **5a** was calculated to be extremely disfavored ($\Delta G_{\text{react}} = +31.7$ kcal/mol, see SI for full treatment)¹⁷ and, moreover, we never detected, while monitoring the reactions by ¹H NMR, any signal associated to allene **9a**. Thus we can reasonably rule out deauration of **5a** to form **9a** as the main pathway toward both **10a** and **6a**. Finally, a classical Lewis-acid assisted Nazarov cyclization of **10a** into **6a** under the reaction conditions can be excluded, too.¹⁸

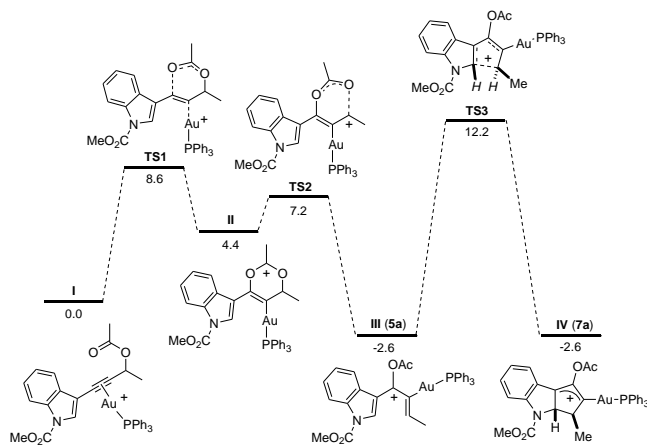
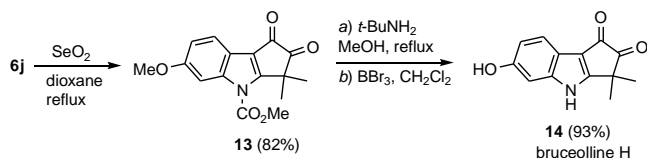


Figure 2. Computed reaction profile for the reaction of **4a**. Energies are in kcal/mol.

To demonstrate the usefulness of the methodology, the synthesis of bruceolline H was carried out. While the synthesis of unsubstituted bruceollines has been described,² bruceolline H has been isolated quite recently and its synthesis never reported.^{1a} To this end, cyclopenta[b]indolone **6j** (Scheme 4) was first converted into the corresponding diketone derivative **13** (82%) by using SeO₂ in refluxing dioxane.^{2b} Sequential N-deprotection¹⁹ and O-demethylation²⁰ completed the synthesis of this product, which was obtained in 69% overall yield from the corresponding 3-iodoindole. ¹H and ¹³C NMR spectra of **14** were identical to those reported for the natural product.^{1a}

Scheme 4. Synthesis of bruceolline H.



In summary, we have shown that the tandem gold(I)-catalyzed rearrangement/Nazarov reaction of enynyl acetates **4** efficiently provides cyclopenta[b]indol-1-ones as useful precursors for the synthesis of natural and bioactive compounds. A variety of substituents on the indole core are tolerated and their effect on the reaction rate is consistent with the cyclization being the rate determining step, as it is the remarkable influence of the gold(I) ligands. The synthetic potential of the methodology is demonstrated by the first total synthesis of bruceolline H.

ASSOCIATED CONTENT

Supporting Information

The Supporting Information is available free of charge on the ACS Publications website. Experimental procedures and spectroscopic data of all new compounds and details of the computational studies (PDF).

AUTHOR INFORMATION

Corresponding Author

* E-mail: ernesto.occhiato@unifi.it.

Notes

The authors declare no competing financial interest.

ACKNOWLEDGMENT

M.P. and B.F. thank the European Commission for a Marie Curie fellowship (FP7-PEOPLE-2012-ITN, Project: ECHONET “Expanding Capability in Heterocyclic Organic Synthesis”, n. 316379). IZO-SGI SGIker (UPV-EHU) is acknowledged for allocation of computational resources.

REFERENCES

- (1) The cyclopenta[b]indole ring system is found in several secondary metabolites, including the bruceollines, nostodione A, and the large class of the indole-diterpene mycotoxins. For compounds isolated from *Brucea* sp. plants, see: (a) Chen, H.; Bai, J.; Fang, Z.-F.; Yu, S.-S.; Ma, S.-G.; Xu, S.; Li, Y.; Qu, J.; Ren, J.-H.; Li, L.; Si, Y.-K.; Chen, X.-G. *J. Nat. Prod.* **2011**, *74*, 2438. (b) Ouyang, Y.; Koike, K.; Ohmoto, T. *Phytochemistry* **1994**, *37*, 575. For the indole-diterpene alkaloids see: (c) Singhs, H.; Singh, S. In *The Alkaloids: Chemistry and Biology*; Cordell, A., Ed.; Elsevier Science, Amsterdam, New York, 2003, 51–163. (d) Parker, E. J.; Scott, B. In *Handbook of Industrial Mycology*; An, Z., Ed.; Taylor & Francis, New York, 2004, 405–426. For Nostodione A, see: (e) McNulty, J.; Keskar, K.; Jenkins, H. A.; Werstiuk, N. H.; Bordón, C.; Yolken, R.; Jones-Brando, L. *Org. Biomol. Chem.* **2015**, *13*, 10015. (f) Ekeberg, A.; Börje, A.; Mårtensson, J. *Org. Lett.* **2012**, *14*, 6274.
- (2) (a) Lopchuck, J. M.; Green, I. L.; Badenock, J. C.; Gribble, G. W. *Org. Lett.* **2013**, *15*, 4485. (b) Li, E.; Li, C.; Wang, J.; Wang, J.; Dong, L.; Guo, X.; Song, C.; Chang, J. *Tetrahedron* **2014**, *70*, 874. (c) Jordan, J. A.; Gribble, G. W.; Badenock, J. C. *Tetrahedron Lett.* **2011**, *52*, 6772.
- (3) (a) *Modern Gold Catalyzed Synthesis*; Hashmi, A. S. K., Toste, F. D., Eds.; Wiley-VCH: Weinheim, Germany, 2012. Most recent reviews: (b) Dorel, R.; Echavarren, A. M. *Chem. Rev.* **2015**, *115*, 9028. (c) Fürstner, A. *Acc. Chem. Res.* **2014**, *47*, 925. (d) Obradors, C.; Echavarren, A. M. *Chem. Commun.* **2014**, *50*, 16. (e) Rudolph, M.; Hashmi, A. S. K. *Chem. Soc. Rev.* **2012**, *41*, 2448. (f) Lu, B.-L.; Dai, L.-Z.; Shi, M. *Chem. Soc. Rev.* **2012**, *41*, 3318.
- (4) For a recent review on precious metal-catalyzed pentannulation of heterocycles, see: Petrović, M.; Occhiato, E. G. *Chem.-Asian J.* **2016**, *11*, 642.
- (5) (a) Mei, L.-Y.; Wei, Y.; Tang, X.-Y.; Shi, M. *J. Am. Chem. Soc.* **2015**, *137*, 8131. (b) Alcaide, B.; Almendros, P.; Alonso, J. M.; Fernández, I. *J. Org. Chem.* **2013**, *78*, 6688. (c) Ma, Z.-X.; He, S.; Song, W.; Hsung, R. P. *Org. Lett.* **2012**, *14*, 5736. (d) Chen, B.; Fan, W.; Chai, G.; Ma, S. *Org. Lett.* **2012**, *14*, 3616.
- (6) (a) Dhiman, S.; Ramasastry, S. S. V. *Org. Lett.* **2015**, *17*, 5116. (b) Dhiman, S.; Ramasastry, S. S. V. *Chem. Commun.* **2015**, *51*, 557. (c) Kothandaraman, P.; Rao, W.; Foo, S. J.; Chan, P. W. H. *Angew. Chem. Int. Ed.* **2010**, *49*, 4619.
- (7) 5-Acyloxy-1,3-enynes undergoing initial 1,3-shift: (a) Petrović, M.; Scarpì, D.; Fiser, B.; Gómez-Bengoa, E.; Occhiato, E. G. *J. Org. Chem.* **2015**, 3943. 3-Acyloxy-1,4-enynes undergoing initial 1,2-shift: (b) Zi, W.; Wu, H.; Toste, F. D. *J. Am. Chem. Soc.* **2015**, *137*, 3225.
- (8) (a) Cavalli, A.; Pacetti, A.; Recanatini, M.; Prandi, C.; Scarpì, D.; Occhiato, E. G. *Chem.-Eur. J.* **2008**, *14*, 9292. (b) Cavalli, A.; Masetti, M.; Recanatini, M.; Prandi, C.; Guarna, A.; Occhiato, E. G. *Chem.-Eur. J.* **2006**, *12*, 2836. (c) Larini, P.; Guarna, A.; Occhiato, E. G. *Org. Lett.* **2006**, *8*, 781. (d) Occhiato, E. G.; Prandi, C.; Ferrali, A.; Guarna, A. *J. Org. Chem.* **2005**, *70*, 4542. (e) Prandi, C.; Deagostino, A.; Venturello, P.; Occhiato, E. G. *Org. Lett.* **2005**, *7*, 4345. (f) Prandi, C.; Ferrali, A.; Guarna, A.; Venturello, P.; Occhiato, E. G. *J. Org. Chem.* **2004**, *69*, 7705. (g) Occhiato, E. G.; Prandi, C.; Ferrali, A.; Guarna, A.; Venturello, P. *J. Org. Chem.* **2003**, *68*, 9728.
- (9) Most recent reviews on the Nazarov reaction: (a) Sheikh, N. S. *Org. Biomol. Chem.* **2015**, *13*, 10774. (b) Janaa, N.; Driver, T. G. *Org. Biomol. Chem.* **2015**, *13*, 9720. (c) Wenz, D. R.; de Alaniz, J. R. *Eur. J. Org. Chem.* **2015**, 23. (d) Tius, M. A. *Chem. Soc. Rev.* **2014**, *43*, 2979. (e) Di Grandi, M. J. *Org. Biomol. Chem.* **2014**, *12*, 5331. (f) Spencer, W. T.; Vaidya, T.; Frontier, A. J. *Eur. J. Org. Chem.* **2013**, 3621.
- (10) For other examples of Au(I)-catalyzed processes involving a Nazarov-type reaction, see: (a) Shiroodi, R. K.; Sugawara, M.; Ratushnyy, M.; Yarbrough, D. C.; Wink, D. J.; Gevorgyan, V. *Org. Lett.* **2015**, *17*, 4062. (b) Rao, W.; Koh, M. J.; Li, D.; Hirao, H.; Chan, P. W. H. *J. Am. Chem. Soc.* **2013**, *135*, 7926. (c) Álvarez, E.; Miguel, D.; García-García, P.; Fernández-Rodríguez, M. A.; Rodríguez, F.; Sanz, R. *Synthesis* **2012**, *44*, 1874. (d) Sanz, R.; Miguel, D.; Gohain, M.; García-García, P.; Fernández-Rodríguez, M. A.; González-Pérez, A.; Nieto-Faza, O.; de Lera, Á. R.; Rodríguez, F. *Chem.-Eur. J.* **2010**, *16*, 9818. (e) Oh, C. H.; Karmakar, S. J. *Org. Chem.* **2009**, *74*, 370. (f) An, S. E.; Jeong, J.; Baskar, B.; Lee, J.; Seo, J.; Rhee, Y. H. *Chem.-Eur. J.* **2009**, *15*, 11837. (g) Lemièrre, G.; Gandon, V.; Cariou, K.; Hours, A.; Fukuyama, T.; Dhimane, A.-L.; Fensterbank, L.; Malacria, M. *J. Am. Chem. Soc.* **2009**, *131*, 2993. (h) Suárez-Pantiga, S.; Rubio, E.; Alvarez-Rúa, C.; González, J. M. *Org. Lett.* **2009**, *11*, 13. (i) Lin, G. Y.; Li, C. W.; Hung, S. H.; Liu, R. S. *Org. Lett.* **2008**, *10*, 5059. (j) Lee, J. H.; Toste, F. D. *Angew. Chem. Int. Ed.* **2007**, *46*, 912. (k) Lemièrre, G.; Gandon, V.; Cariou, K.; Fukuyama, T.; Dhimane, A.-L.; Fensterbank, L.; Malacria, M. *Org. Lett.* **2007**, *9*, 2207. (l) Zhang, L.; Wang, S. J. *Am. Chem. Soc.* **2006**, *128*, 1442. For recent examples of homogeneous Au(III)-catalyzed Nazarov reactions, see: (m) Hoffmann, M.; Weibel, J.-M.; de Frémont, P.; Pale, P.; Blanc, A. *Org. Lett.* **2014**, *16*, 908. (n) Vaidya, T.; Cheng, R.; Carlsen, P. N.; Frontier, A. J.; Eisenberg, R. *Org. Lett.* **2014**, *16*, 800.
- (11) Henrion, G.; Chavas, T. E. J.; Le Goff, X.; Gagosz, F. *Angew. Chem. Int. Ed.* **2013**, *52*, 6277.
- (12) We could observe, and in many cases isolate, the vinyl acetate intermediates in the gold-catalyzed tandem reaction of 2-substituted N-heterocycles. See ref 7a.
- (13) Oakdale, J. S.; Boger, D. L. *Org. Lett.*, **2010**, *12*, 1132.
- (14) This experiment was carried out because erratic results are sometimes observed when the active catalytic species is formed by mixing a gold(I) chloride and a silver salt. (a) Zhu, Y.; Day, C. S.; Zhang, L.; Hauser, K. J.; Jones, A. C. *Chem. Eur. J.* **2013**, *19*, 12264. (b) Homs, A.; Escofet, I.; Echavarren, A. M. *Org. Lett.* **2013**, *15*, 5782. See also ref 3b.
- (15) See Supporting Information. Structures optimized by DFT with the B3LYP and the 6-31G** (LANL2DZ for Au) basis set as implemented in Gaussian 09 and single-point refinements at M06/6-311+G(d,p) (SDD for Au) level of theory.
- (16) As in polarized Nazarov reactions, complementary polarization of the two vinyl moieties in **III** by ED groups on the indole ring and electron deficient gold ligands on the side chain, favours the cyclization process. See: He, W.; Sun, X.; Frontier, A. J. *J. Am. Chem. Soc.* **2003**, *125*, 14278.
- (17) For related substrates, the dissociation of LAu⁺ to liberate the carboxyallene was calculated to be highly endergonic (more than 30 kcal/mol), too. See: Shi, F.-Q.; Li, X.; Xia, Y.; Zhang, L.; Yu, Z.-X. *J. Am. Chem. Soc.* **2007**, *129*, 15503.
- (18) Compound **10a** was recovered unreacted after 24 h in CH₂Cl₂ in the presence of 3 mol % of (4-CF₃C₆H₄)₃PAuSbF₆.
- (19) Suárez-Castillo, O. R.; Montiel-Ortega, L. A.; Meléndez-Rodríguez, M.; Sánchez-Zavala, M. *Tetrahedron Lett.* **2007**, *48*, 17.
- (20) Liou, J.-P.; Chang, Y.-L.; Kuo, F.-M.; Chang, C.-W.; Tseng, H.-Y.; Wang, C.-C.; Yang, Y.-N.; Chang, J.-Y.; Lee, S.-J.; Hsieh, H.-P. *J. Med. Chem.* **2004**, *47*, 4247.

