

LETTER • OPEN ACCESS

Short-term herbivory has long-term consequences in warmed and ambient high Arctic tundra

To cite this article: Chelsea J Little *et al* 2017 *Environ. Res. Lett.* **12** 025001

View the [article online](#) for updates and enhancements.

Related content

- [Belowground plant biomass allocation in tundra ecosystems and its relationship with temperature](#)
Peng Wang, Monique M P D Heijmans, Liesje Mommer et al.
- [High Arctic flowering phenology and plant-pollinator interactions in response to delayed snow melt and simulated warming](#)
Mark A K Gillespie, Nanna Baggesen and Elisabeth J Cooper
- [Reindeer grazing increases summer albedo by reducing shrub abundance in Arctic tundra](#)
Mariska te Beest, Judith Sitters, Cécile B Ménard et al.

Environmental Research Letters



LETTER

Short-term herbivory has long-term consequences in warmed and ambient high Arctic tundra

OPEN ACCESS

RECEIVED

6 September 2016

REVISED

2 December 2016

ACCEPTED FOR PUBLICATION

6 January 2017

PUBLISHED

25 January 2017

Original content from this work may be used under the terms of the [Creative Commons Attribution 3.0 licence](#).

Any further distribution of this work must maintain attribution to the author(s) and the title of the work, journal citation and DOI.



Chelsea J Little^{1,2}, Helen Cutting³, Juha Alatalo⁴ and Elisabeth J Cooper^{5,6}

¹ Uppsala University, Department of Ecology and Genetics, Campus Gotland, 621 67 Visby, Sweden

² Eawag: Swiss Federal Institute of Aquatic Science and Technology, Department of Aquatic Ecology, 8600 Dübendorf, Switzerland

³ Oregon State University Cascades Campus, Department of Forest Ecosystems and Society, Bend, OR 97701, United States

⁴ Qatar University, Department of Biological and Environmental Sciences, College of Arts and Sciences, Doha, Qatar

⁵ UiT The Arctic University of Norway, Department of Arctic and Marine Biology, Faculty of Biosciences, Fisheries and Economics, N-9037 Tromsø, Norway

⁶ Author to whom any correspondence should be addressed.

E-mail: elisabeth.cooper@uit.no

Keywords: *Alopecurus magellanicus*, *Bistorta vivipara*, biodiversity, climate change, community structure, open-top chambers, *Salix polaris*

Supplementary material for this article is available [online](#)

Abstract

Climate change is occurring across the world, with effects varying by ecosystem and region but already occurring quickly in high-latitude and high-altitude regions. Biotic interactions are important in determining ecosystem response to such changes, but few studies have been long-term in nature, especially in the High Arctic. Mesic tundra plots on Svalbard, Norway, were subjected to grazing at two different intensities by captive Barnacle geese from 2003–2005, in a factorial design with warming by Open Top Chambers. Warming manipulations were continued through 2014, when we measured vegetation structure and composition as well as growth and reproduction of three dominant species in the mesic meadow. Significantly more dead vascular plant material was found in warmed compared to ambient plots, regardless of grazing history, but in contrast to many short-term experiments no difference in the amount of living material was found. This has strong implications for nutrient and carbon cycling and could feed back into community productivity. Dominant species showed increased flowering in warmed plots, especially in those plots where grazing had been applied. However, this added sexual reproduction did not translate to substantial shifts in vegetative cover. Forbs and rushes increased slightly in warmed plots regardless of grazing, while the dominant shrub, *Salix polaris*, generally declined with effects dependent on grazing, and the evergreen shrub *Dryas octopetala* declined with previous intensive grazing. There were no treatment effects on community diversity or evenness. Thus despite no changes in total live abundance, a typical short-term response to environmental conditions, we found pronounced changes in dead biomass indicating that tundra ecosystem processes respond to medium- to long-term changes in conditions caused by 12 seasons of summer warming. We suggest that while high arctic tundra plant communities are fairly resistant to current levels of climate warming, underlying ecosystem processes are beginning to change. In addition, even short bouts of intense herbivory can have long-term consequences for some species in these communities.

Introduction

Climate change is undeniably occurring across the globe, with warmer temperatures and climate and weather disruptions in diverse ecosystems (IPCC

2013, 2014). In the Arctic and Subarctic, climate change has proceeded at a particularly breakneck pace (ACIA 2005). Changes in tundra vegetation patterns from North America to Europe and Russia have already been attributed to observed climate change

(Chapin *et al* 1995, Molau 2010, Myers-Smith *et al* 2011, Elmendorf *et al* 2012b). However, climate warming is forecast to be even more extreme in the future. In order to predict the impacts of further global change, experiments have simulated these future conditions by warming the air and/or soil, increasing CO₂ levels, altering nutrient fertilization, modifying precipitation, or manipulating snow cover and snowmelt timing (Elmendorf *et al* 2015, Wu *et al* 2011, Bobbink *et al* 2010, Cooper 2014). Changes in biodiversity at high latitudes are expected to have profound impacts on ecosystem functioning, processes, and services (Post *et al* 2009).

Early meta-analyses of climate change experiments in tundra ecosystems identified strong and immediate vegetative growth responses by vascular plants to warming, often at the expense of mosses and lichens (Walker *et al* 2006, Arft *et al* 1999). However, these patterns have not necessarily been sustained in longer-term studies. Meta-analyses have found that the initial increase in vascular plant biomass after 2–3 years of warming is not typically sustained over longer time scales (Elmendorf *et al* 2012a), and individual studies have even shown differences in short- and long-term responses to Open Top Chamber (OTC) warming by communities and species (Hollister *et al* 2005, Alatalo and Little 2014). These mismatches in short- and longer-term patterns may indicate that fundamental ecosystem processes themselves change as warming continues.

The High Arctic is less frequently studied than low arctic and subarctic tundra. Some short- and medium-term temperature manipulations in the High Arctic have resulted in significant changes to community structure and community and species biomass (Robinson *et al* 1998, Buizer *et al* 2012), but other medium- and long-term studies have found that high arctic communities are actually fairly stable in response to warming (Post and Pedersen 2008, Hudson and Henry 2010). Of the few longer-term study sites in the High Arctic (at Alexandra Fiord in Canada, Zackenberg in northeast Greenland, and the Pituffik Peninsula in northwest Greenland), some have found resistance to change in aboveground (Hudson and Henry 2010) and belowground (Lamb *et al* 2011) communities. Others have found either varying responses by site (CO₂ exchange: Welker *et al* 2004) or species (growth rate: Campioli *et al* 2013). While community composition as estimated by functional group abundance has not always changed with long-term warming, other measures such as leaf size and plant height (Hudson *et al* 2011), sexual reproduction (Klady *et al* 2011), and diversity and stability (Post 2013) have shifted in response to a decade or more of warming.

Furthermore, biotic interactions are key in determining how communities and ecosystems respond to climate change. Grazing impacts arctic plants at the individual level through mechanisms such as compensatory growth (McIntire and Hik 2002, Cooper *et al* 2006), and can influence arctic ecosystem

functioning by reducing litter input and shifting carbon and nutrient cycles (Sjögersten *et al* 2012). Effects of grazing on community dynamics and diversity may also be long-lasting through a reduction in the seed bank (Kuijper *et al* 2006, Cooper 2006). Furthermore, studies in the Low Arctic have shown that while increasing grazing pressure can have strong immediate effects on vegetation communities, cessation of grazing does not return communities to their pre-grazing state (for example, Olofsson 2006). This is of particular concern as climate change and land-use change are leading to greater populations of large herbivorous birds using the High Arctic as summer breeding grounds (Van Eerden *et al* 2005) and grazing on aboveground and belowground plant parts (Kuijper *et al* 2006, Pedersen *et al* 2013, van der Wal *et al* 2007). Overgrazing has led to catastrophic shifts in community composition in both the Low Arctic (Jefferies *et al* 2006) and High Arctic (Henry and Gunn 1991).

While many summer climate-manipulation studies have been performed on Spitsbergen, Svalbard, located at 78°N, to date the longest site-specific data sets published have been after five to seven years of warming (Bjerke *et al* 2003, Weijers *et al* 2012, Robinson *et al* 1998). Here, we analyzed the effects of nine seasons of experimental warming applied after an initial three-year factorial grazing and warming experiment, for a total of 12 growing seasons of warming on replicated plots within a mesic meadow community in the valley of Adventdalen, Spitsbergen. We hypothesized finding

1. A greater amount of plant material, as estimated by point-frame abundance, in Open Top Chambers than in ambient plots, as has often been found in short-term temperature manipulations in the tundra, with no remaining legacy of the original grazing manipulations;
2. shifts in the patterns of functional group composition and a decrease in community diversity as a response to both warming and to previous grazing;
3. increases in sexual reproduction and plant size of the community's dominant species in response to OTC warming, with no lasting effects of the previous grazing manipulations.

Methods

Study site and treatments

The study site is located in the Advent Valley of Spitsbergen (Adventdalen, 78.19 °N, 15.93 °E), about 15 km from the town of Longyearbyen. Plots were located in a mesic tundra vegetation community in a wide valley below the Foxfonna glacier, dominated by *Salix polaris*, *Bistorta vivipara*, and *Alopecurus magellanicus*, and with a thick moss and lichen layer.

Thirty 2 m × 2 m plots were laid out in five blocks early summer 2003, and randomly assigned to treatments. Half of the plots in each block were passively warmed by plexiglass Open-Top Chambers (OTCs) which allowed sunlight to pass into the plots unhindered (for details of OTC methods, see appendix I). OTCs accomplished a 1.2 °C of mean warming of surface temperatures in July in the first summer (Cooper *et al* 2004). OTCs have been maintained on the site continuously every summer since their initial implementation in 2003, and removed each autumn. Within each block, plots were also randomly distributed between three levels of a grazing treatment by captive Barnacle Geese in 2003–2005: no grazing (UG), intermediate (low) grazing (LG), and high grazing, (HG). Specific treatments and their relationship to grazing pressure are described in Cooper *et al* (2006). Grazing manipulations were discontinued after 2005.

Measurements

In the summer of 2014, community composition was recorded at each plot using a 0.75 m × 0.75 m point-frame with 100 evenly-spaced grid points. Each piece of living material at a gridpoint was tallied to the species level (as described in Shaver *et al* 2001), according to the Pan Arctic Flora for vascular plants (Elven *et al* 2011), Krypto-S (Swedish Museum of Natural History 2013) for mosses, and the Pan Arctic Checklist (Kristinsson *et al* 2010) for lichens. In some cases, lichens could only be identified to the genus level. Dead material, black crust, or bare substrate (i.e. rock) were also possible ‘hits’. At each gridpoint, the height of the vascular plant canopy layer was measured. The measurements from all points where vascular plants were present were averaged to produce a per-plot vascular plant canopy height. Further description of the point-framing method can be found in appendix I.

Additional measurements were taken on the dominant vascular plants at each site. Plants were sampled in a systematic fashion starting from a specific gridpoint and proceeding to the right. The dominant grass species was *Alopecurus magellanicus*, and for each of five plants we measured the length of the longest leaf and the height of the flowering stalk. We also counted the total number of flowering stalks in the plot. For the dominant shrub *Salix polaris* and the dominant forb *Bistorta vivipara*, we measured leaf size (length and width, and calculated the resulting rectangular area) for five leaves per plot, as well as counting the total number of flowers budding, open or senescing in the plot.

Data analyses

All analyses were performed using R statistical software version 3.1.13 (R Core Team 2015). Point-frame data were used to calculate Shannon diversity index (diversity within each plot), Pielou’s evenness

index, and beta diversity (diversity between plots) using the R package ‘vegan’ (Oksanen *et al* 2012). Beta diversity was calculated using multivariate dispersion to calculate distance between samples within each treatment, and identify a centroid (spatial median) for each treatment. The response variable per plot was the distance from the plot to its centroid.

Data were analyzed using mixed-effects models in the ‘lme4’ package version 1.1-7 (Bates *et al* 2012), with experimental block as a random factor and grazing and warming as a fixed factors. Model selection was performed in a backwards stepwise manner using second-order AIC (Akaike Information Criterion) scores or ‘AICc’ (Mazerolle 2013), which slightly modify the AIC to adjust for small sample sizes and prevent overfitting of the model, and marginal r^2 (Barton 2013). When the interaction between fixed factors were included in the model, differences between treatments were compared using pairwise tests in the ‘multcomp’ package (Hothorn *et al* 2008). All response variables were assessed for normality and homogeneity of variance of the residuals using standard diagnostic procedures. Count data were analyzed using generalized linear mixed-effects models with a Poisson distribution. A few other variables were analyzed using binomial distributions of either total abundance or total grid points. Diversity, density, and size measurements were analyzed using linear models; when no interactions were included but one or both fixed factors were, the significance of individual parameters were assessed using the Satterthwaite approximation in the package ‘lmerTest’ (Kuznetsova *et al* 2015). Possible effects of sampling date on floral density were assessed in the same fashion using generalized linear mixed-effects models with a Poisson distribution and sampling date as an additional factor.

Results

The best models for total live plant abundance (i.e. vascular and moss and lichen), total vascular plant litter, and canopy height all included interactions between Open Top Chamber warming and previous grazing treatment (see table 1 for all model selection results). However, for total live abundance (figure 1(a)) and canopy height (figure 1(c)) there were no significant differences between treatment types when tested with multiple comparisons (all $p > 0.05$). The 12 seasons of summer warming significantly increased the abundance of vascular plant litter compared to the ambient treatment, and litter in ambient plots increased with the previous low grazing treatment but decreased with high grazing (figure 1(b)).

The meadow had a total of 35 vascular plant, bryophyte, and lichen species (species lists with live abundance, appendix II’ dead abundance, appendix III).

Table 1. AICc scores for different generalized mixed-effects models (Fact = factorial warming x grazing; Add = additive warming + grazing; Warm = OTC only; Graz = goose grazing only; Rand = random-effects only) for each of the response variables. The AICc score of the ‘best’ model is indicated by bold type; its effects are described using marginal R^2 , the proportion of variance explained by the fixed factors alone. If a random-effects model was the ‘best’ model, then no R^2 is reported.

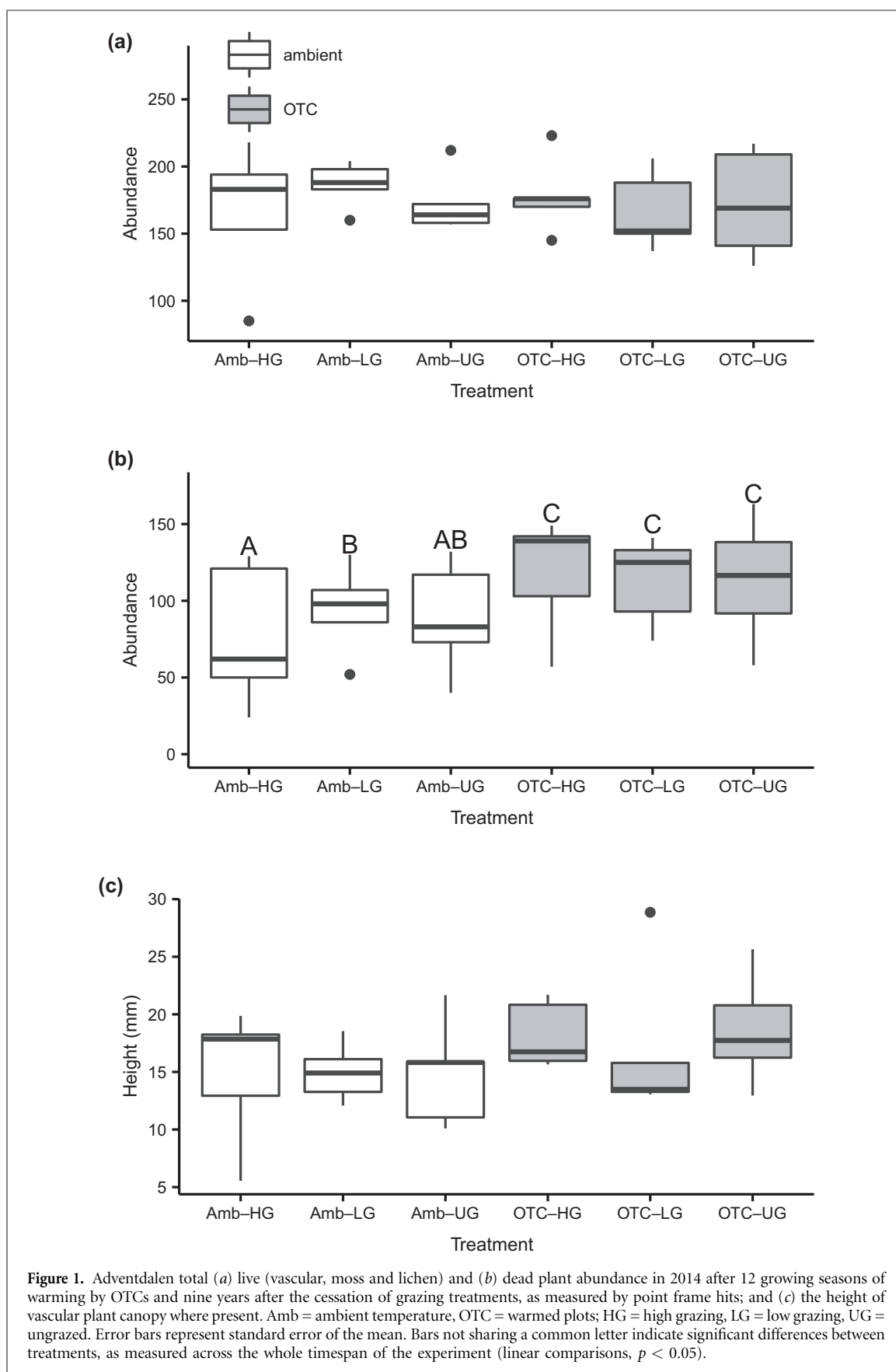
A. Variables with generalized linear mixed-effects models						
Response variable	Fact	Add	Warm	Graz	Rand	Marginal R^2
Total live abundance	361.85	362.44				0.06
Total litter abundance	364.90	367.15				0.21
Species richness	173.07	166.89	161.34	165.04	159.91	0.04
Total live forb abundance	210.20	216.43				0.21
Total live grass abundance	397.85	392.43	386.89	389.74	384.62	
Total live rush abundance	182.07	176.11	171.92	178.00	174.22	0.04
Total moss abundance	281.30	276.35	272.80	273.88	270.74	
Total lichen cover	165.62	161.13	157.19	159.22	155.71	
<i>D. octopetala</i> live abundance	128.88	142.75				0.25
<i>Salix polaris</i> live abundance	582.78	618.23				0.15
<i>S. polaris</i> dead abundance	268.30	271.63				0.04
<i>S. polaris</i> female flowers	753.67	829.19				0.18
<i>S. polaris</i> male flowers	395.54	497.41				0.23
<i>Bistorta vivipara</i> live abundance	214.15	216.55				0.11
<i>B. vivipara</i> dead abundance	100.12	94.18	93.10	95.11	94.44	0.03
<i>B. vivipara</i> flowers	635.22	748.25				0.31
<i>Alopecurus magellanicus</i> live abundance	366.11	367.47				0.05
<i>A. magellanicus</i> dead abundance	206.80	208.19				0.02
<i>A. magellanicus</i> flowering stalks	383.88	420.69				0.14
B. Variables with linear mixed-effects models						
Vascular plant canopy height	171.25	172.62				0.10
Shannon's diversity index	30.58	20.34	8.55	15.59	4.32	
Pielou's evenness	-105.63	-126.48	-148.11	-137.98	-159.13	
Beta diversity	-2.48	-15.26	-29.36	-23.08	-36.76	
<i>S. polaris</i> leaf length	-5.67	-16.97	-27.90	-23.54	-34.00	
<i>S. polaris</i> leaf width	-7.53	-16.89	-28.02	-24.67	-35.26	
<i>S. polaris</i> leaf area	1.15	-8.36	-19.15	-15.18	-25.67	
<i>B. vivipara</i> leaf length	44.22	43.55	41.25	38.03	36.45	
<i>B. vivipara</i> leaf width	-5.25	-13.10	-23.92	-21.02	-31.29	
<i>B. vivipara</i> leaf area	31.33	29.35	26.08	23.15	20.62	
<i>A. magellanicus</i> leaf length	103.25	99.44	97.07	95.98	94.16	
<i>A. magellanicus</i> stalk height	107.62	106.88	103.68	109.05	106.53	0.08

Neither OTC warming nor grazing were included in the best models for species richness, diversity, or evenness. The community was dominated by the deciduous shrub *S. polaris*, which made up 23.7 percent of total live abundance across all plots.

The functional group composition of the mesic meadow shifted in response to the simulated warming and historical grazing (figure 2(a)), but only for some groups. Live abundance of grasses, lichens, and mosses did not differ by treatment, averaging 18.3 (grass), 2.3 (lichen), and 46.3 (moss) percent of all live point-frame hits across the entire experiment. *Dryas octopetala*, the only evergreen shrub found in the plots, made up less than one percent of total abundance and was affected differently by grazing in warmed and ambient plots (figure 2(b)), with any grazing treatment in ambient plots suppressing abundance but moderate grazing promoting it in warmed plots. Forbs (figure 2(c)) made up 5.9 percent of all live point-frame hits and also showed different responses according to the interaction of manipu-

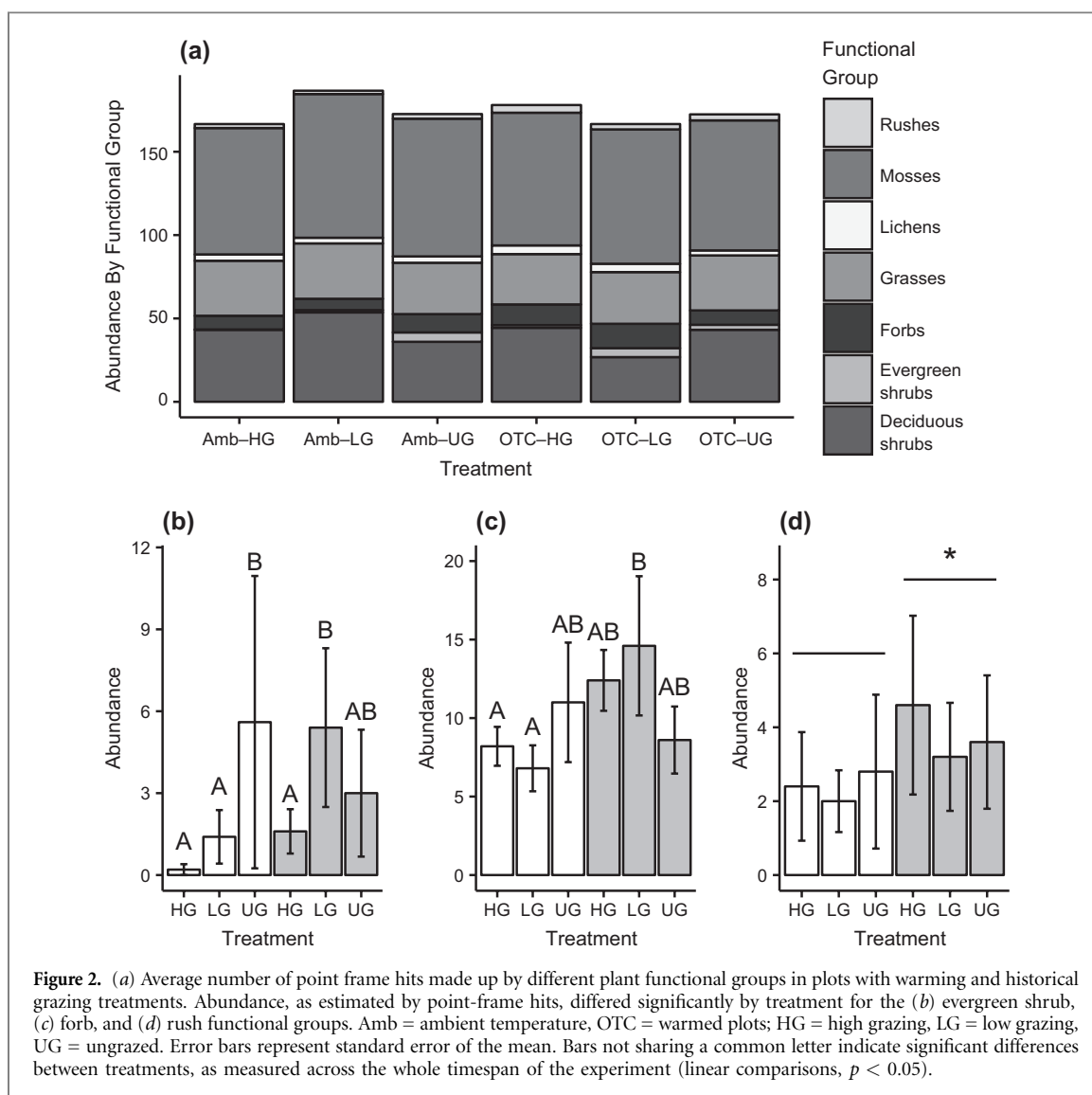
lations, with any level of grazing decreasing abundance in ambient plots but promoting it in warmed plots. Rushes made up on average less than one percent of live abundance in the plots, and was significantly higher in warmed than ambient plots (glmm, $z = 2.18$, $p = 0.03$) regardless of grazing treatment (figure 2(d)).

The dominant species, the deciduous shrub *Salix polaris*, showed a significant interaction in live abundance between warmed and grazed plots. In ambient plots the low grazing treatment increased *S. polaris* live abundance, whereas in warmed plots this treatment decreased live abundance (figure 3(a)). Patterns of *S. polaris* litter accumulation were different than those of live abundance, with generally more litter in plots that had been warmed, and generally less litter in plots which had been intensively grazed in the past (figure 3(b)). Grazing drove differences in the number of female flowers but there was a less consistent pattern with temperature (figure 3(c)); while there were higher female floral abundances in warmed plots across all grazing treatments, this was most pronounced in the



ungrazed plots. Likewise, there were more male *S. polaris* flowers in warmed compared to ambient plots, however warming appeared to suppress male floral abundance in grazed plots (figure 3(d)). Plots surveyed later in the season tended to have more *S.*

polaris flowers and/or fruits, with more flowers appearing slightly earlier in warmed compared to ambient plots (figure 3(e)). The size of *S. polaris* leaves, meanwhile, were unaffected by either warming or grazing (figure 3(f)).



The dominant grass, *A. magellanicus*, was unaffected by OTCs in terms of live abundance (figure 4(a)), while dead abundance was slightly higher in warmed than ambient plots and higher in highly grazed than ungrazed plots (figure 4(b)). The length of the longest leaves of *A. magellanicus* was not affected by treatments (figure 4(c)), however reproductive stalks were taller in warmed than ambient plots (linear mixed-effects model [lmm], $F_{1, 17.165} = 5.1464$, $p = 0.04$; figure 4(d)). There was little evidence that sampling date affected the number of reproductive structures present, either separately or in an interaction with other factors (Δ AICc was -0.88 after dropping date as a factor). However, both warming and previous grazing treatment had significant, interactive effects on the number of flowering *A. magellanicus* stalks found in plots, with generally more flowering stalks in warmed plots and also more flowering stalks in plots with prior Barnacle goose grazing (figure 4(e)).

The dominant forb *B. vivipara* had differing live abundance by treatment type, with prior grazing generally promoting abundance in warmed plots but reducing it in ambient plots (figure 5(a)), and

significantly higher dead abundance in the OTC plots than in ambient plots (glmm, $z = 1.94$, $p = 0.05$; figure 5(b)). Leaf length (figure 5(c)), width (figure 5(d)) and area (table 1) did not differ with either grazing or warming treatments. The number of *B. vivipara* flowers counted in plots significantly increased as with later sampling dates (correlation test, $r^2 = 0.40$, $p = 0.02$), but this apparent phenological pattern was not affected by warming (Δ AICc was -3.07 after dropping the date by treatment interaction from the model; figure 5(e)). However, the number of flowers was higher in warmed than ambient plots, except for plots which had been subject to the high grazing treatment, where this pattern was reversed (figure 5(f)).

Discussion

OTC effects on live and dead plant abundance

Surprisingly and contrary to our hypothesis, total live vascular plant, bryophyte, and lichen abundance in warmed plots did not differ significantly from ambient plots. This may be attributed to harsh environmental

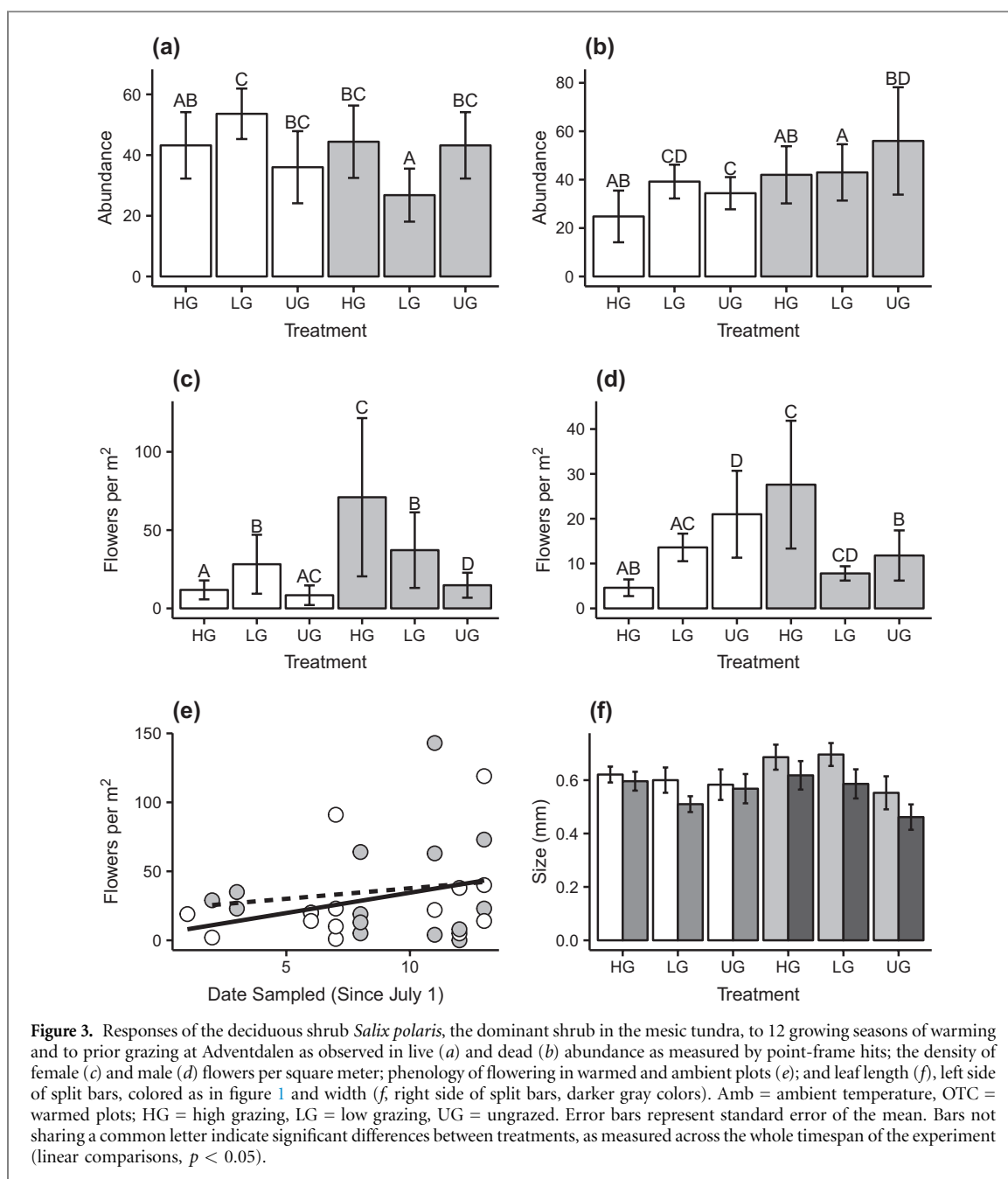
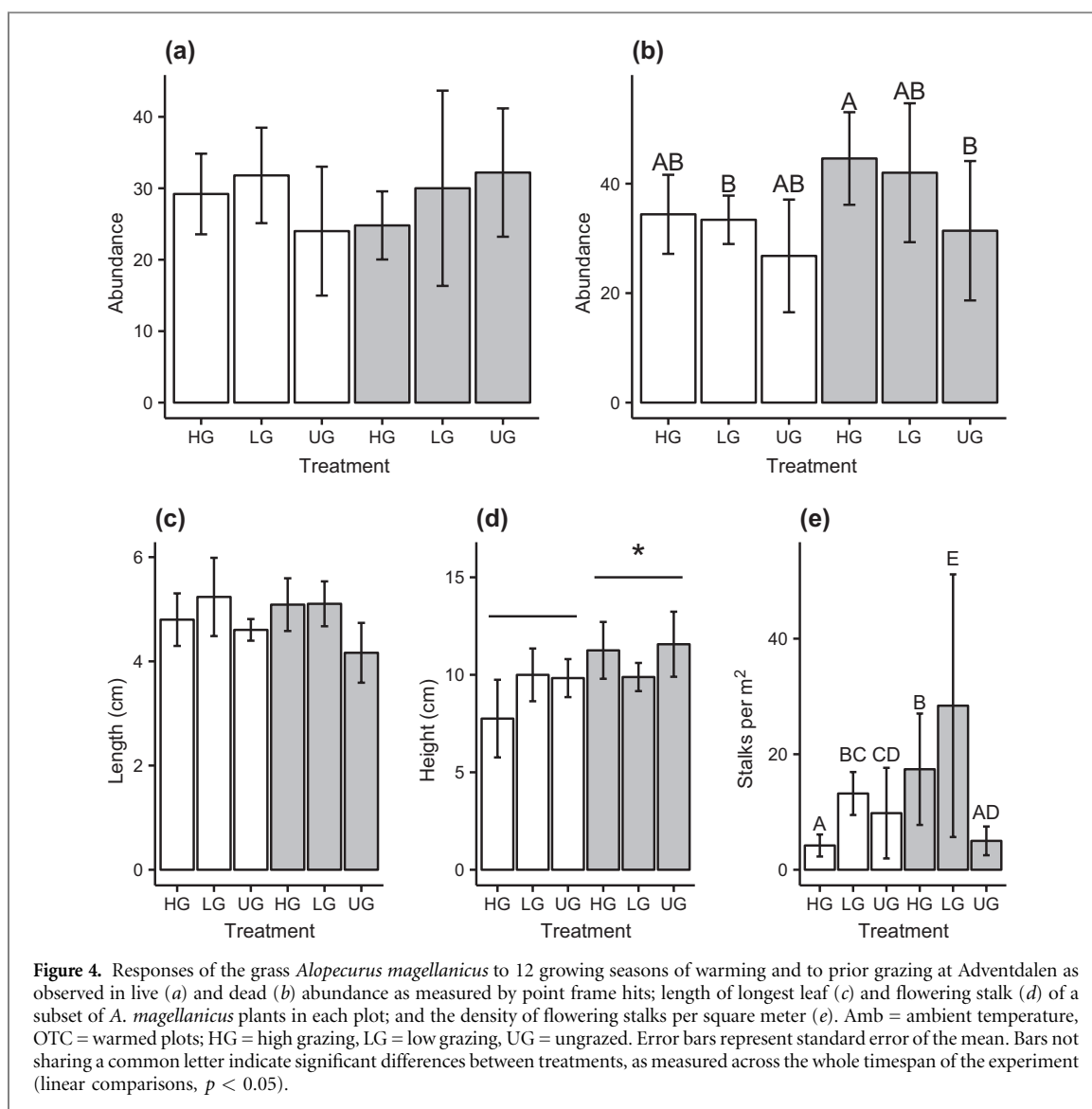


Figure 3. Responses of the deciduous shrub *Salix polaris*, the dominant shrub in the mesic tundra, to 12 growing seasons of warming and to prior grazing at Adventdalen as observed in live (a) and dead (b) abundance as measured by point-frame hits; the density of female (c) and male (d) flowers per square meter; phenology of flowering in warmed and ambient plots (e); and leaf length (f), left side of split bars, colored as in figure 1 and width (f, right side of split bars, darker gray colors). Amb = ambient temperature, OTC = warmed plots; HG = high grazing, LG = low grazing, UG = ungrazed. Error bars represent standard error of the mean. Bars not sharing a common letter indicate significant differences between treatments, as measured across the whole timespan of the experiment (linear comparisons, $p < 0.05$).

limitations in the High Arctic: temperature, nutrients, and moisture. The Svalbard permafrost keeps soil temperatures cooler than in the Low Arctic and contributes to determining plant community composition (Brooker and Van Der Wal 2003). Warming soil temperature, for example through increased insulative snow depth, has been shown to have a positive effect on aboveground productivity in the High Arctic, while merely warming summer air temperature may not (Natali *et al* 2012). Thus Open Top Chambers placed only during the growing season, as in this experiment, do not necessarily release plants from the cold soil temperatures to the extent that winter warming might. Other environmental limitations include the comparatively nutrient-poor substrate in the High Arctic. Nitrogen and phosphorus are co-limiting and many responses depend on increasing phosphorus supply

(Gordon *et al* 2002, Robinson *et al* 1998). Lack of additional fertilization may have limited our plant community's response to warming. Finally, soil moisture is also frequently a limiting factor in the Arctic (Elmendorf *et al* 2012a), and OTC warming dries soils (Bokhorst *et al* 2013).

Despite few changes in live plant abundance, we found that the amount of dead vascular plant material increased significantly, sometimes by a factor of three or more, in the OTC plots. This pattern is common in many previous experiments (Wahren *et al* 2005, Klein *et al* 2004, Oberbauer *et al* 2007, Elmendorf *et al* 2012a), but not all (Post and Pedersen 2008). Previous grazing history had no effect on live abundance in the plots, even though initial data from this study shows that the goose grazing had reduced graminoid leaf length (Cooper *et al* 2006). A long-term herbivore



exclosure experiment elsewhere on Svalbard also shows that biomass is greatly reduced with grazing, however the complete exclosure of herbivores in the latter study allowed tundra vegetation to fully recover from the effects of grazing (Sjögersten *et al* 2011). Thus the primary driver of this accumulation of dead plant material seems to be temperature, rather than grazing history.

Some litter appeared new, as if it was from the previous growing season, but it was not possible to age the litter and determine when the increased buildup began (i.e. early or late in the warming experiment). In low arctic sites vascular plant material decays about 30%–60% over two–three years (Hobbie and Gough 2004, Cornelissen *et al* 2007), while in a polar desert on Svalbard shrub litter decomposed 15%–40% in the first 15 months (Robinson *et al* 1995). This suggests that litter detected in the plots is likely from recent growing seasons. In fact, in 2013, summer precipitation was three times higher than the average of the previous five years (Abbandonato 2014). This likely released the plants from moisture stress, allowing a strong short-term growth and biomass response to the

OTC treatment within a single season and separate from the long-term effects; the resulting biomass would produce more litter for the following season (2014, when we measured the plots). This does not preclude additional long-term mechanisms which could increase litter deposition, but it is important to note that high-precipitation years may become more frequent on Svalbard due to the predicted increase in precipitation due to sea ice melting (Kopeck *et al* 2015) as well as the increasing variability of climate and extreme climate events (IPCC 2014).

The buildup of a thicker litter layer may eventually become a limitation for growth and decomposition by shading prostrate leaves and cooling the soil. More likely, however, is that as has been shown in Greenland (Blok *et al* 2016), decomposition rates are slowed by the warming and soil drying which is typical in OTCs (Robinson *et al* 1995). Additionally, a substantial portion of litter in our study came from the increase in dead shrub material, which is typically the most recalcitrant type of vascular plant litter (Myers-Smith *et al* 2011). Because warming of a greater magnitude can increase

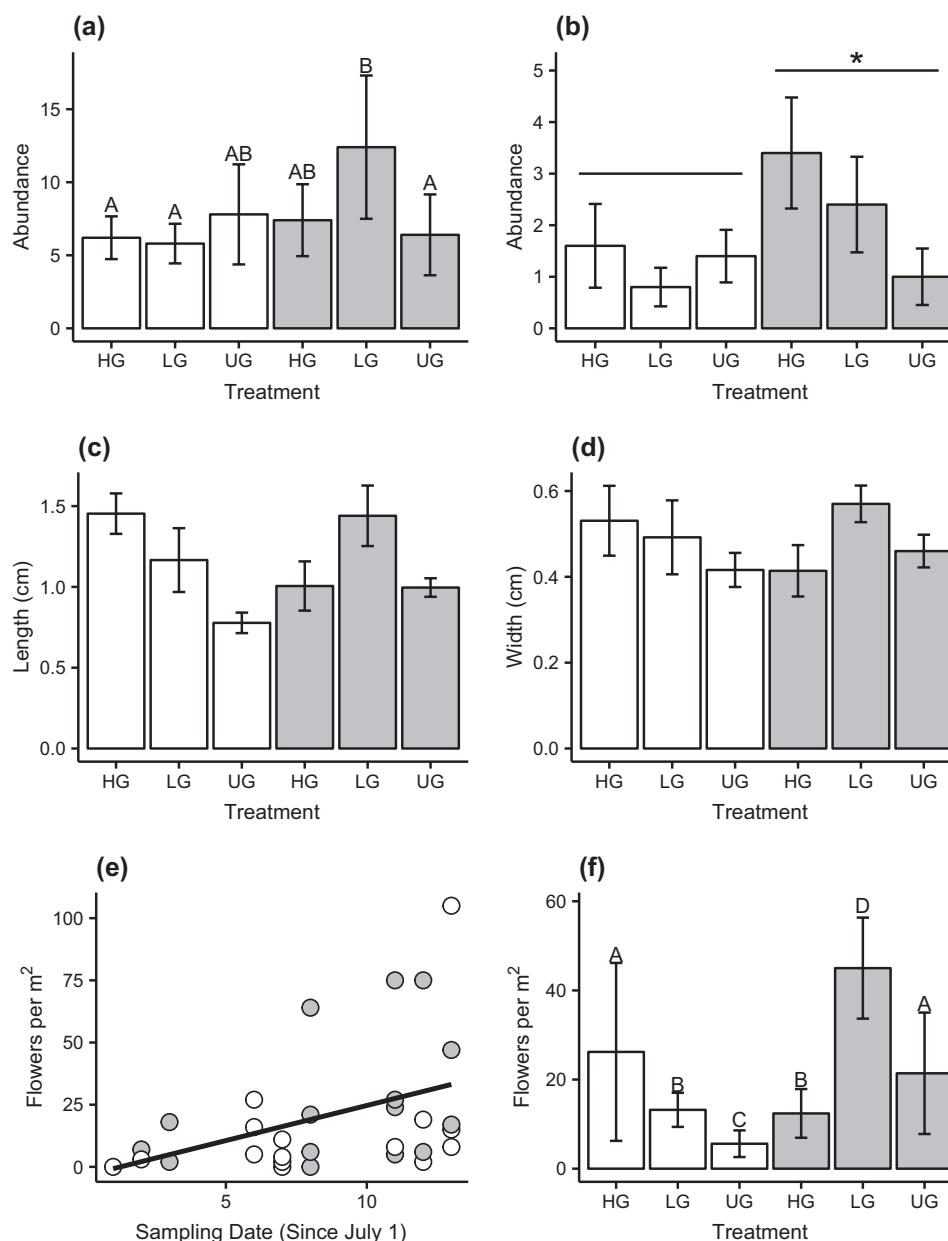


Figure 5. Responses of the forb *Bistorta vivipara* to 12 growing seasons of warming and to prior grazing at Adventdalen as observed in live (a) and dead (b) abundance as measured by point frame hits; length (c) and width (d) of the longest leaf of a subset of *B. vivipara* plants in each plot; the phenology of flowering as observed in the plots (e); and the density of flowering stalks per square meter in different treatments (f). Amb = ambient temperature, OTC = warmed plots; HG = high grazing, LG = low grazing, UG = ungrazed. Error bars represent standard error of the mean. Bars not sharing a common letter indicate significant differences between treatments, as measured across the whole timespan of the experiment (linear comparisons, $p < 0.05$).

the speed of decomposition (Hobbie 1996), this may be a medium-term transient response as climate change accelerates. While the increase in dead plant material could have been aided by the OTC structures themselves, which reduce movement of litter between plots, the removal of the OTCs during the winter season should have minimized this effect.

The increase in litter has major implications for ecosystem functioning, as decomposition of dead material is the main source for carbon and nitrogen cycling. However, since much of the additional litter was comparatively recalcitrant shrub material this effect may be muted (Blok *et al* 2016). Previous research also suggests that arctic leaf litter has lower

nitrogen and phosphorus content due to high nutrient resorption efficiencies during leaf senescence (Aerts *et al* 2012). Future studies should explicitly include measures of bioavailable nutrient stores in the soil at long-term OTC sites, in parallel with monitoring litter accumulation.

OTC effects on functional group abundance and diversity

As hypothesized, we found some shifts in functional group abundance, although these changes were more subtle than expected. Evergreen shrub abundance (*D. octopetala*) was similar in ambient and OTC plots after 12 growing seasons of warming, while deciduous

shrub abundance (*S. polaris*) was lower in warmed plots. Because evergreen shrubs in particular are as limited by soil moisture as they are by summer air temperature (Elmendorf *et al* 2012a), soil drying by the OTCs could explain this pattern. More broadly, greening has been widely detected experimentally as well as by remote sensing across the Low Arctic (Myers-Smith *et al* 2011) and occasionally in the High Arctic (for example, Hudson and Henry 2009), but meta-analyses of OTC experiments across biomes indicate that the High Arctic is more resistant to shrub expansion (Elmendorf *et al* 2012a). This may be because high arctic shrubs are dwarf forms rather than the taller forms which respond more positively to experimental warming (Elmendorf *et al* 2012a). Our results suggest that the ecosystem services and regulation currently provided by dwarf shrubs (Myers-Smith *et al* 2011) may remain relatively unchanged in the High Arctic.

However, shrub abundance did differ with previous grazing manipulation. The evergreen shrub *D. octopetala* was less abundant in highly grazed plots than in ungrazed plots in both ambient and OTC treatments, even nine years after the cessation of goose grazing. Meanwhile, live *S. polaris* declined in the low-intensity grazing treatment, but only in warmed plots. While geese seldom graze on these species, other associated effects such as trampling could have caused long-term declines which would have consequences for ecosystem services and community structure. Conversely, even though graminoids are a common food item for some geese on Svalbard (Fox *et al* 2006), grasses showed no difference in abundance by treatment, most likely due to compensatory growth (Cooper *et al* 2006).

Rushes had higher abundance in warmed plots, regardless of grazing. In fact, the only functional groups which showed higher abundance in the warmed plots were forbs and rushes, each of which only made up a modest amount of the total live abundance in the community. In many systems, an increase in vascular plant abundance excludes mosses and lichens by shading and litter deposition (i.e. Chapin *et al* 1995), although other mosses such as *Sphagnum* species are photoinhibited and may benefit from shading (Zona *et al* 2011). Interestingly, the increase in forb and rush abundance was not coupled with any change in lichen or moss abundance, much less the decline found in the Low Arctic by Cornelissen *et al* (2001). Instead the canopy remained relatively open, with ~15%–20% of the area of the plots still lacking a canopy layer after 12 seasons of warming. Canopy cover and height were also unaffected by the previous grazing treatment.

Contrary to our predictions, we found no difference in diversity between warmed and ambient plots or between different grazing treatments, as measured by α -diversity (Shannon's index), β -diversity, and community evenness (Pielou's index). All the species in the

mesic meadow are extremely long-lived (i.e. Parsons *et al* 1994, Eriksson and Froberg 1996); barring a mortality event, substantial recruitment of new species may take even longer than a decade or two. Environmental factors are also different in the Adventdalen mesic meadow compared to low arctic and subarctic sites, where long-term declines in diversity have previously been documented primarily at wet sites (Elmendorf *et al* 2012a).

OTC effects on reproduction and plant size

We hypothesized that OTC warming would have a generally positive effect on dominant species in the tundra communities, but results showed much more variable and nuanced responses. Twelve seasons of warming caused a small but significant decrease in the live abundance of the dominant shrub *S. polaris*, a weak but significant increase the live abundance of the dominant forb *B. vivipara*, and no effect on the live abundance of the dominant grass *A. magellanicus*. Grazing history had a nuanced effect on *S. polaris* abundance (discussed earlier), no effect on abundance of *A. magellanicus*, and led to an increase in *B. vivipara* abundance only in the warmed, low-intensity grazing treatment. Neither warming nor grazing had any effect on leaf size in any of the three focal species.

Grazing history generally promoted flowering, and to a greater extent in warmed than ambient-temperature plots. All three species produced more abundant flowers in the OTC plots, and in *A. magellanicus* flowering stalks were taller in OTC than in ambient plots even though there was no difference in the height of vegetative leaves. Increases in reproduction in response to warming in the High Arctic have been found previously in several species (Wookey *et al* 1995, Wada and Kanda 2000, Buizer *et al* 2012, Klady *et al* 2011), theorized to be due to the abiotic limitations which may continue to constrain vegetative growth even as conditions are ameliorated by warmer temperatures. Plants in the High Arctic have evolved to prioritize reproduction under favorable conditions. Many vascular plants, including *B. vivipara* and *S. polaris*, pre-form embryonic flower buds which do not open until the next, or several more, growing seasons. In fact, sexual reproduction is quite unsuccessful in *B. vivipara*, which reproduces primarily by bulbils (Diggle *et al* 1998). *Alopecurus magellanicus* reproduces both sexually and vegetatively, as does *S. polaris* (Brochmann and Steen 1999).

One major question is whether investing in reproductive effort as the climate warms will have long-term costs: will increasing flowering and fruit production for several consecutive favorable seasons take a toll? Classic theory as well as recent experimental work suggests that reproduction sustains costs to future fecundity, vegetative growth and survival (Alvarez-Cansino *et al* 2010, Bell 1980), although compensatory mechanisms have also been demonstrated. In a climate change context, recent evidence shows that as growing

seasons become warmer and longer, the survival costs of increasing reproduction shrink over three to five years of manipulating the level of reproduction (Sletvold and Ågren 2015). Thus even if sexual reproduction is not the main mode of propagation in these plants, the increase in flowering may become a less costly way to supplement total reproduction as the climate warms. Increased sexual reproduction will also provide plant populations with more possibilities for evolutionary adaptation to changing environmental conditions (Hedhly *et al* 2009). Increasing sexual reproduction in species which have multiple reproductive modes at their disposal is a particularly interesting potential eco-evolutionary feedback which should be further explored.

Conclusion

After 12 growing seasons of summer warming, we found a small but significant decrease in the abundance of the dominant shrub *Salix polaris* and small but significant increases in forbs and rushes. This indicated some shift in community composition, but of a magnitude much smaller than in the Low Arctic where shrubs can greatly expand in response to warming. Plant community composition and abundance was only sometimes affected by a previous grazing treatment which had been discontinued nine growing seasons prior. While the high arctic tundra was relatively resistant to changes in vegetation abundance patterns, we found indications of major shifts in underlying ecosystem processes. A substantial increase in dead vascular plant material suggests that aboveground production increased—possibly faster than decomposition. Impacts of climate warming on tundra nutrient cycling have been undetectable in short-term experiments, but these results suggest that after a decade or more of warming, changes in productivity, litter accumulation, and decomposition rates may begin to have substantial impacts on ecosystem functioning. Further studies should include explicit measures of nutrient availability at long-term warmed sites to confirm whether carbon, nitrogen, and phosphorus cycling are indeed changing. Furthermore, we found that dominant species showed increased sexual reproduction in warmed plots, and particularly in plots which had previously been subject to increased grazing.

Data Accessibility

Data available from the Dryad Digital Repository: <https://doi.org/10.5061/dryad.2m1k2>.

Acknowledgments

This study was a continuation of a field experiment originally funded by the European Commission Directorate-General for Research, contract no: EVK2-2001-00235; in 2005 EJC took over responsi-

bility for the study site, with funding from UNIS and the University of Tromsø. CJL would like to thank the Svalbard Scientific Foundation for an NFR Arctic Field Grant, the University Centre in Svalbard for logistical support, and Timothée Bonnet and Florian Altermatt for helpful comments while drafting the manuscript.

References

- Abbandonato H 2014 Autumn senescence response to a changing climate: effects of snow-depth on high Arctic plants *Masters Thesis* UiT The Arctic University of Norway, Tromsø, Norway (<http://munin.uit.no/handle/10037/6547>)
- ACIA 2005 *Arctic Climate Impact Assessment* (Cambridge: Cambridge University Press)
- Aerts R, van Bodegom P M and Cornelissen J H C 2012 Litter stoichiometric traits of plant species of high-latitude ecosystems show high responsiveness to global change without causing strong variation in litter decomposition *New Phytol.* **196** 181–8
- Alatalo J M and Little C J 2014 Simulated global change: contrasting short and medium term growth and reproductive responses of a common alpine/Arctic cushion plant to experimental warming and nutrient enhancement *Springerplus* **3** 157
- Alvarez-Cansino L, Zunzunegui M, Diaz Barradas M C and Esquivias M P 2010 Gender-specific costs of reproduction on vegetative growth and physiological performance in the dioecious shrub *Corema album* *Ann. Bot.* **106** 989–98
- Arft A *et al* 1999 Responses of tundra plants to experimental warming: meta-analysis of the international tundra experiment *Ecol. Monogr.* **69** 491–511
- Barton K 2013 MuMIn: Multi-model inference (<https://CRAN.R-project.org/package=MuMIn>)
- Bates D, Maechler M and Bolker B 2012 lme4: Linear mixed-effects models using Eigen and Eigen++ (<http://lme4.r-forge.r-project.org/>)
- Bell G 1980 The costs of reproduction and their consequences *Am. Nat.* **116** 45–76
- Bjerke J W, Zielke M and Solheim B 2003 Long-term impacts of simulated climatic change on secondary metabolism, thallus structure and nitrogen fixation activity in two cyanolichens from the Arctic *New Phytol.* **159** 361–7
- Blok D, Elberling B and Michelsen A 2016 Initial stages of tundra shrub litter decomposition may be accelerated by deeper winter snow but slowed down by spring warming *Ecosystems* **19** 155–69
- Bobbink R *et al* 2010 Global assessment of nitrogen deposition effects on terrestrial plant diversity: a synthesis *Ecol. Appl.* **20** 30–59
- Bokhorst S *et al* 2013 Variable temperature effects of Open Top Chambers at polar and alpine sites explained by irradiance and snow depth. *Glob. Chang. Biol.* **19** 64–74
- Brochmann C and Steen S W 1999 The species concept in the high north—a panarctic flora initiative *Det Norske Videnskaps—Akademi. I. Matematisk Naturvitenskapelig Klasse, Skrifter, Ny serie* vol 38, eds I Nordal and V Y Razzhivin (Oslo: Novus Forlag) pp 33–72
- Brooker R and Van Der Wal R 2003 Can soil temperature direct the composition of high arctic plant communities? *J. Veg. Sci.* **14** 535–42
- Buizer B, Weijers S, van Bodegom P M, Alsos I G, Eidesen P B, van Breda J, de Korte M, van Rijckevorsel J and Rozema J 2012 Range shifts and global warming: ecological responses of *Empetrum nigrum* L. to experimental warming at its northern (high Arctic) and southern (Atlantic) geographical range margin *Environ. Res. Lett.* **7** 025501

- Campioli M, Schmidt N M, Albert K R, Leblans N, Ro-Poulsen H and Michelsen A 2013 Does warming affect growth rate and biomass production of shrubs in the High Arctic? *Plant Ecol.* **214** 1049–58
- Chapin F S I, Shaver G, Giblin A E, Nadelhoffer K J and Laundre J A 1995 Responses of Arctic tundra to experimental and observed changes in climate *Ecology* **76** 694–711
- Cooper E J 2006 Reindeer grazing reduces seed and propagule bank in the High Arctic *Can. J. Bot. Can. Bot.* **84** 1740–52
- Cooper E J 2014 Warmer shorter winters disrupt Arctic terrestrial ecosystems *Annu. Rev. Ecol. Evol. Syst.* **45** 271–95
- Cooper E J, Jonsdottir I S and Pahud A 2006 Grazing by captive Barnacle geese affects graminoid growth and productivity on Svalbard *Mem. Natl Inst. Polar Res* **59** 1–16
- Cooper E *et al* 2004 Climate change and goose grazing on Svalbard's tundra *ACIA International Symposium on Climate Change in the Arctic* vol 2 pp 1–3
- Cornelissen J H C *et al* 2007 Global negative vegetation feedback to climate warming responses of leaf litter decomposition rates in cold biomes. *Ecol. Lett.* **10** 619–27
- Cornelissen J H C *et al* 2001 Global change and arctic ecosystems: is lichen decline a function of increases in vascular plant biomass? *J. Ecol.* **89** 984–94
- Diggle P K, Lower S and Ranker T A 1998 Clonal diversity in alpine populations of *Polygonum viviparum* (Polygonaceae) *Int. J. Plant Sci.* **159** 606–15
- Elmendorf S C *et al* 2012a Global assessment of experimental climate warming on tundra vegetation: heterogeneity over space and time *Ecol. Lett.* **15** 164–75
- Elmendorf S C *et al* 2012b Plot-scale evidence of tundra vegetation change and links to recent summer warming *Nat. Clim. Chang.* **2** 453–7
- Elmendorf S C *et al* 2015 Experiment, monitoring, and gradient methods used to infer climate change effects on plant communities yield consistent patterns *Proc. Natl Acad. Sci.* **112** 448–52
- Elven R, Murray D, Yu V and Yurtsev B eds 2011 *Annotated Checklist of the Panarctic Flora (PAF) Vascular Plants Version 1.0* (Oslo) (<http://nhm2.uio.no/paf>)
- Eriksson O and Froberg H 1996 'Windows of opportunity' for recruitment in long-lived clonal plants: experimental studies of seedling establishment in *Vaccinium* shrubs *Can. J. Bot.* **74** 1369–74
- Fox A D, Francis I S and Bergersen E 2006 Diet and habitat use of Svalbard Pink-footed Geese *Anser brachyrhynchus* during arrival and pre-breeding periods in Adventdalen *Ardea* **94** 691–9 (www.ingentaconnect.com/content/docdel/art1065526660)
- Gordon C, Wynn J M and Woodin S J 2002 Impacts of increased nitrogen supply on high Arctic heath: the importance of bryophytes and phosphorus availability *New Phytol.* **149** 461–71
- Hedhly A, Hormaza J I and Herrero M 2009 Global warming and sexual plant reproduction *Trends Plant Sci.* **14** 30–6
- Henry G H R and Gunn A 1991 Recovery of tundra vegetation after overgrazing by caribou in Arctic Canada *Arctic* **44** 38–42
- Hobbie S E 1996 Temperature and plant species control over litter decomposition in Alaskan tundra *Ecol. Monogr.* **66** 503–22
- Hobbie S E and Gough L 2004 Litter decomposition in moist acidic and non-acidic tundra with different glacial histories *Oecologia* **140** 113–24
- Hollister R D, Webber P J and Tweedie C E 2005 The response of Alaskan arctic tundra to experimental warming: differences between short- and long-term responses *Glob. Chang. Biol.* **11** 525–36
- Hothorn T, Bretz F and Westfall P 2008 Simultaneous inference in general parametric models *Biometrical* **50** 346–6
- Hudson J M G and Henry G H R 2010 High Arctic plant community resists 15 years of experimental warming *J. Ecol.* **98** 1035–41
- Hudson J M G and Henry G H R 2009 Increased plant biomass in a high Arctic heath community from 1981 to 2008 *Ecology* **90** 2657–63
- Hudson J M G, Henry G H R and Cornwell W K 2011 Taller and larger: shifts in Arctic tundra leaf traits after 16 years of experimental warming *Glob. Chang. Biol.* **17** 1013–21
- IPCC 2013 *Climate Change 2013—The Physical Science Basis Contribution of Working Group I to the Fifth Assessment Report of the IPCC* (Cambridge: Cambridge University Press)
- IPCC 2014 *Climate Change 2014: Impacts, Adaptation, and Vulnerability Part B: Regional Aspects. Contribution of Working Group II to the Fifth Assessment Report of the Intergovernmental Panel on Climate Change* (Cambridge: Cambridge University Press)
- Jefferies R L, Jano A P and Abraham K F 2006 A biotic agent promotes large-scale catastrophic change in the coastal marshes of Hudson Bay *J. Ecol.* **94** 234–42
- Klady R A, Henry G H R and Lemay V 2011 Changes in high arctic tundra plant reproduction in response to long-term experimental warming *Glob. Chang. Biol.* **17** 1611–24
- Klein J A, Harte J and Zhao X-Q 2004 Experimental warming causes large and rapid species loss, dampened by simulated grazing, on the Tibetan Plateau *Ecol. Lett.* **7** 1170–9
- Kopec B G, Feng X, Michel F A and Posmentier E S 2015 Influence of sea ice on Arctic precipitation *Proc. Natl Acad. Sci. USA* **113** 46–51
- Kristinsson H, Zhurbenko M and Hansen E S 2010 *Panarctic checklist of lichens and lichenicolous fungi* (Akureyri, Iceland)
- Kuijper D P J, Bakker J P, Cooper E J, Ubels R, Jónsdóttir I S and Loonen M J J E 2006 Intensive grazing by Barnacle geese depletes High Arctic seed bank *Can. J. Bot.* **1004** 995–1004
- Kuznetsova A, Brockhoff P B and Christensen R H B 2015 lmerTest: Tests in Linear Mixed Effects Models (<https://CRAN.R-project.org/package=lmerTest>)
- Lamb E G, Han S, Lanoil B D, Henry G H R, Brummell M E, Banerjee S and Siciliano S D 2011 A High Arctic soil ecosystem resists long-term environmental manipulations *Glob. Chang. Biol.* **17** 3187–94
- Mazerolle M J 2013 AICcmodavg: Model selection and multimodel inference based on (Q)AIC(c) (<http://cran.r-project.org/package=AICcmodavg>)
- McIntire E J B and Hik D S 2002 Grazing history versus current grazing: leaf demography and compensatory growth of three alpine plants in response to a native herbivore (*Ochotona collaris*) *J. Ecol.* **90** 348–59
- Molau U 2010 Long-term impacts of observed and induced climate change on tussock tundra near its southern limit in northern Sweden *Plant Ecol. Divers.* **3** 29–34
- Morris W F and Doak D F 1998 Life history of the long-lived gynodioecious cushion plant *Silene acaulis* (Caryophyllaceae), inferred from size-based population projection matrices *Am. J. Bot.* **85** 784–93
- Myers-Smith I H *et al* 2011 Shrub expansion in tundra ecosystems: dynamics, impacts and research priorities *Environ. Res. Lett.* **6** 045509
- Natali S M, Schuur E A G and Rubin R L 2012 Increased plant productivity in Alaskan tundra as a result of experimental warming of soil and permafrost *J. Ecol.* **100** 488–98
- Oberbauer S F *et al* 2007 Tundra CO₂ fluxes in response to experimental warming across latitudinal and moisture gradients *Ecol. Monogr.* **77** 221–38
- Oksanen J, Blanchet F G, Kindt R, Legendre P, Minchin P R, O'Hara R B, Simpson G L, Solymos P, Stevens M H H and Wagner H 2012 vegan: Community Ecology Package (<http://cran.r-project.org/package=vegan>)
- Olofsson J 2006 Short- and long-term effects of changes in reindeer grazing pressure on tundra heath vegetation *J. Ecol.* **94** 431–40
- Parsons A N, Welker J M, Wookey P A, Press M C, Callaghan T V and Lee J A 1994 Growth responses of four sub-arctic dwarf shrubs to simulated environmental change *J. Ecol.* **82** 307–18

- Pedersen A, Speed J D M and Tombre I M 2013 Prevalence of pink-footed goose grubbing in the arctic tundra increases with population expansion *Polar Biol.* **36** 1569–75
- Post E 2013 Erosion of community diversity and stability by herbivore removal under warming *Proc. R. Soc. B Biol. Sci.* **280** 20122722
- Post E *et al* 2009 Ecological dynamics across the Arctic associated with recent climate change *Science* **325** 1355–8
- Post E and Pedersen C 2008 Opposing plant community responses to warming with and without herbivores *Proc. Natl Acad. Sci.* **105** 12353–8
- R Core Team 2015 R: A language and environment for statistical computing
- Robinson C H, Wookey P A, Lee J A, Callaghan T V and Press M C 1998 Plant community responses to simulated environmental change at a high arctic polar semi-desert *Ecology* **79** 856–66
- Robinson C H, Wookey P A, Parsons A N, Potter J A, Callaghan T V, Lee J A, Press M C and Welker J M 1995 Responses of plant litter decomposition and nitrogen mineralisation to simulated environmental change in a high arctic polar semi-desert and a subarctic dwarf shrub heath *Oikos* **74** 503–12
- Shaver G R, Bret-Harte M S, Jones M H, Johnstone J, Gough L, Laundre J and Chapin F S I 2001 Species composition interacts with fertilizer to control long-term change in tundra productivity *Ecology* **82** 3163–81
- Sjögersten S, van der Wal R, Loonen M J J E and Woodin S J 2011 Recovery of ecosystem carbon fluxes and storage from herbivory *Biogeochemistry* **106** 357–70
- Sjögersten S, Wal R and Woodin S J 2012 Impacts of grazing and climate warming on C pools and decomposition rates in Arctic environments *Ecosystems* **15** 349–62
- Sletvold N and Ågren J 2015 Climate-dependent costs of reproduction: Survival and fecundity costs decline with length of the growing season and summer temperature *Ecol. Lett.* **18** 357–64
- Swedish Museum of Natural History 2013 Krypto-S (http://andor.nrm.se/fimi/xsl/kryptos/kbo/publFindspecies.xsl?view&-db=kbo_mossregister&-token.languagecode=en-GB)
- van der Wal R, Sjögersten S, Woodin S J, Cooper E J, Jónsdóttir I S, Kuijper D, Fox T A D and Huiskes A D 2007 Spring feeding by pink-footed geese reduces carbon stocks and sink strength in tundra ecosystems *Glob. Chang. Biol.* **13** 539–45
- Van Eerden M R, Drent R H, Stahl J and Bakker J P 2005 Connecting seas: Western Palaearctic continental flyway for water birds in the perspective of changing land use and climate *Glob. Chang. Biol.* **11** 894–908
- Wada N and Kanda H 2000 Notes on floral traits and gender expression of *Dryas octopetala* under a simulated environmental change *Polar Biosci.* **13** 147–51
- Wahren C-H A, Walker M D and Bret-Harte M S 2005 Vegetation responses in Alaskan arctic tundra after 8 years of a summer warming and winter snow manipulation experiment *Glob. Chang. Biol.* **11** 537–52
- Walker M D *et al* 2006 Plant community responses to experimental warming across the tundra biome *Proc. Natl Acad. Sci. USA* **103** 1342–6
- Weijers S, Greve Alsos I, Bronken Eidesen P, Broekman R, Loonen M J J E and Rozema J 2012 No divergence in *Cassiope tetragona*: persistence of growth response along a latitudinal temperature gradient and under multi-year experimental warming *Ann. Bot.* **110** 653–65
- Welker J M, Fahnestock J T, Henry G H R, O’Dea K W and Chimner R A 2004 CO₂ exchange in three Canadian High Arctic ecosystems: Response to long-term experimental warming *Glob. Chang. Biol.* **10** 1981–95
- Wookey P A, Robinson C H, Parsons A N, Welker J M, Press M C, Callaghan T V and Lee J A 1995 Environmental constraints on the growth, photosynthesis and reproductive development of *Dryas octopetala* at a high Arctic polar semi-desert, Svalbard *Oecologia* **102** 478–89
- Wu Z, Dijkstra P, Koch G W, Peñuelas J and Hungate B A 2011 Responses of terrestrial ecosystems to temperature and precipitation change: a meta-analysis of experimental manipulation *Glob. Chang. Biol.* **17** 927–42
- Zona D, Oechel W C, Richards J H, Hastings S, Kopetz I, Ikawa H and Oberbauer S 2011 Light-stress avoidance mechanisms in a *Sphagnum*-dominated wet coastal Arctic tundra ecosystem in Alaska *Ecology* **92** 633–44