

Title	A New Synthetic Route to α -Methylenecarboxamides Using Dianion of N-Phenyl-2-[(phenylsulfonyl) (Commemoration Issue Dedicated to Professor Shinzaburo OKA On the Occasion of His Retirement) methyl] propenamide
Author(s)	Tanaka, Kazuhiko; Ushio, Hideki; Horiuchi, Hiroshi
Citation	Bulletin of the Institute for Chemical Research, Kyoto University (1989), 67(3): 128-131
Issue Date	1989-11-30
URL	http://hdl.handle.net/2433/77303
Right	
Type	Departmental Bulletin Paper
Textversion	publisher

.....
Note
.....

A New Synthetic Route to α -Methylenecarboxamides Using Dianion of N-Phenyl-2-[(phenylsulfonyl)methyl]propenamide

Kazuhiko TANAKA,* Hideki USHIO, and Hiroshi HORIUCHI

Received May 26, 1989

Regioselective reaction of the dianion of N-phenyl-2-[(phenylsulfonyl)methyl]propenamide with alkyl halides leads to β -substituted carboxamides, which upon Lewis acid mediated cyclization afford α -methylenecarboxamides in good yields.

KEY WORDS: α -Methylenecarboxamides/ (E)-trisubstituted carboxamides/
3,4-dihydroxy-2-methylenecarboxamides/ 5,6-dihydro-2H-
pyrans/ 3-methylene- β -lactams/

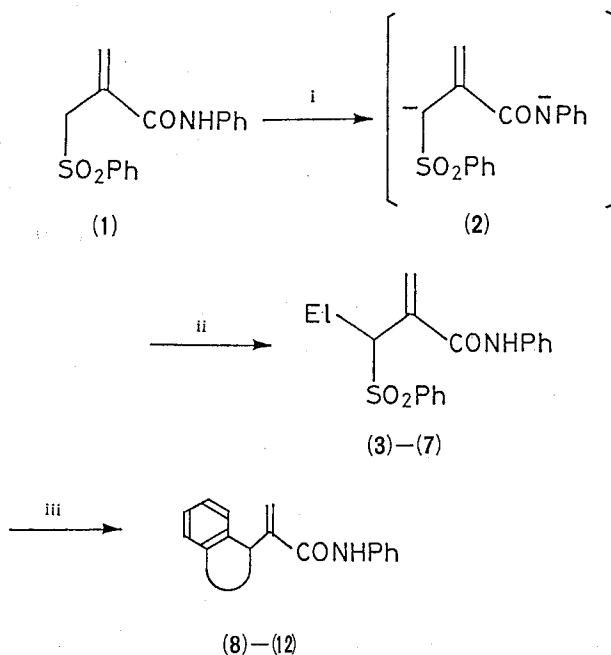
The α -methylene carbonyl system is a common structural feature of naturally occurring substances possessing cytotoxic, fungitoxic, and growth-inhibitory activity.¹⁾ Accordingly, various methods have been developed for the synthesis of α -methylene carbonyl derivatives.²⁾ However, there are relatively few methods available for the direct introduction of α -methylene carbonyl group using a carbanion derived from α -methylene carbonyl system because of the chemical instability of the carbanion.³⁾ Recently we have found that the dianion of N-phenyl-2-[(phenylsulfonyl)methyl]propenamide (**1**) can be generated at -78°C and serve as a versatile reagent for the preparation of a variety of α,β -unsaturated carbonyl compounds like (E)-trisubstituted carboxamides, 3,4-dihydroxy-2-methylenecarboxamides, 5,6-dihydro-2H-pyrans, and 3-methylene- β -lactams.^{4,5)}

We now describe a convenient method for the preparation of α -methylene carbonyl derivatives having fused-ring system by regioselective alkylation and subsequent Lewis acid mediated cyclization procedure. The dilithiation of (**1**) proceeds readily with 2 equiv. of butyllithium to provide a yellow solution of (**2**) which can be converted to the β -substituted products (**3-7**) upon reaction with alkyl halides. Treatment of the adducts (**3-6**) with AlCl_3 ⁶⁾ in dichloromethane gives six- or seven-membered exocyclic α -methylene carboxamides (**8-11**). On the other hand, reaction of (**7**) with AlCl_3 under similar conditions afforded seven-membered endocyclic product (**12**). The endo structure was confirmed by conversion of (**12**) to the known methyl ester (**13**)⁷⁾ via isomerization of the double bond of the amide, N-*tert*-butoxycarbonylation, and subsequent methanolysis.⁸⁾

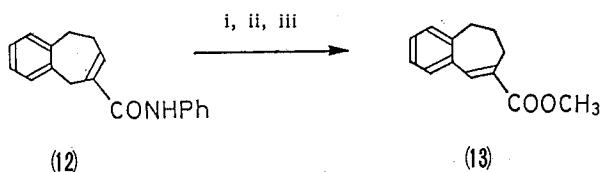
In these synthetic sequences, the amide (**1**) is synthetically equivalent to a 1,1-dipole or a 1,3-dipole (Scheme 3)⁶⁾ and perceived as a useful reagent for an efficient

* 田中和彦, 牛尾英樹, 堀内裕志: Department of Chemistry, Faculty of Science, Kyoto University

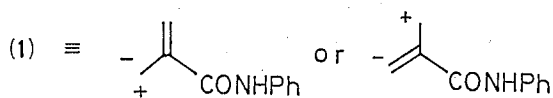
Synthetic Route to α -Methylenecarboxamides



Scheme 1. Reagents and conditions: i, 2 equiv. Bu^nLi , -78°C , Tetrahydrofuran-Hexamethylphosphoric triamide; ii, Et-X , -78 to 0°C ; iii, AlCl_3 , dichloromethane.



Scheme 2. Reagent: i, Bu^tOK ; ii, $(\text{Bu}^t\text{OCO})_2\text{O}$; iii, CH_3ONa



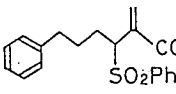
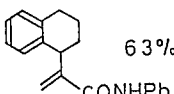
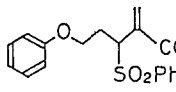
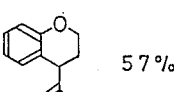
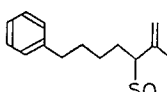
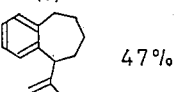
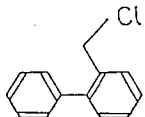
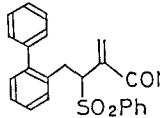
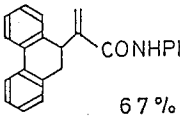
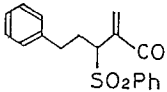
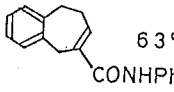
Scheme 3.

elaboration of α -methylene carbonyl derivatives that might otherwise prove difficult to prepare.

EXPERIMENTAL

A typical procedure for the preparation of **3**. To a solution of the dianion **2** (6.64 mmol) at -78°C under argon was added 1-bromo-3-phenylpropane (1.32 g, 6.64 mmol) in dry THF (3 ml). The reaction mixture was stirred at -78°C for 2 h and warmed to 0°C during 1 h, and quenched with saturated aqueous NH_4Cl (10 ml). The product was extracted with ethyl acetate (3×50 ml). The combined

Table 1. Alkylation of dianion (2) and cyclization of adduct.

Halide (EI-X)	Adduct	% Yield	Product	% Yield
Ph(CH ₂) ₃ Br	 (3)	67%	 (8) ^a	63%
PhO(CH ₂) ₂ Br	 (4)	46%	 (9) ^b	57%
Ph(CH ₂) ₄ Br	 (5)	76%	 (10) ^a	47%
	 (6)	37%	 (11) ^a	67%
Ph(CH ₂) ₂ Br	 (7)	54%	 (12) ^a	63%

a) 3 equiv. AlCl₃, dichloromethane, room temp., 1 h.

b) 5 equiv. AlCl₃, dichloromethane, reflux, 3 h.

extracts were washed with brine, dried over Na₂SO₄, filtered, and evaporated. The crude product was purified by chromatography (silica gel, hexane-ethyl acetate, 3:1) to give 1.87 g of **3** (67% yield): ¹H NMR δ 8.24 (s, 1H), 6.81–7.80 (m, 15H), 6.06 (s, 1H), 5.56 (s, 1H), 4.52 (dd, J=11.0, 4.0 Hz, 1H), 2.32–2.68 (m, 2H), 1.38–2.12 (m, 4H); IR (thin film) 3330, 1608, 1600, 1315, 770, 710 cm⁻¹; exact mass calcd for C₂₅H₂₅NO₃S (M⁺) 419.155, found 419.154.

A typical procedure for the conversion of **3** into **8**. To a solution of **3** (0.48 g, 1.15 mmol) in dry CH₂Cl₂ (10 ml) at 0°C under argon was added powdered AlCl₃ (0.46 g, 3.45 mmol). After stirring at 0°C for 5 min and at room temperature for 1 h, the reaction mixture was poured into ice water and extracted with CH₂Cl₂ (3×10 ml). The combined extracts were washed with water, dried over Na₂SO₄, filtered and evaporated. The crude product was purified by chromatography (silica gel, hexane-ethyl acetate, 3:1) to give 0.20 g of **8** (85% yield): mp 134–137°C; ¹H NMR δ 7.40–6.80 (m, 10H), 5.87 (s, 1H), 5.05 (s, 1H), 4.20 (m, 1H), 2.78 (m, 2H), 1.40–2.20 (m, 4H); IR (nujol) 3250, 1650, 1600, 760, 700 cm⁻¹. Anal Calcd

Synthetic Route to α -Methylenecarboxamides

for $C_{19}H_{19}NO$: C, 82.28; H, 6.90; N, 5.05. Found: C, 81.92; H, 7.07; N, 4.97.

ACKNOWLEDGMENT

K.T. expresses gratitude to the Kurata Foundation for financial support. This work was supported in part by a Grant-in-Aid from the Ministry of Education, Science, and Culture of Japan.

REFERENCES

- (1) See, for instance, G. Schlewer, J.-L. Stamp, and C. Benezra, *J. Med. Chem.*, 1985, **24**, 94.
- (2) For a recent review see: H.M.R. Hoffmann and J. Rabe, *Angew. Chem., Int. Ed. Engl.*, 1985, **24**, 94.
- (3) P. Beak and D.J. Kempf, *J. Am. Chem. Soc.*, 1980, **102**, 4550; K. Tanaka, Y. Nozaki, N. Tamura, R. Tanikaga, and A. Kaji, *Chem. Lett.*, 1980, 1567; J.J. Fitt and H.W. Gschwend, *J. Org. Chem.*, 1980, **45**, 4257.
- (4) K. Tanaka, H. Yoda, and A. Kaji, *Tetrahedron Lett.*, 1985, **26**, 4147.
- (5) K. Tanaka, H. Yoda, and A. Kaji, *Tetrahedron Lett.*, 1985, **26**, 4751.
- (6) B.M. Trost and M.R. Ghadiri, *J. Am. Chem. Soc.*, 1984, **106**, 7260.
- (7) J. Vebrel and R. Carrie, *Bull. Soc. Chim. Fr.*, 1982, II-116.
- (8) D.L. Flynn, R.E. Zelle, and P.A. Grieco, *J. Org. Chem.*, 1983, **48**, 2424.