

Title	Analysis of Turburence by a Statistics based on Non-Extensive Entropy (Analytical Study of Quantum Information and Related Fields)
Author(s)	Arimitsu, Toshihico; Arimitsu, Naoko
Citation	数理解析研究所講究録 (2001), 1196: 91-100
Issue Date	2001-04
URL	http://hdl.handle.net/2433/64853
Right	
Type	Departmental Bulletin Paper
Textversion	publisher

Analysis of Turburence by a Statistics based on Non-Extensive Entropy

T. Arimitsu* (有光敏彦)

Institute of Physics, University of Tsukuba

N. Arimitsu† (有光直子)

Department of Computer Engineering, Yokohama National University

Abstract

An analysis of fully developed turbulence is developed based on the assumption that the underlying statistics of the system is of Tsallis ensemble. The multifractal spectrum $f_T(\alpha)$ corresponding to the Tsallis type distribution function is determined self-consistently in the sense that all parameters can be obtained through the observed value of the intermittency exponent. It is shown that the scaling exponents ζ_m of velocity structure function derived with the help of the multifractal spectrum fits very well with experimental data. It is revealed that the asymptotic expression of ζ_m for $m \gg 1$ has a log term, which was not recognized before. The present self-consistent approach narrowed down the value of intermittency exponent μ for the fully developed turbulence to $\mu = 0.235 \pm 0.015$.

In a previous paper [1], we showed that Tsallis index q [2, 3] corresponding to the p-model [4] can be effectively determined by observed values of the intermittency exponent μ with the help of the scaling relation (16) below [5]. We proposed in [1] a Tsallis type distribution function for the probability density function of the local dissipation, and revealed that the proposed distribution function with the Tsallis index q determined by the observed value μ fits very well with the binomial distribution function of the p-model.

In this paper, we develop the program in [1] much further with the assumption that the underlying statistics of the system of fully developed turbulence is of Tsallis ensemble. We will determine the multifractal spectrum $f_T(\alpha)$ corresponding to the Tsallis type distribution function self-consistently in the sense that all parameters can be calculated by using the observed value of the intermittency exponent. There is no fitting parameter

*arimitsu@cm.ph.tsukuba.ac.jp

†arimitsu@dnj.ynu.ac.jp

left. With the multifractal spectrum, we will derive the scaling exponents ζ_m of velocity structure function, and compare them with experimental data and with the curves given by other theories, i.e., K41, log-normal, β -model, p-model and log-Poisson. We will show that the present result fits very well with all the experimental data (see Fig. 1). We also found that there is a log term in ζ_m for $m \gg 1$ which was not recognized before.

The study of fully developed turbulence was started by Kolmogorov [6] by dimensional analysis with the assumption that any physical mean values are determined by the kinetic viscosity, $\nu = \eta/\rho$, and the energy input (output) rate, ϵ . Here, ρ and η represent, respectively, mass density and static viscosity. In the energy input range, since ν may not take part in, the size ℓ_0 of the grid which produces turbulence should be given by $\ell_0 = u_0^3/\epsilon$, with the velocity u_0 of fluid at the grid. On the other hand, in the dissipation range, as ν plays the leading part, the typical size ℓ_d of the range is determined by $\ell_d = (\nu^3/\epsilon)^{1/4}$. Note that the Reynolds number R of the system is, then, given by $R = u_0\ell_0/\nu = (\ell_0/\ell_d)^{4/3}$.

For high Reynolds number limit $R \gg 1$, there exists a wide inertial range, which is characterized by the size

$$\ell_n = \ell_0 \delta_n, \quad \delta_n = 1/2^n \quad (n = 0, 1, 2, \dots) \quad (1)$$

of eddies satisfying $\ell_0 \gg \ell_n \gg \ell_d$, and the Navier-Stokes equation,

$$\partial \vec{u} / \partial t + (\vec{u} \cdot \vec{\nabla}) \vec{u} = -\vec{\nabla} (p/\rho) + \nu \nabla^2 \vec{u}, \quad (2)$$

is invariant under the scale transformation [7]: $\vec{r}' = \lambda \vec{r}$, $\vec{u}' = \lambda^{\alpha/3} \vec{u}$, $t' = \lambda^{1-\alpha/3} t$, $(p/\rho)' = \lambda^{2\alpha/3} (p/\rho)$. The rate of transfer of energy ϵ_r per unit mass averaged over a domain $r \sim \ell_n$, called the local dissipation of turbulent kinetic energy, behaves as $\epsilon_r \sim \delta u_r^3 / r \propto r^{\alpha-1}$. The total dissipation E_r occurring in a box of size r will be

$$E_r \sim \epsilon_r r^d \propto r^{\alpha-1+d}, \quad (3)$$

where d represents the dimension of physical space.

We will restrict ourselves in this paper to the analysis on the measured time series of the streamwise velocity component of an isotropic turbulence behind grids. Then, the dimension of physical space d will be one [7]. Within the Taylor's frozen flow hypothesis, our main interest is the scaling exponents ζ_m of the m th order velocity correlation of the difference, i.e.,

$$\langle (\delta u(r))^m \rangle \propto r^{\zeta_m} \quad (4)$$

with $\delta u(r) = |u(x+r) - u(x)|$ where u is a component of the velocity field \vec{u} . The expectation $\langle \dots \rangle$ is taken by an appropriate probability distribution function which we will analyze in this paper.

In the inertial range it is assumed that physical quantities are determined by ϵ and $r \sim \ell_n$. Then, within dimensional analysis we see that $\zeta_m = m/3$ in the range. ζ_2 gives the Kolmogorov spectrum [6].

Now, let us assume that the dissipation of turbulent energy is a multifractal. Dividing the d -dimensional space in boxes of size r , and summing powers of different order α of E_r over all boxes, we expect these sums to scale with the size of boxes r according to [7]

$$\sum_{\alpha} E_r^{\alpha} \sim r^{(\bar{q}-1)D_{\bar{q}}}, \quad (5)$$

where $D_{\bar{q}}$ is called the generalized dimension (the Renyi dimension). Substituting (3) into (5), and replacing the sum by an integration ¹: $\sum_{\alpha} \dots = \int d\alpha \rho(\alpha) r^{-f_d(\alpha)} \dots$, we can extract the formulae [7]

$$f_d(\alpha) = \alpha \bar{q} + \tau_d(\bar{q}) \quad (6)$$

with the mass exponent

$$\tau_d(\bar{q}) = (1 - \bar{q})D_{\bar{q}} + (d - 1)\bar{q}, \quad (7)$$

and

$$\alpha = -d\tau_d(\bar{q})/d\bar{q} \quad (8)$$

satisfied in the limit of small r by making use of the steepest descent method. These equations determine $f_d(\alpha)$ and α when $D_{\bar{q}}$ is known. Note that \bar{q} is given by

$$\bar{q} = df_d(\alpha)/d\alpha. \quad (9)$$

Equation (6) with (8) or with (9) constitutes the Legendre transformations. We use in this paper the notation \bar{q} to avoid any confusion with the Tsallis index q .

The probability density function $P_{\epsilon}(\epsilon_r)$ of the local dissipation of turbulent kinetic energy is given by [7]

$$P_{\epsilon}(\epsilon_r) d(\epsilon_r/\epsilon) \propto \left(\frac{r}{\ell_0}\right)^{D_0 - f_d(\alpha)} \frac{\epsilon}{\epsilon_r \ln(r/\ell_0)} d(\epsilon_r/\epsilon)$$

¹ $\rho(\alpha)r^{-f_d(\alpha)}$ is the weight come from the number of boxes for which α takes on values between α and $\alpha + d\alpha$. $f_d(\alpha)$ is the multifractal spectrum of the set with the scaling exponent lying between these values.

$$\begin{aligned}
&= \delta_n^{D_0 - f_d(\alpha)} d\alpha \\
&= \exp \{ [D_0 - f_d(\alpha)] \ln \delta_n \} d\alpha.
\end{aligned} \tag{10}$$

It was shown that the intermittency exponent μ is determined by [7]

$$\mu = 1 - D_2. \tag{11}$$

Tsallis [2, 3] introduced the non-extensive entropy

$$S_q = \left(\sum_i p_i^q - 1 \right) / (1 - q), \tag{12}$$

to produce a generalized Boltzmann-Gibbs statistics. The non-extensivity is shown by the pseudo-additivity property [3]

$$\begin{aligned}
S_q(A + B) &= S_q(A) + S_q(B) \\
&\quad + (1 - q)S_q(A)S_q(B),
\end{aligned} \tag{13}$$

A and B being probabilistically independent.

By taking the extremal of (12) with the constraint indicating the conservation of probability: $\sum_i p_i = 1$, and with the one fixing the q -averaged internal energy [8]: $U_q = \sum_i p_i^q E_i / \sum_j p_j^q$, one obtains the general form of the probability distribution function of Tsallis ensemble in the form

$$p_i = \left[1 - \frac{(1 - q)\beta(E_i - U_q)}{\sum_j p_j^q} \right]^{1/(1-q)} / \bar{Z}_q, \tag{14}$$

with the partition function

$$\bar{Z}_q = \sum_i \left[1 - \frac{(1 - q)\beta(E_i - U_q)}{\sum_j p_j^q} \right]^{1/(1-q)}. \tag{15}$$

Note that Tsallis statistics reduces to Boltzmann-Gibbs statistics taking the limit $q \rightarrow 1$. Here, we are using the units where the Boltzmann constant is unity.

It was shown [5] that the value q of the parameter appearing in Tsallis statistics is related to the extremes α_{\max} and α_{\min} of the multifractal spectrum $f_d(\alpha)$ by

$$1/(1 - q) = 1/\alpha_{\min} - 1/\alpha_{\max}. \tag{16}$$

Now, we assume that the probability density function can be given by the Tsallis type distribution function of the form:

$$P_T(\alpha)d\alpha = Z_T^{-1} \times \left[1 - \left(\frac{1-q}{n} \right) \frac{(\alpha - \alpha_0)^2 \ln \delta_n^{-1}}{2X} \right]^{n/(1-q)} d\alpha, \quad (17)$$

with the obvious partition function Z_T . The parameters α_0 , X and Tsallis index q should be determined by the intermittency exponent μ . With the help of (10), we see that the multifractal spectrum corresponding to the distribution function is given by

$$f_T(\alpha) = D_0 + \frac{1}{1-q} \log_2 \left[1 - \left(\frac{1-q}{n} \right) \frac{(\alpha - \alpha_0)^2 \ln \delta_n^{-1}}{2X} \right]. \quad (18)$$

Note that the reason of the subscript in α_0 is because it is defined by $df_T(\alpha)/d\alpha|_{\alpha=\alpha_0} = 0$, indicating that $\alpha_0 = \alpha(\bar{q} = 0)$ (see (9)).

The relation between \bar{q} and α is given by (9) which is solved to give us

$$\alpha_{\bar{q}} - \alpha_0 = \frac{1 - \sqrt{\langle \bar{q} \rangle}}{\bar{q}(1-q) \ln 2}, \quad (19)$$

with

$$\sqrt{\langle \bar{q} \rangle} = \sqrt{1 + 2\bar{q}^2(1-q)X \ln 2}. \quad (20)$$

Then, we have from (7) for $d = 1$

$$\begin{aligned} \tau(\bar{q}) &= (1 - \bar{q})D_{\bar{q}} = f_T(\alpha_{\bar{q}}) - \alpha_{\bar{q}}\bar{q} \\ &= 1 - \alpha_{\bar{q}}\bar{q} + \delta\tau(\bar{q}), \end{aligned} \quad (21)$$

with

$$\delta\tau(\bar{q}) = \frac{1}{1-q} \log_2 \left[1 - \frac{(1 - \sqrt{\langle \bar{q} \rangle})^2}{2\bar{q}^2(1-q)X \ln 2} \right], \quad (22)$$

where we put $f_T(\alpha_0) = D_0 = 1$ for the fractal dimension of the multifractal set. In the case $q \neq 1$, we have

$$\begin{aligned} \delta\tau(\bar{q}) &\rightarrow \frac{-1}{1-q} \left[\log_2 |\bar{q}| \right. \\ &\quad \left. + \log_2 \sqrt{X(1-q) \ln 2/2} + \mathcal{O}(1/\bar{q}) \right], \end{aligned} \quad (23)$$

for $|\bar{q}| \rightarrow \infty$. It should be noted that there appears a log-term in $\tau(\bar{q})$ for large $|\bar{q}|$. $\alpha_{\max} = \alpha(\bar{q} = -\infty)$ and $\alpha_{\min} = \alpha(\bar{q} = +\infty)$ are given by

$$\alpha_{\max} - \alpha_0 = \alpha_0 - \alpha_{\min} = \sqrt{2X / ((1 - q) \ln 2)}. \quad (24)$$

In order to determine three parameters, we need three independent equations. Putting $\bar{q} = 1$ in (21), i.e.,

$$\tau(1) = 0, \quad (25)$$

we have the first equation which relates X , q and α_0 . Substituting $\bar{q} = 2$ into (21) and using it for (11), i.e.,

$$\mu = 1 + \tau(2), \quad (26)$$

we have the second formula which gives the intermittency exponent μ in terms of X , q and α_0 . Substituting the solutions

$$\alpha_- = \alpha_0 - \sqrt{2bX}, \quad \alpha_+ = \alpha_0 + \sqrt{2bX} \quad (27)$$

of $f_T(\alpha) = 0$ with $b = (1 - 2^{-(1-q)}) / [(1 - q) \ln 2]$ into (16) by replacing α_{\min} and α_{\max} with α_- and α_+ , respectively, i.e.,

$$1/(1 - q) = 1/\alpha_- - 1/\alpha_+, \quad (28)$$

we obtain the third relation between X , q and α_0 , which can be solved as

$$2X = \frac{1}{b} \left\{ \alpha_0^2 + 2(1 - q)^2 - 2(1 - q) \sqrt{\alpha_0^2 + (1 - q)^2} \right\} \quad (29)$$

or

$$\alpha_0 = \sqrt{2bX - 2(1 - q)\sqrt{2bX}}. \quad (30)$$

Once we know the value of the intermittency exponent μ , the above three equations (25), (26) and (28) completely determine the three quantities X , q and α_0 .

For $\mu = 0.235$ [7], we have $q = 0.370$, $\alpha_0 = 1.14$, $X = 0.280$ (the case d in Table 1). Then, we obtain $\alpha_+ - \alpha_0 = \alpha_0 - \alpha_- = 0.673$, $\alpha_{\max} - \alpha_0 = \alpha_0 - \alpha_{\min} = 1.133$, and $\bar{q}(\alpha_-) = -\bar{q}(\alpha_+) = 3.72$.

The scaling exponents ζ_m of velocity structure functions given by [7]

$$\zeta_m = 1 - \tau(m/3) = (m/3 - 1) D_{m/3} + 1 \quad (31)$$

for the case $\mu = 0.235$ is shown in Fig. 1 with experimental data [9, 10] and with the curves given by other theories, i.e., K41 [6], log-normal [11, 12, 13], β -model [14], p-model [4, 7] and log-Poisson [15]. The asymptotic behavior of ζ_m for $m \rightarrow \infty$ has a log term appeared in (23), i.e.,

$$\zeta_m \rightarrow \alpha_{\min} \bar{q} - \delta\tau(m/3). \quad (32)$$

The curve (31) given by the present analysis successfully explains experimental data. Note that there is no fitting parameter.

The scaling exponent ζ_m for several values of μ listed in Table 1 are shown in Fig. 2. Comparing the curves with experimental data, we conjecture that the value of the intermittency exponent μ for the fully developed turbulence can be narrowed down to $\mu = 0.235 \pm 0.015$.

The multifractal spectrum $f_T(\alpha)$ of the present approach and $f_B(\alpha)$ of the p-model are shown in Fig. 3 for $\mu = 0.235$. Note that $f_T(\alpha) < 0$ for $\alpha > \alpha_+$, $\alpha < \alpha_-$.

The present analysis shows that the underlying statistics of fully developed turbulence is of Tsallis ensemble. The existence of a log term in the asymptotic expression of the scaling exponent (32) is one of new features representing characteristics of Tsallis statistics. Experimental verification of this feature is highly required. With the proposed multifractal spectrum (18), we can investigate further the underlying dynamics supporting Tsallis statistics. It may provide us with a further understanding of turbulence in connection with the excess turbulent entropy which can be related to the pseudo-additivity property

Table 1: Parameters q , α_0 and X for several values of μ

	μ	q	α_0	X
a	0.175	0.246	1.10	0.205
b	0.200	0.270	1.12	0.238
c	0.225	0.272	1.13	0.273
d	0.235	0.370	1.14	0.280
e	0.250	0.446	1.14	0.294
f	0.275	0.447	1.16	0.329
g	0.300	0.447	1.18	0.365

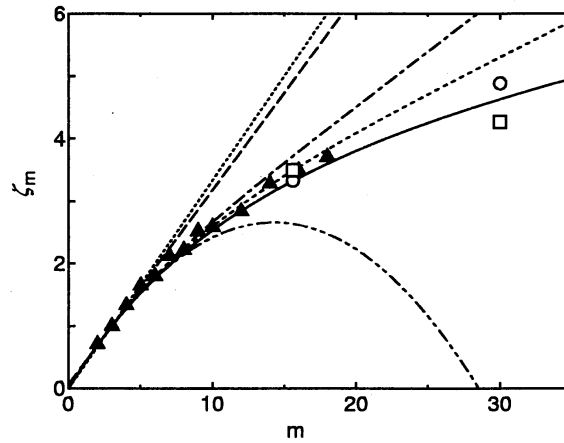


Figure 1: Scaling exponents ζ_m of velocity structure functions. The present result for $\mu = 0.235$ is given by the solid curve. The solid triangles are the experimental results by Anselmet *et al.* (1984), the squares and the circles are from Meneveau and Sreenivasan (1991). K41 is given by the dotted line, β -model ($D_\beta = 2.8$) by the dashed line, p-model ($\mu = 0.235$) by the dotted dashed line, log-Poisson model by the short dashed curve, and log-normal ($\mu = 0.235$) by the two dotted dashed curve.

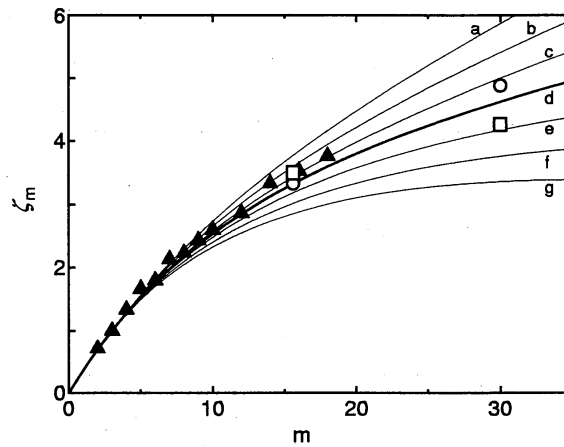


Figure 2: Scaling exponents ζ_m for the cases in Table I.

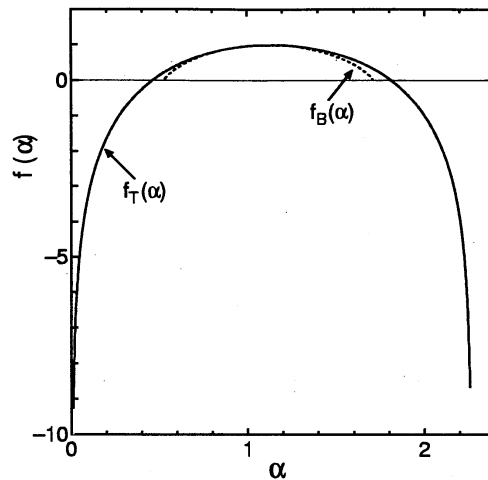


Figure 3: Multifractal spectrum $f_T(\alpha)$ based on Tsallis statistics, and $f_B(\alpha)$ on binomial multiplicative process (p-model), for the case $\mu = 0.235$.

(13). Incorporation of skewness into the present approach may be one of the attractive future problems. We took notice that another [16] application to turbulence will be soon published using Tsallis statistics. The approach is, however, somewhat different and will be the subject of future comparison. These future problems will be reported elsewhere.

Let us close this paper by noting the case $q \rightarrow 1-$. We obtain $\alpha_0 = X = 2$, $f_T = 1 - (\alpha - \alpha_0)^2/4$, and $\tau(\bar{q}) = (1 - \bar{q})^2$ giving $\mu = 2$. Although the case $q = 1$ corresponds to a Gaussian distribution, it is not equal to the log-normal model [7]. From the value of μ , we can conclude that the case $q = 1$ for the fully developed turbulence may not realize in Nature.

The authors would like to thank Prof. C.Tsallis for his appropriate comments with continuous encouragement, and Prof. T.Nakano, Prof. T.Goto and Prof. S.Kida for their fruitful comments.

References

- [1] T. Arimitsu and N. Arimitsu, Phys. Rev. E **61**, No.3 (2000).
- [2] C. Tsallis, J. Stat. Phys. **52**, 479 (1988).
- [3] C. Tsallis, Braz. J. Phys. **29**, 1 (1999), and the references therein.

- [4] C. Meneveau and K. R. Sreenivasan, *Phys. Rev. Lett.* **59**, 1424 (1987).
- [5] M. L. Lyra and C. Tsallis, *Phys. Rev. Lett.* **80**, 53 (1998).
- [6] A. N. Kolmogorov, *C. R. Acad. Sci. USSR* **30**, 301; 538 (1941).
- [7] C. Meneveau and K. R. Sreenivasan, *Nucl. Phys. B (Proc. Suppl.)* **2**, 49 (1987).
- [8] C. Tsallis et al., *Physica A* **261**, 534 (1998).
- [9] F. Anselmet et al., *J. Fluid Mech.* **140**, 63 (1984).
- [10] C. Meneveau and K. R. Sreenivasan, *J. Fluid Mech.* **224**, 429 (1991).
- [11] A. M. Oboukhov, *J. Fluid Mech.* **13**, 77 (1962).
- [12] A. N. Kolmogorov, *J. Fluid Mech.* **13**, 82 (1962).
- [13] A. M. Yaglom, *Sov. Phys. Dokl.* **11**, 26 (1966).
- [14] U. Frisch et al., *J. Fluid Mech.* **87**, 719 (1978).
- [15] Z-S. She and E. Leveque, *Phys. Rev. Lett.* **72**, 336 (1994).
- [16] C. Beck, *Physica A* (2000) in press.