

# Oral Health


## Healthcare Claims- Based Analysis

Prepared by

Center for Health Analytics  
Institute for Health Policy and Practice,  
University of New Hampshire

Funded by

NH Children's Health Foundation



# Agenda:

Quick History of Project

[Oral Health Report Suite](#)

Ad-hoc Data Analysis

# History of the Project

## **2017**

- ▶ Quality checks of dental claims data
- ▶ Preliminary analysis of commercial and Medicaid FFS data

## **2018**

- ▶ Prototype of online reporting tool
- ▶ Development of ad-hoc analytic plan with Oral Health Stakeholder Group

## **TODAY**

- ▶ Release of Oral Health Report Suite
- ▶ Presentation of Oral Health Report Suite and ad-hoc analysis

# Data

## Data Sources (research data set):

- ▶ Commercial dental claims data; July 2015 - June 2017
  - Approximately 578,000 commercially covered lives
    - ▶ Delta Dental Plan of NH (approx. 400,000 covered lives)
    - ▶ Metropolitan Life (approx. 100,000 covered lives)
    - ▶ Cigna (approx. 35,000 covered lives)
    - ▶ Guardian Life (approx. 30,000 lives)
    - ▶ Delta Dental Insurance Company (approx. 13,000 lives)
- ▶ Medicaid Fee-for-service dental claims data; July 2015 - June 2017
  - Approximately 200,000 Medicaid covered lives



# Demonstration:

## Oral Health Report Suite

# Ad-Hoc Data Analysis

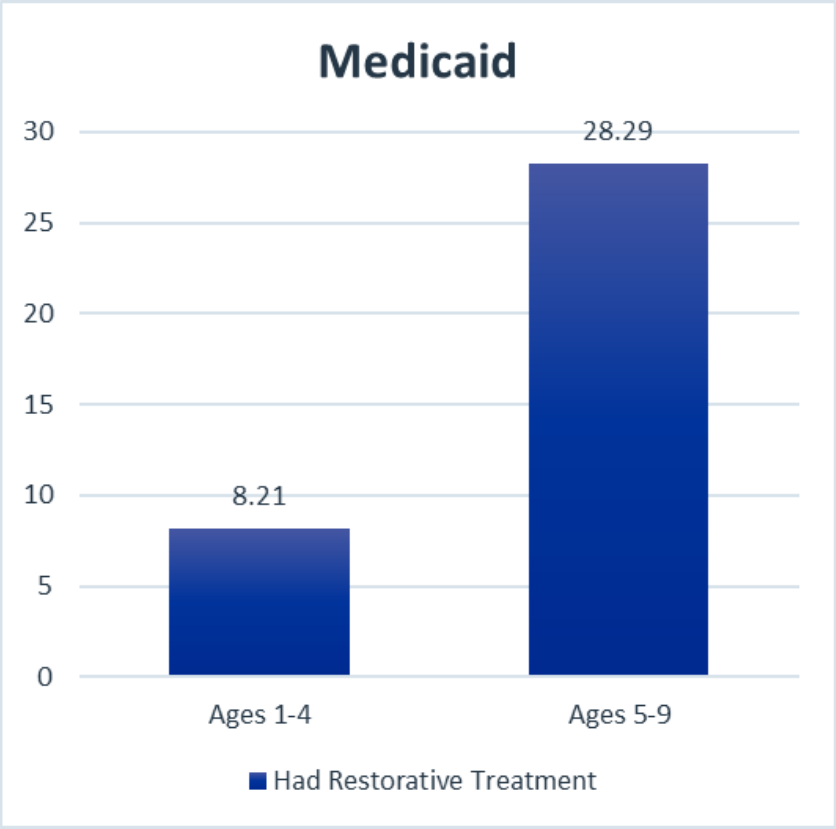
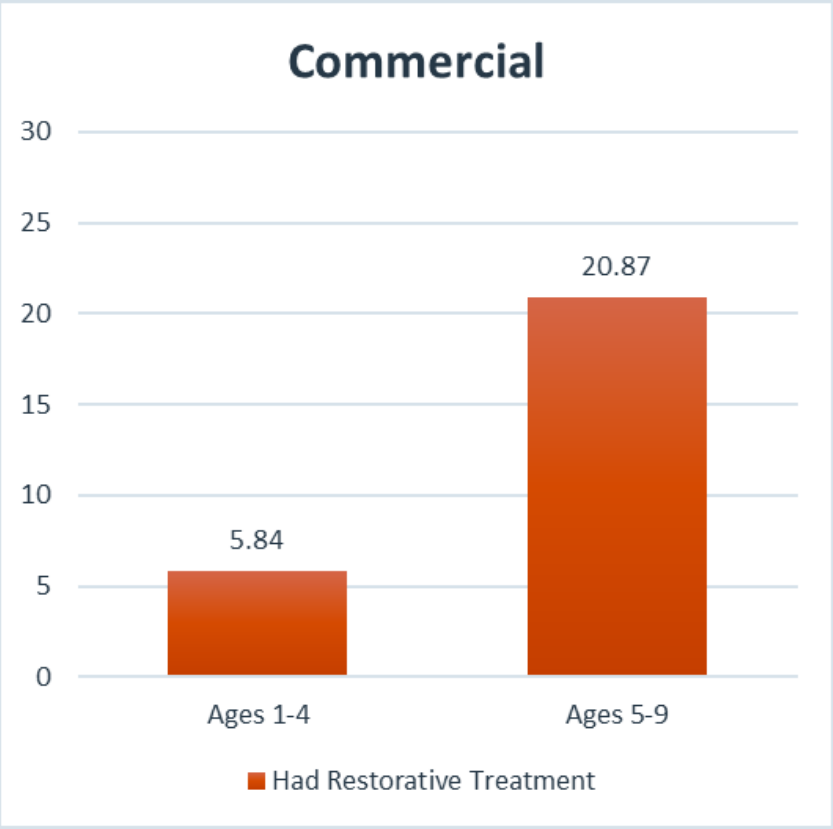
Analysis of dental claims data for the following types of services:

- ▶ Restorative
- ▶ Extractions
- ▶ Emergency Dental Care
- ▶ Oral Surgery



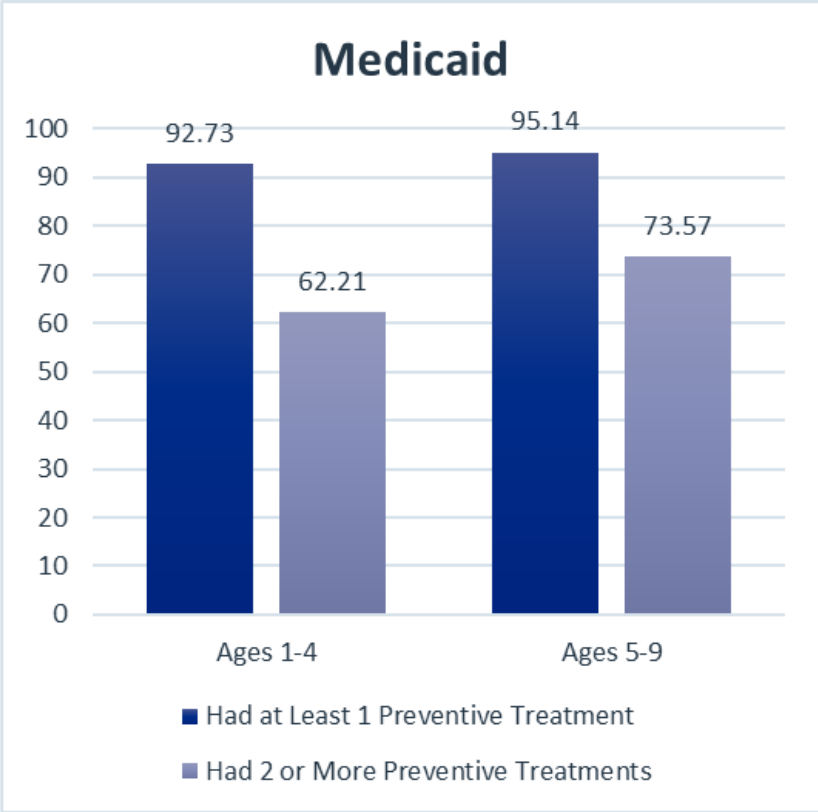
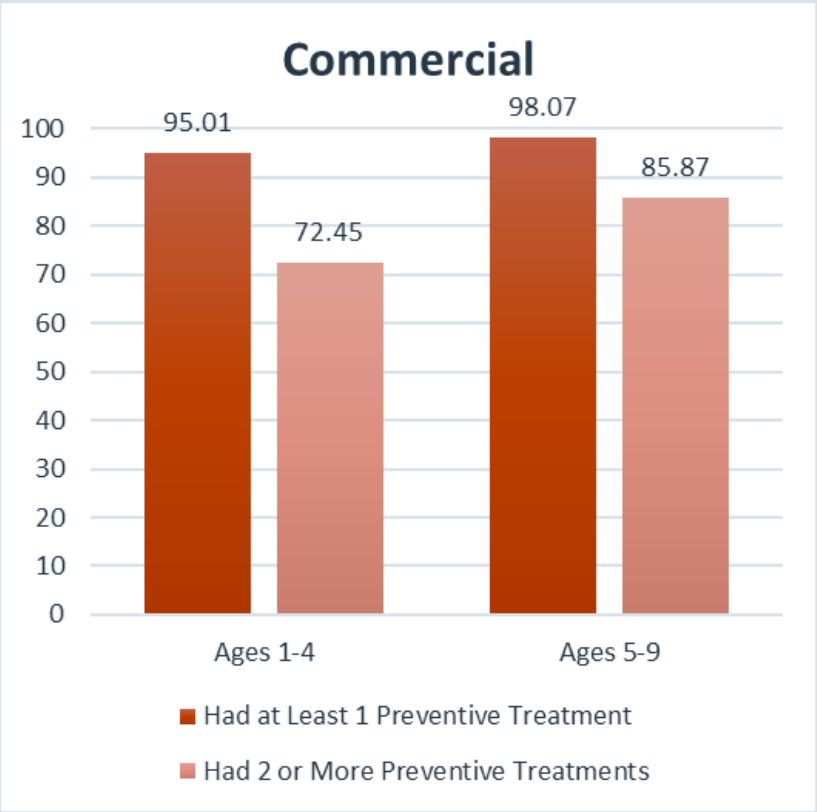
...and evidence of history of preventive care in the last 12 months prior to the service

# Restorative



Percent of members that had a restorative dental treatment from July 2016 to June 2017

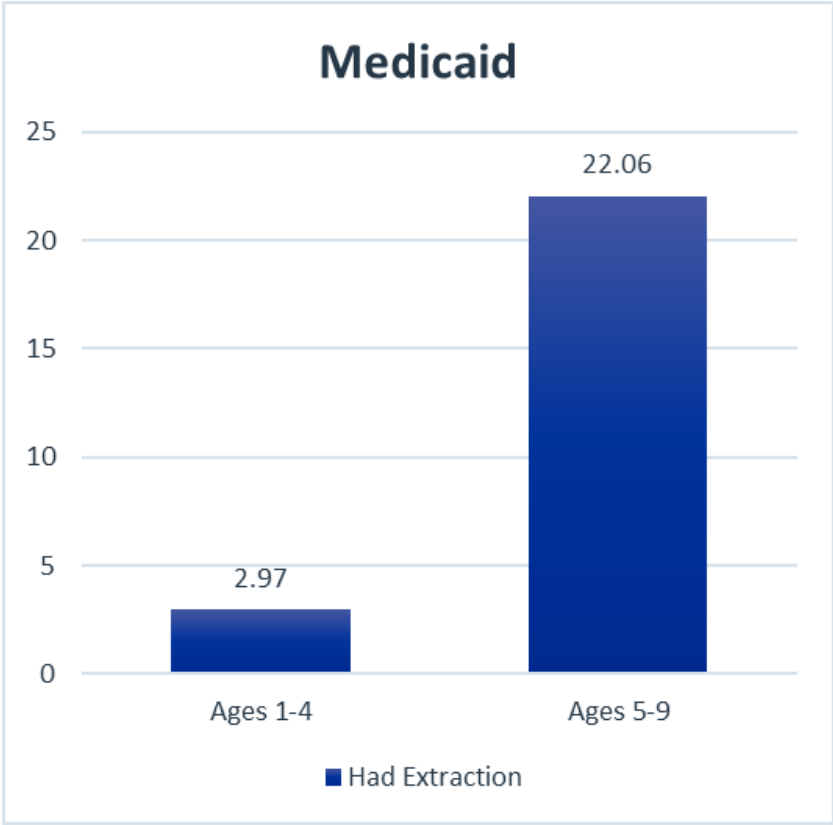
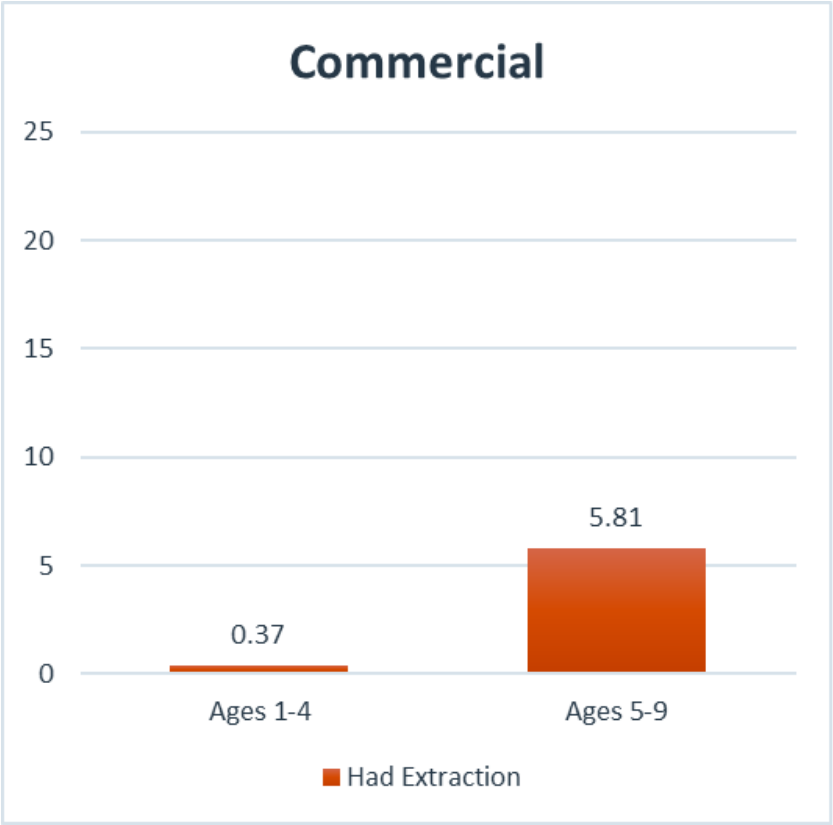
# Restorative



Percent of members with a restorative dental treatment who also had preventive treatments in the 12 months prior

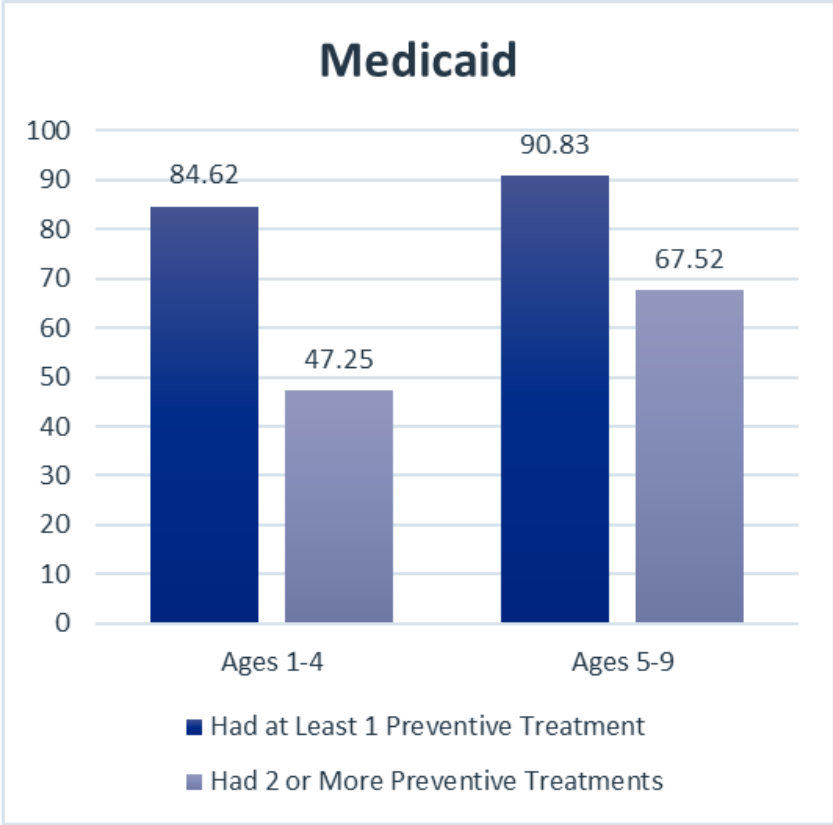
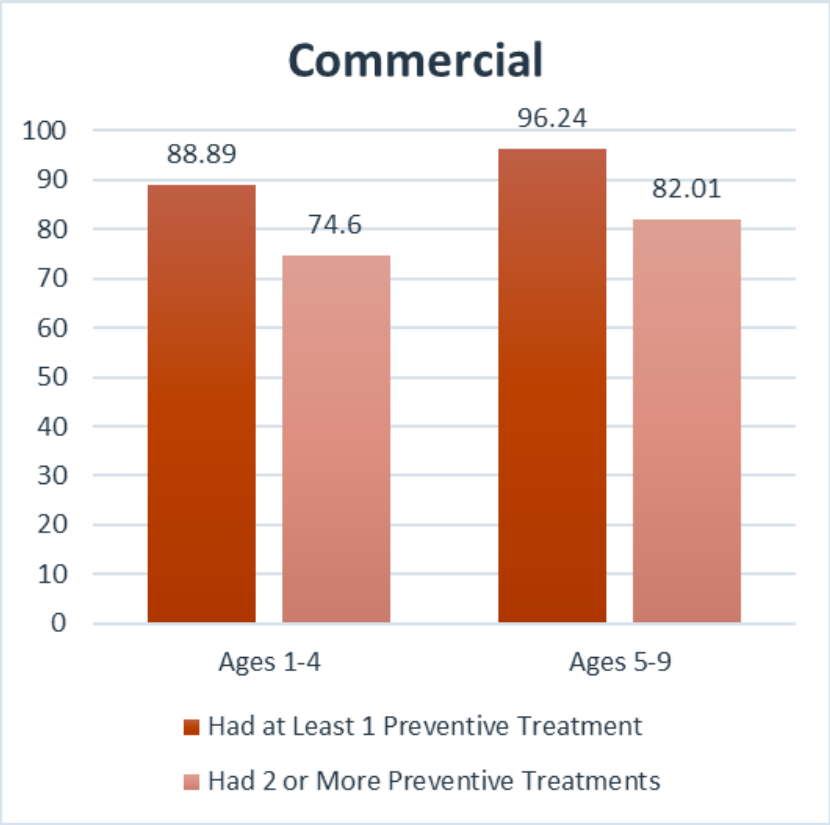


# Extractions



Percent of members that had an extraction in the period July 2016 to June 2017

# Extractions

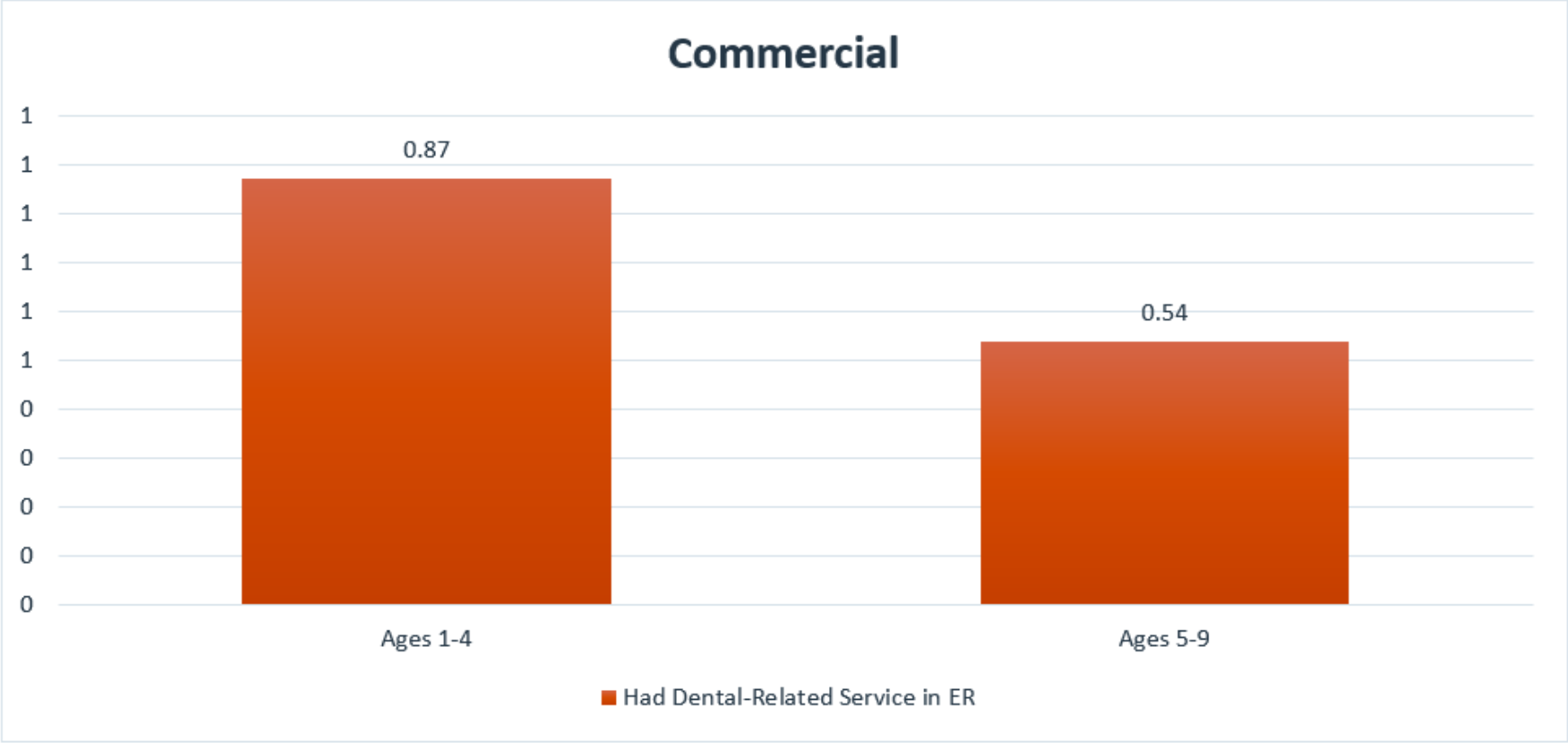


Percent of members with an extraction who also had preventive treatments in the 12 months prior

# Emergency Room

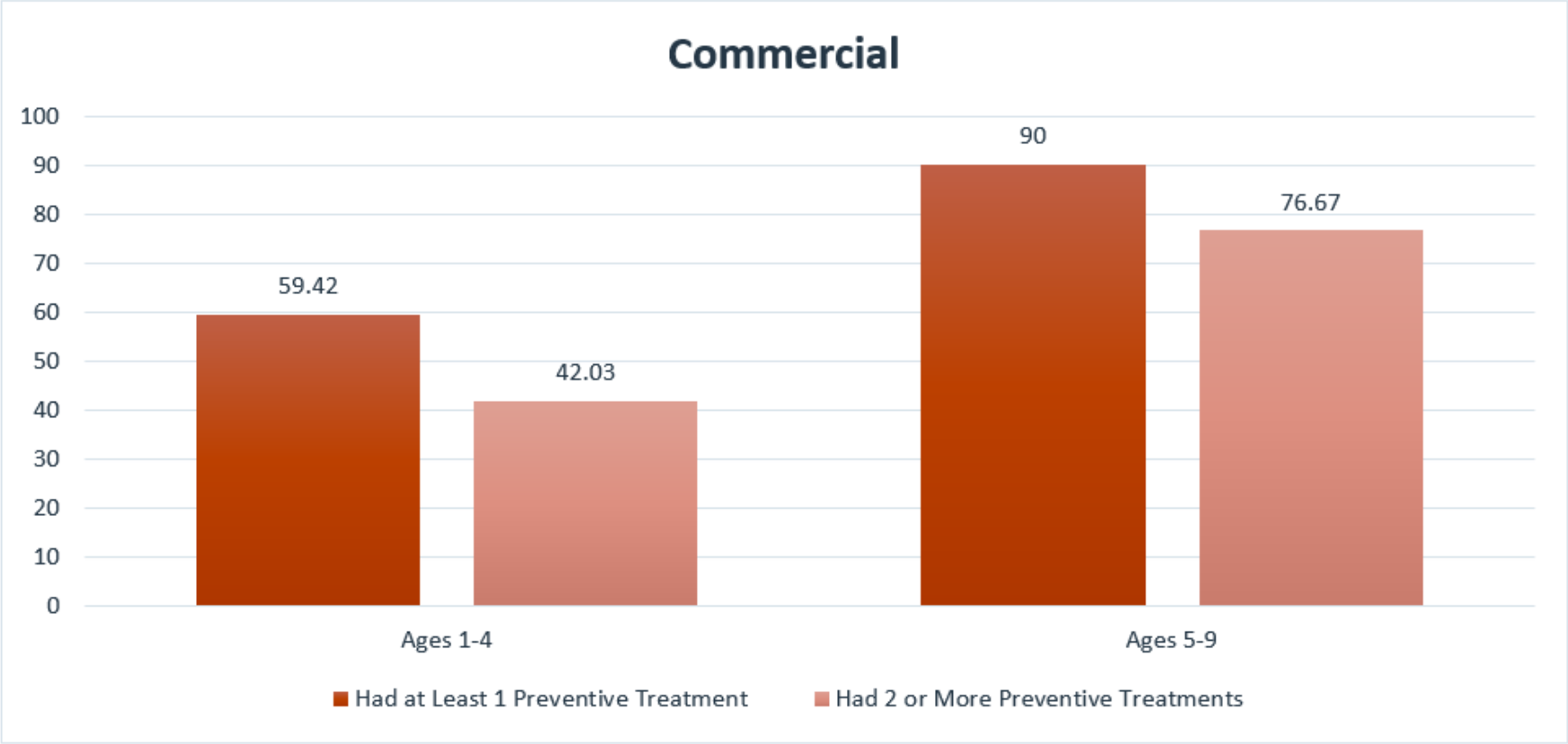
- ▶ For emergency care:
  - ▶ Analysis of medical claims for dental-related CPT codes, and place-of-service = 23
  - ▶ Analysis of medical claims for dental-related ICD procedure codes, and type of service is facility-outpatient-emergency room

# Emergency Room



Percent of members that had a dental-related service in the Emergency Room in the period July 2016 to June 2017

# Emergency Room



Percent of members with a dental-related service in the Emergency Room who also had preventive treatments in the 12 months prior

# Limitations and Challenges

- ▶ Tooth numbers in the commercial dental claims data (required 1/1/2019)
- ▶ Medicaid FFS and medical claims
- ▶ Cross-walking CDT codes to CPT and ICD to examine dental procedures in the Emergency Room and Operating Room

# Questions/Discussion for OH Group

- ▶ What is considered “adherent” for preventive oral health? (e.g. 2 preventive services within one calendar year) and does this vary among payers?
- ▶ What constitutes completed treatment for restorative treatments? (e.g. how many visits/procedures)?
- ▶ Are the number of encounters (person per day) relevant to this group?

# Future Analysis

- ▶ Reverse the analysis conducted to date, and examine patterns of events following preventive care. For example, of those with a preventive service in year 1, how many had an extraction in year 2?
- ▶ Medicaid medical claims for dental-related services in the emergency room and operative room
- ▶ Examine the difference between commercial and Medicaid for restorative with 2+ preventive services
  - ▶ Examine number and location of providers that accept Medicaid
  - ▶ Survey Medicaid members to assess knowledge of available benefits; and assess any potential barriers to seeking preventive care in children (e.g. childcare, distance)