

Andrews University

## Digital Commons @ Andrews University

---

Faculty Publications

---

5-1-2004

### Search for QCD-instanton Induced Events in Eep Inelastic ep Scattering at HERA

S. Chekanov

*Argonne National Laboratory*

M. Derrick

*Argonne National Laboratory*

D. Krakauer

*Argonne National Laboratory*

J. H. Loizides

*Argonne National Laboratory*

S. Magill

*Argonne National Laboratory*

See next page for additional authors <https://digitalcommons.andrews.edu/pubs>

 Part of the [Physics Commons](#)

---

#### Recommended Citation

Chekanov, S.; Derrick, M.; Krakauer, D.; Loizides, J. H.; Magill, S.; Miglioranzi, S.; Musgrave, B.; Repond, J.; Yoshida, R.; Mattingly, Margarita C. K.; Antonioli, P.; Bari, G.; Basile, M.; Bellagamba, L.; Boscherini, D.; Bruni, A.; Bruni, G.; Cara Romeo, G.; Cifarelli, L.; Cindolo, F.; Contin, A.; Corradi, M.; De Pasquale, S.; Giusti, P.; Iacobucci, G.; Margotti, A.; Montanari, A.; Nania, R.; Palmonari, F.; Pesci, A.; and Sartorelli, G., "Search for QCD-instanton Induced Events in Eep Inelastic ep Scattering at HERA" (2004). *Faculty Publications*. 2066.

<https://digitalcommons.andrews.edu/pubs/2066>

This Article is brought to you for free and open access by Digital Commons @ Andrews University. It has been accepted for inclusion in Faculty Publications by an authorized administrator of Digital Commons @ Andrews University. For more information, please contact [repository@andrews.edu](mailto:repository@andrews.edu).

---

## Authors

S. Chekanov, M. Derrick, D. Krakauer, J. H. Loizides, S. Magill, S. Miglioranzi, B. Musgrave, J. Repond, R. Yoshida, Margarita C. K. Mattingly, P. Antonioli, G. Bari, M. Basile, L. Bellagamba, D. Boscherini, A. Bruni, G. Bruni, G. Cara Romeo, L. Cifarelli, F. Cindolo, A. Contin, M. Corradi, S. De Pasquale, P. Giusti, G. Iacobucci, A. Margotti, A. Montanari, R. Nania, F. Palmonari, A. Pesci, and G. Sartorelli

# Search for QCD-instanton induced events in deep inelastic ep scattering at HERA

The ZEUS Collaboration

S. Chekanov, M. Derrick, D. Krakauer, J.H. Loizides<sup>1</sup>, S. Magill, S. Miglioranzi<sup>1</sup>, B. Musgrave, J. Repond, R. Yoshida

Argonne National Laboratory, Argonne, Illinois 60439-4815, USA<sup>1</sup>

M.C.K. Mattingly

Andrews University, Berrien Springs, Michigan 49104-0380, USA

P. Antonioli, G. Bari, M. Basile, L. Bellagamba, D. Boscherini, A. Bruni, G. Bruni, G. Cara Romeo, L. Cifarelli, F. Cindolo, A. Contin, M. Corradi, S. De Pasquale, P. Giusti, G. Iacobucci, A. Margotti, A. Montanari, R. Nania, F. Palmonari, A. Pesci, G. Sartorelli, A. Zichichi

University and INFN Bologna, Bologna, Italy<sup>e</sup>

G. Aghuzumtsyan, D. Bartsch, I. Brock, S. Goers, H. Hartmann, E. Hilger, P. Irrgang, H.-P. Jakob, O. Kind, U. Meyer, E. Paul<sup>2</sup>, J. Rautenberg, R. Renner, A. Stifutkin, J. Tandler, K.C. Voss, M. Wang, A. Weber<sup>3</sup>

Physikalisches Institut der Universität Bonn, Bonn, Germany<sup>b</sup>

D.S. Bailey<sup>4</sup>, N.H. Brook, J.E. Cole, G.P. Heath, T. Namsoo, S. Robins, M. Wing

H.H. Wills Physics Laboratory, University of Bristol, Bristol, UK<sup>m</sup>

M. Capua, A. Mastroberardino, M. Schioppa, G. Susinno

Calabria University, Physics Department and INFN, Cosenza, Italy<sup>e</sup>

J.Y. Kim, Y.K. Kim, J.H. Lee, I.T. Lim, M.Y. Pac<sup>5</sup>

Chonnam National University, Kwangju, Korea<sup>g</sup>

A. Caldwell<sup>6</sup>, M. Helbich, X. Liu, B. Mellado, Y. Ning, S. Paganis, Z. Ren, W.B. Schmidke, F. Sciulli

Nevis Laboratories, Columbia University, Irvington on Hudson, New York 10027, USA<sup>o</sup>

J. Chwastowski, A. Eskreys, J. Figiel, A. Galas, K. Olkiewicz, P. Stopa, L. Zawiejski

Institute of Nuclear Physics, Cracow, Poland<sup>i</sup>

L. Adamczyk, T. Bóld, I. Grabowska-Bóld<sup>7</sup>, D. Kisielewska, A.M. Kowal, M. Kowal, T. Kowalski, M. Przybycień,

L. Suszycki, D. Szuba, J. Szuba<sup>8</sup>

Faculty of Physics and Nuclear Techniques, AGH-University of Science and Technology, Cracow, Poland<sup>p</sup>

A. Kotański<sup>9</sup>, W. Słomiński

Department of Physics, Jagellonian University, Cracow, Poland

V. Adler, U. Behrens, I. Bloch, K. Borras, V. Chiochia, D. Dannheim, G. Drews, J. Fourletova, U. Fricke, A. Geiser, P. Göttlicher<sup>10</sup>, O. Gutsche, T. Haas, W. Hain, S. Hillert<sup>11</sup>, B. Kahle, U. Kötz, H. Kowalski<sup>12</sup>, G. Kramberger,

H. Labes, D. Lelas, H. Lim, B. Löhr, R. Mankel, I.-A. Melzer-Pellmann, C.N. Nguyen, D. Notz, A.E. Nuncio-Quiroz, A. Polini, A. Raval, L. Rurua, U. Schneekloth, U. Stoesslein, G. Wolf, C. Youngman, W. Zeuner

Deutsches Elektronen-Synchrotron DESY, Hamburg, Germany

S. Schlenstedt

DESY Zeuthen, Zeuthen, Germany

G. Barbagli, E. Gallo, C. Genta, P. G. Pelfer

University and INFN, Florence, Italy<sup>e</sup>

A. Bamberger, A. Benen, F. Karstens, D. Dobur, N.N. Vlasov

Fakultät für Physik der Universität Freiburg i.Br., Freiburg i.Br., Germany<sup>b</sup>

M. Bell, P.J. Bussey, A.T. Doyle, J. Ferrando, J. Hamilton, S. Hanlon, D.H. Saxon, I.O. Skillicorn

Department of Physics and Astronomy, University of Glasgow, Glasgow, UK<sup>m</sup>

I. Gialas

Department of Engineering in Management and Finance, Univ. of Aegean, Greece

B. Bodmann, T. Carli, U. Holm, K. Klimek, N. Krumnack, E. Lohrmann, M. Milite, H. Salehi, P. Schleper, S. Stonjek<sup>11</sup>, K. Wick, A. Ziegler, Ar. Ziegler

Hamburg University, Institute of Exp. Physics, Hamburg, Germany<sup>b</sup>

C. Collins-Tooth, C. Foudas, R. Gonçalo<sup>13</sup>, K.R. Long, A.D. Tapper

Imperial College London, High Energy Nuclear Physics Group, London, UK<sup>m</sup>

P. Cloth, D. Filges

Forschungszentrum Jülich, Institut für Kernphysik, Jülich, Germany

M. Kataoka<sup>14</sup>, K. Nagano, K. Tokushuku<sup>15</sup>, S. Yamada, Y. Yamazaki

Institute of Particle and Nuclear Studies, KEK, Tsukuba, Japan<sup>f</sup>

A.N. Barakbaev, E.G. Boos, N.S. Pokrovskiy, B.O. Zhautykov

Institute of Physics and Technology of Ministry of Education and Science of Kazakhstan, Almaty, Kazakhstan

D. Son

Kyungpook National University, Center for High Energy Physics, Daegu, South Korea<sup>g</sup>

K. Piotrkowski

Institut de Physique Nucléaire, Université Catholique de Louvain, Louvain-la-Neuve, Belgium

F. Barreiro, C. Glasman<sup>16</sup>, O. González, L. Labarga, J. del Peso, E. Tassi, J. Terrón, M. Vázquez, M. Zambrana

Departamento de Física Teórica, Universidad Autónoma de Madrid, Madrid, Spain<sup>1</sup>

M. Barbi, F. Corriveau, S. Gliga, J. Lainesse, S. Padhi, D.G. Stairs, R. Walsh

Department of Physics, McGill University, Montréal, Québec, Canada H3A 2T8<sup>a</sup>

T. Tsurugai

Meiji Gakuin University, Faculty of General Education, Yokohama, Japan<sup>f</sup>

A. Antonov, P. Danilov, B.A. Dolgoshein, D. Gladkov, V. Sosnovtsev, S. Suchkov

Moscow Engineering Physics Institute, Moscow, Russia<sup>3</sup>

R.K. Dementiev, P.F. Ermolov, Yu.A. Golubkov<sup>17</sup>, I.I. Katkov, L.A. Khein, I.A. Korzhavina, V.A. Kuzmin,

B.B. Levchenko<sup>18</sup>, O.Yu. Lukina, A.S. Proskuryakov, L.M. Shcheglova, S.A. Zotkin

Moscow State University, Institute of Nuclear Physics, Moscow, Russia<sup>k</sup>

N. Coppola, S. Grijpink, E. Koffeman, P. Kooijman, E. Maddox, A. Pellegrino, S. Schagen, H. Tiecke, J.J. Velthuis,

L. Wiggers, E. de Wolf

NIKHEF and University of Amsterdam, Amsterdam, The Netherlands<sup>h</sup>

N. Brümmer, B. Bylsma, L.S. Durkin, T.Y. Ling

Physics Department, Ohio State University, Columbus, Ohio 43210<sup>n</sup>

A.M. Cooper-Sarkar, A. Cottrell, R.C.E. Devenish, B. Foster, G. Grzelak, C. Gwenlan<sup>19</sup>, S. Patel, P.B. Straub, R. Walczak

Department of Physics, University of Oxford, Oxford UK<sup>m</sup>

A. Bertolin, R. Brugnera, R. Carlin, F. Dal Corso, S. Dusini, A. Garfagnini, S. Limentani, A. Longhin, A. Parenti, M. Posocco, L. Stanco, M. Turcato

Dipartimento di Fisica dell'Università and INFN, Padova, Italy<sup>e</sup>

E.A. Heaphy, F. Metlica, B.Y. Oh, J.J. Whitmore<sup>20</sup>

Department of Physics, Pennsylvania State University, University Park, Pennsylvania 16802, USA<sup>o</sup>

Y. Iga

Polytechnic University, Sagamihara, Japan<sup>f</sup>

G. D'Agostini, G. Marini, A. Nigro

Dipartimento di Fisica, Università 'La Sapienza' and INFN, Rome, Italy<sup>e</sup>

C. Cormack<sup>21</sup>, J.C. Hart, N.A. McCubbin

Rutherford Appleton Laboratory, Chilton, Didcot, Oxon, UK<sup>m</sup>

C. Heusch

University of California, Santa Cruz, California 95064, USA<sup>n</sup>

I.H. Park

Department of Physics, Ewha Womans University, Seoul, Korea

N. Pavel

Fachbereich Physik der Universität-Gesamthochschule Siegen, Germany

H. Abramowicz, A. Gabareen, S. Kananov, A. Kreisel, A. Levy

Raymond and Beverly Sackler Faculty of Exact Sciences, School of Physics, Tel-Aviv University, Tel-Aviv, Israel<sup>d</sup>

M. Kuze

Department of Physics, Tokyo Institute of Technology, Tokyo, Japan<sup>f</sup>

T. Fusayasu, S. Kagawa, T. Kohno, T. Tawara, T. Yamashita

Department of Physics, University of Tokyo, Tokyo, Japan<sup>f</sup>

R. Hamatsu, T. Hirose<sup>2</sup>, M. Inuzuka, H. Kaji, S. Kitamura<sup>22</sup>, K. Matsuzawa

Tokyo Metropolitan University, Department of Physics, Tokyo, Japan<sup>f</sup>

M.I. Ferrero, V. Monaco, R. Sacchi, A. Solano

Università di Torino and INFN, Torino, Italy<sup>e</sup>

M. Arneodo, M. Ruspa

Università del Piemonte Orientale, Novara, and INFN, Torino, Italy<sup>e</sup>

T. Koop, G.M. Levman, J.F. Martin, A. Mirea

Department of Physics, University of Toronto, Toronto, Ontario, M5S 1A7, Canada<sup>a</sup>

J.M. Butterworth<sup>23</sup>, R. Hall-Wilton, T.W. Jones, M.S. Lightwood, M.R. Sutton<sup>4</sup>, C. Targett-Adams

Physics and Astronomy Department, University College London, London, UK<sup>m</sup>

J. Ciborowski<sup>24</sup>, R. Ciesielski<sup>25</sup>, P. Luźniak<sup>26</sup>, R.J. Nowak, J.M. Pawlak, J. Sztuk<sup>27</sup>, T. Tymieniecka<sup>28</sup>, A. Ukleja<sup>28</sup>, J. Ukleja<sup>29</sup>, A.F. Żarnecki

Warsaw University, Institute of Experimental Physics, Warsaw, Poland<sup>q</sup>

M. Adamus, P. Plucinski

Institute for Nuclear Studies, Warsaw, Poland<sup>q</sup>

Y. Eisenberg, L.K. Gladilin<sup>30</sup>, D. Hochman, U. Karshon M. Riveline

Department of Particle Physics, Weizmann Institute, Rehovot, Israel<sup>c</sup>

D. Kçira, S. Lammers, L. Li, D.D. Reeder, M. Rosin, A.A. Savin, W.H. Smith

Department of Physics, University of Wisconsin, Madison, Wisconsin 53706, USA<sup>n</sup>

A. Deshpande, S. Dhawan

Department of Physics, Yale University, New Haven, Connecticut 06520-8121, USA<sup>n</sup>

S. Bhadra, C.D. Catterall, S. Fourletov, G. Hartner, S. Menary, M. Soares, J. Standage

Department of Physics, York University, Ontario, Canada M3J 1P3<sup>a</sup>

<sup>1</sup> also affiliated with University College London, London, UK

<sup>2</sup> retired

<sup>3</sup> self-employed

<sup>4</sup> PPARC Advanced fellow

<sup>5</sup> now at Dongshin University, Naju, Korea

<sup>6</sup> now at Max-Planck-Institut für Physik, München, Germany

<sup>7</sup> partly supported by Polish Ministry of Scientific Research and Information Technology, grant no. 2P03B 122 25

<sup>8</sup> partly supp. by the Israel Sci. Found. and Min. of Sci., and Polish Min. of Scient. Res. and Inform. Techn., grant no.2P03B12625

<sup>9</sup> supported by the Polish State Committee for Scientific Research, grant no. 2 P03B 09322

<sup>10</sup> now at DESY group FEB

<sup>11</sup> now at Univ. of Oxford, Oxford/UK

<sup>12</sup> on leave of absence at Columbia Univ., Nevis Labs., N.Y., USA

<sup>13</sup> now at Royal Holloway University of London, London, UK

<sup>14</sup> also at Nara Women's University, Nara, Japan

<sup>15</sup> also at University of Tokyo, Tokyo, Japan

<sup>16</sup> Ramón y Cajal Fellow

<sup>17</sup> now at HERA-B

<sup>18</sup> partly supported by the Russian Foundation for Basic Research, grant 02-02-81023

<sup>19</sup> PPARC Postdoctoral Research Fellow

- <sup>20</sup> on leave of absence at The National Science Foundation, Arlington, VA, USA  
<sup>21</sup> now at Univ. of London, Queen Mary College, London, UK  
<sup>22</sup> present address: Tokyo Metropolitan University of Health Sciences, Tokyo 116-8551, Japan  
<sup>23</sup> also at University of Hamburg, Alexander von Humboldt Fellow  
<sup>24</sup> also at Łódź University, Poland  
<sup>25</sup> supported by the Polish State Committee for Scientific Research, grant no. 2 P03B 07222  
<sup>26</sup> Łódź University, Poland  
<sup>27</sup> Łódź University, Poland, supported by the KBN grant 2P03B12925  
<sup>28</sup> supported by German Federal Ministry for Education and Research (BMBF), POL 01/043  
<sup>29</sup> supported by the KBN grant 2P03B12725  
<sup>30</sup> on leave from MSU, partly supported by University of Wisconsin via the U.S.-Israel BSF

Received: 17 December 2003 /

Published online: 2 April 2004 – © Springer-Verlag / Società Italiana di Fisica 2004

**Abstract.** A search for QCD-instanton-induced events in deep inelastic  $ep$  scattering has been performed with the ZEUS detector at the HERA collider, using data corresponding to an integrated luminosity of  $38 \text{ pb}^{-1}$ . A kinematic range defined by cuts on the photon virtuality,  $Q^2 > 120 \text{ GeV}^2$ , and on the Bjorken scaling variable,  $x > 10^{-3}$ , has been investigated. The QCD-instanton induced events were modelled by the Monte Carlo generator QCDINS. A background-independent, conservative 95% confidence level upper limit for the instanton cross section of 26 pb is obtained, to be compared with the theoretically expected value of 8.9 pb.

<sup>a</sup> supported by the Natural Sciences and Engineering Research Council of Canada (NSERC)

<sup>b</sup> supported by the German Federal Ministry for Education and Research (BMBF), under contract numbers HZ1GUA 2, HZ1GUB 0, HZ1PDA 5, HZ1VFA 5

<sup>c</sup> supported by the MINERVA Gesellschaft für Forschung GmbH, the Israel Science Foundation, the U.S.-Israel Binational Science Foundation and the Benozvio Center for High Energy Physics

<sup>d</sup> supported by the German-Israeli Foundation and the Israel Science Foundation

<sup>e</sup> supported by the Italian National Institute for Nuclear Physics (INFN)

<sup>f</sup> supported by the Japanese Ministry of Education, Culture, Sports, Science and Technology (MEXT) and its grants for Scientific Research

<sup>g</sup> supported by the Korean Ministry of Education and Korea Science and Engineering Foundation

<sup>h</sup> supported by the Netherlands Foundation for Research on Matter (FOM)

<sup>i</sup> supported by the Polish State Committee for Scientific Research, grant no. 620/E-77/SPB/DESY/P-03/DZ 117/2003-2005

<sup>j</sup> partially supported by the German Federal Ministry for Education and Research (BMBF)

<sup>k</sup> partly supported by the Russian Ministry of Industry, Science and Technology through its grant for Scientific Research on High Energy Physics

<sup>l</sup> supported by the Spanish Ministry of Education and Science through funds provided by CICYT

<sup>m</sup> supported by the Particle Physics and Astronomy Research Council, UK

<sup>n</sup> supported by the US Department of Energy

<sup>o</sup> supported by the US National Science Foundation

<sup>p</sup> supported by the Polish State Committee for Scientific Research, grant no. 112/E-356/SPUB/DESY/P-03/DZ 116/2003-2005, 2 P03B 13922

## 1 Introduction

In the Standard Model, both the strong and the electroweak interactions are described by non-Abelian gauge theories. In such theories, the ground state has a rich topological structure, associated with non-perturbative fluctuations of the gauge fields [1], called instantons [2–4]. They can be interpreted as tunneling processes of the gauge fields between topologically distinct types of vacuum states.

Although the existence of instantons is required by the Standard Model, they have not been observed. While in electroweak interactions instantons are predicted to play a role only at centre-of-mass energies  $\gg 10 \text{ TeV}$  [5–11], QCD instanton effects are expected to become sizeable at much lower energies, where they are predicted to have short-distance implications [11–14]. In particular, they can induce characteristic events in deep inelastic scattering (DIS). The HERA  $ep$  collider offers a unique opportunity to discover instantons. Their discovery would constitute a confirmation of an essential non-perturbative Standard Model prediction, connected with the QCD vacuum. Results of such a search have recently been reported by the H1 collaboration [15].

Since instanton-induced events are predicted to contribute less than 1% to the cross section of the neutral current DIS sample used in this search, it is essential to find variables that efficiently discriminate between instanton and standard DIS events. Statistical discrimination methods have been employed to obtain event samples with a larger fraction of instanton events in a search for a possible signal.

<sup>q</sup> supported by the Polish State Committee for Scientific Research, grant no. 115/E-343/SPUB-M/DESY/P-03/DZ 121/2001-2002, 2 P03B 07022

## 2 Experimental setup

The data sample used in this search corresponds to an integrated luminosity of  $38.3 \pm 0.6 \text{ pb}^{-1}$  collected with the ZEUS detector at the HERA collider. During the years 1996 and 1997, positrons of energy  $E_e = 27.5 \text{ GeV}$  collided with protons of energy  $E_p = 820 \text{ GeV}$ . A detailed description of the ZEUS detector can be found elsewhere [16]. The main detector components used in the search presented here are the central tracking detector (CTD) [17–19], operating in a magnetic field of 1.43 T provided by a thin superconducting solenoid, and the uranium-scintillator calorimeter (CAL) [20–23].

Tracking information is provided by the CTD, in which the momenta of tracks in the polar-angle<sup>1</sup> region  $15^\circ < \theta < 164^\circ$  are reconstructed. The CTD consists of 72 cylindrical drift chamber layers, organised in nine superlayers. The relative transverse-momentum resolution for full-length tracks is  $\sigma(p_T)/p_T = 0.0058 p_T \oplus 0.0065 \oplus 0.0014/p_T$ , with  $p_T$  in GeV.

The CAL covers 99.7% of the total solid angle. It is divided into three parts with a corresponding division in  $\theta$ , as viewed from the nominal interaction point: forward (FCAL,  $2.6^\circ < \theta < 36.7^\circ$ ), barrel (BCAL,  $36.7^\circ < \theta < 129.1^\circ$ ), and rear (RCAL,  $129.1^\circ < \theta < 176.2^\circ$ ). Each of the CAL parts is subdivided into towers, which in turn are segmented longitudinally into one electromagnetic (EMC) and one (RCAL) or two (FCAL, BCAL) hadronic (HAC) sections. The smallest subdivision of the CAL is called a cell. Under test-beam conditions, the CAL single-particle relative energy resolution was  $\sigma(E)/E = 0.18/\sqrt{E}$  for electrons and  $\sigma(E)/E = 0.35/\sqrt{E}$  for hadrons, with  $E$  in GeV.

The luminosity was measured using the Bethe-Heitler reaction  $ep \rightarrow e\gamma p$ . The resulting small-angle energetic photons were measured by the luminosity monitor [24], a lead-scintillator calorimeter placed in the HERA tunnel at  $Z = -107 \text{ m}$ .

## 3 Characteristics of instanton-induced events

Ringwald and Schrempp [11, 13, 14, 25–27] have identified kinematic regions in DIS that allow a perturbative calculation of instanton-induced processes. These processes lead to a characteristic final state, which may allow instanton-induced events to be distinguished from standard DIS processes. Figure 1 shows a diagram of an instanton-induced event in an  $ep$  collision. The incoming lepton emits a photon, with four-vector  $q$ , which in turn transforms into a quark-antiquark pair. One of these quarks hadronises to form the current jet with four-vector  $q''$ . The other quark, with four-vector  $q'$ , fuses with a gluon (four-vector  $g$ ) from the proton in the presence of an instanton. The phenomenological characteristics of instanton-induced events can be

<sup>1</sup> The ZEUS coordinate system is a right-handed Cartesian system, with the  $Z$  axis pointing in the proton beam direction, referred to as the “forward direction”, and the  $X$  axis pointing left towards the centre of HERA. The coordinate origin is at the nominal interaction point.

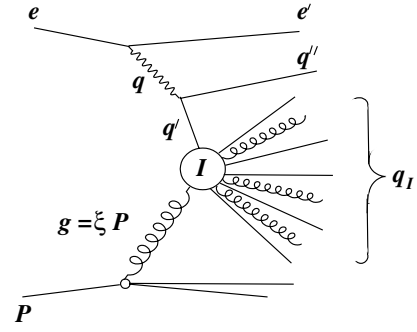


Fig. 1. Kinematics of instanton-induced ep collisions

summarised as follows [11]: in the hard subprocess exactly one  $q\bar{q}$  pair of each of the  $n_f$  kinematically accessible quark flavours participates in the quark gluon fusion process, either as incoming or outgoing fermion line. This gives rise to a high-multiplicity final state. The produced particles are expected to be isotropically distributed in their centre-of-mass frame. In addition, the events have large transverse energy in the hadronic centre-of-mass frame.

Instanton-induced events in DIS were simulated using the Monte Carlo (MC) generator QCDINS 2.0 [26, 28], which simulates the hard subprocess in the presence of an instanton. For the description of parton showers and hadronisation, HERWIG 5.9 [29, 30] is used. The simulation of the hard subprocess is accomplished by applying instanton perturbation theory around the one-instanton solution. By comparing the results obtained from instanton perturbation theory to those from lattice simulations of QCD, the fiducial region of the QCDINS MC program has been derived [14] in terms of the kinematic variables  $Q'^2 = -q'^2 = -(q - q'')^2$ ,  $x' = Q'^2/(2g \cdot q')$  and  $Q^2 = -q^2$ , describing the hard subprocess of instanton-induced events:

$$Q' \geq Q'_{\min} = 30.8 \cdot \Lambda_{\text{MS}}^{(n_f)} = \sqrt{113 \text{ GeV}^2};$$

$$x' \geq x'_{\min} = 0.35,$$

where  $\Lambda_{\text{MS}}^{(n_f)}$  is the QCD scale, with the number of flavours  $n_f = 3$  [31].

For QCDINS, cuts on the generated  $x'$  and  $Q'^2$  variables were made at the values given above in order to restrict the sample to the region where the calculation is reliable. Non-planar contributions [13], which are not taken into account in the calculation, were suppressed by a cut on the photon virtuality,  $Q^2 \geq Q^2_{\min} = Q'^2_{\min}$ .

The generated events were passed through the GEANT 3.13-based [32] ZEUS detector- and trigger-simulation programs. They were reconstructed and analysed using the same program chain as the data.

## 4 Simulation of standard DIS events

Standard DIS events were generated using the LEPTO 6.5 program [33] interfaced to HERACLES 4.6.1 [34] via DJANGO 1.1 [35]. The HERACLES program includes first-order electroweak radiative corrections. The CTEQ4 [36]

proton parton distribution functions (PDF) were used. The QCD radiation was modelled with the colour-dipole model (CDM) [37–39] by using the ARIADNE 4.10 program [40]. Fragmentation into hadrons was performed using the Lund string model [41] as implemented in JETSET 7.4 [42, 43]. In order to improve the description of the sphericity distribution in the hadronic final state (see Sect. 6), the width of the transverse momentum distribution of primary hadrons (i.e. JETSET parameter PARJ(21)) was lowered to 0.28 GeV. The diffractive contribution to the neutral current sample was taken into account by adding 12% of diffractive events from RAPGAP 2.08/06 [44]. This percentage was determined from a fit of the distribution of the variable  $\eta_{\max}$  [45], which is the pseudorapidity of the calorimeter energy deposit with the smallest polar angle and an energy above 400 MeV. In what follows, the term DJANGO always refers to the combination of DJANGO and RAPGAP. For a cross-check of the results, the generator HERWIG 5.9 [29, 30] has been used; this program also provides the description of parton showers and hadronisation for the QCDINS MC. In HERWIG, coherence effects in the final-state cascade are included by angular ordering of successive parton emissions, and a clustering model is used for hadronisation [46]. Electroweak radiative effects are not included in HERWIG. Detector resolution and selection efficiency were simulated as for the signal sample (see Sect. 3).

## 5 Event selection and reconstruction

### 5.1 Reconstruction of kinematic variables

Both track and calorimeter information were used for event reconstruction. Calorimeter cells were first grouped to form clusters which were then associated with tracks, where possible, to form energy-flow objects (EFOs) [47, 48]. The hadronic final state of an event comprises all EFOs that do not stem from the scattered positron.

Positron identification was based on the pattern of energy deposits in the CAL [49, 50]. The positron energy  $E_{\text{DA}}$  was calculated using the double angle (DA) method [51, 52]. Tracking information was used to determine the positron polar angle, if the polar angle in the CAL was above 0.3 rad and if the track traversed more than three CTD superlayers. Otherwise these angles were determined from the CAL information.

The kinematic region investigated was defined by cuts on  $Q^2$ , and on the Bjorken scaling variables  $x$  and  $y$ . The variables  $Q^2$  and  $x$  were reconstructed using the DA method, and  $y$  was reconstructed using the Jacquet-Blondel method [53].

In order to reconstruct the kinematic variable  $Q'^2$  (see Fig. 1), EFOs were assigned to the current jet or to the instanton part of the hadronic final state. The current jet was identified by applying the  $k_T$ -cluster algorithm [54] in the longitudinally invariant mode [55] on all EFOs in the hadronic centre-of-mass frame (hcms). The photon direction was chosen as the negative  $Z$  direction. Monte

Carlo studies showed, that in a region where the cross section for instanton related events is enhanced, and for high transverse jet momenta, the current quark has, on average, a smaller pseudorapidity than the partons assigned to the instanton. The current jet was therefore found as follows: a list of jets with a pseudorapidity  $\eta_{\text{jet}}^{\text{hcms}}$  less than the transverse-momentum-weighted mean pseudorapidity of all EFOs in the hadronic final state was made ( $\eta_{\text{jet}}^{\text{hcms}} < \sum_{\text{EFOs}} \eta \cdot p_T / \sum_{\text{EFOs}} p_T$ ). Here the jet pseudorapidity was calculated from the jet four-momentum, obtained by summing the four-momenta of all the EFOs assigned to the jet. Of the jets in the list, the one with the highest transverse momentum was chosen as the current jet.

The variable  $Q'^2_{\text{DA}}$  was calculated using the expression

$$Q'^2_{\text{DA}} = Q^2_{\text{DA}} + \frac{W_{\text{DA}}^2 - Q^2_{\text{DA}}}{W_{\text{DA}}} \cdot \sum_{i \in \text{jet}} E_i - \frac{W_{\text{DA}}^2 + Q^2_{\text{DA}}}{W_{\text{DA}}} \cdot \sum_{i \in \text{jet}} p_{Z,i} - M_{\text{jet}}^2,$$

with

$$W_{\text{DA}} = \sqrt{Q^2_{\text{DA}}(1 - x_{\text{DA}})/x_{\text{DA}} + m_p^2},$$

where  $M_{\text{jet}}$  is the current jet mass and  $m_p$  the proton mass. According to MC studies,  $Q'^2$  is reconstructed with a relative accuracy of about 30%. However, the distribution of the reconstructed  $Q'^2$  has a long tail in the direction of overestimation of the true value.

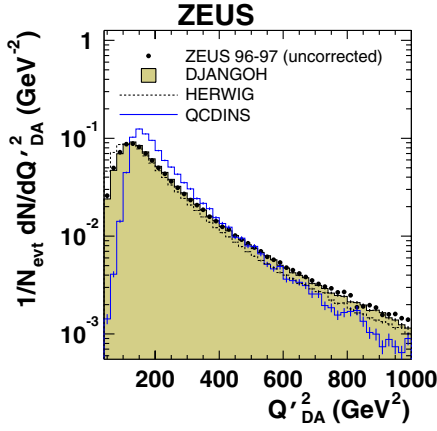
### 5.2 Selection of neutral current DIS events

A three-level trigger [16, 56] was used to select events online. A high- $Q^2$  neutral current DIS sample was selected requiring, at the third level trigger, a positron with an energy greater than 4 GeV. The radial distance between the beam axis and the impact point of the positron on the RCAL was required to exceed 25 cm.

In order to select neutral current DIS events offline, the following cuts were applied, defining a fiducial sample:

- kinematic cuts:  $Q^2_{\text{DA}} > 120 \text{ GeV}^2$ ,  $x_{\text{DA}} > 10^{-3}$ ,  $y_{\text{JB}} > 0.05$
- cuts to ensure the quality of the positron reconstruction:
  - The radial position of the positron track impact point on the rear calorimeter surface was required to exceed 36 cm;
  - $E_{\text{DA}} > 10 \text{ GeV}$ ;
  - $E_{\text{cne}} < 5 \text{ GeV}$ , where  $E_{\text{cne}}$  is the energy, not associated with the positron, found inside a cone having an  $(\eta, \phi)$ -radius  $R = \sqrt{(\Delta\phi)^2 + (\Delta\eta)^2} = 0.8$  around the track of the positron candidate;
- suppression of photoproduction events:
  - $y_{\text{el}} < 0.90$ , where  $y_{\text{el}}$  is calculated from the scattered electron;
  - $35 \text{ GeV} < \sum_{\text{EFOs}} (E - p_Z) < 65 \text{ GeV}$ , where the sum runs over the energy- and  $Z$ -components of all EFO four-momenta;





**Fig. 2.** Distribution of the kinematic variable  $Q'^2_{DA}$  describing the hard subprocess of instanton-induced events. Statistical error bars are given

- $DCA < 10$  cm, where DCA is the distance of closest approach of the positron track to the centre of the cluster of CAL cells assigned to it;
- vertex cut:  $Z$  position of the event vertex,  $|Z_{VTX}| < 50$  cm, consistent with an  $ep$  interaction;
- restriction of the data sample to a region, where the QCDINS MC calculation is reliable:  $Q'^2_{DA} > 140 \text{ GeV}^2$ .

Figure 2 shows the measured  $Q'^2_{DA}$  distribution, compared to various MC predictions. There is agreement between data and the standard DJANGO DIS MC sample at a level of about 10 %. A larger discrepancy is seen between the data and the HERWIG MC sample. Also shown is the prediction of the QCDINS MC program, normalised to the number of events in the data. It has a very different distribution from both the data and the standard DIS events.

No cut was made on the variable  $x'$  for the standard DIS MC sample and the data because  $x'$  cannot be well reconstructed. On the other hand, the QCDINS Monte Carlo sample includes a cut on the generated variable  $x' > 0.35$ . Lattice calculations show a steep decrease of the instanton contribution towards small values of  $x' < 0.35$ , corresponding to a small separation between instantons and anti-instantons, suggesting that this region can be neglected [14, 27, 31].

Application of the above cuts resulted in a sample of 91846 events for the data. Normalised to the data luminosity, QCDINS predicts 578 events, DJANGO predicts 88300 and HERWIG predicts 76400 events. The corresponding predicted instanton cross section is 8.9 pb. The statistical uncertainties on these numbers are negligible compared to the uncertainty on the luminosity.

The discrepancy in the number of events predicted by HERWIG and DJANGO can be traced to the cut in  $Q'^2$ , and arises from differences in the  $Q'^2$  reconstruction due to the different hadronisation models in the MC programs. Figure 2 gives an indication of this effect, showing a 10% - 20% disagreement between HERWIG and DJANGO. Without this cut, the numbers agree within the estimated uncertainty.

In the subsequent analysis, numbers of standard DIS Monte Carlo events were normalised to the number of data events in the fiducial sample, where the predicted QCDINS contribution is negligible ( $\approx 0.7\%$ ).

## 6 Definition of discriminating variables

Two kinds of discriminating variables have been considered: those connected with the kinematics of an instanton-induced event and those connected with the final-state particles of the instanton system, the so-called shape variables. The kinematic variables chosen were  $Q'^2_{DA}$ , (see Fig. 1 and Sect. 3) and  $p_T^{\text{jet}}$ , the transverse momentum of the current jet in the hcms.

The shape variables were calculated from a subset of hadronic final state EFOs assigned to the instanton, referred to as the “instanton region” in what follows. The instanton region comprises all EFOs which were not assigned to the current jet and lay in the hemisphere opposite to the outgoing proton remnant, i.e. polar angle  $\theta_{\text{EFO}}^{\text{hcms}} > 90^\circ$ . Once the instanton region was identified, the following shape variables were calculated:

- $N_{\text{EFO}}$ , the multiplicity of EFOs;
- $N_{\text{EFT}}$ , the multiplicity of tracks, that were used in constructing these EFOs;
- $C$ , the circularity; this is a measure of the isotropy of EFOs in the hcms with respect to the photon-proton axis. To determine the circularity, the normalised two-dimensional momentum tensor,

$$M_{\alpha\beta}^{(2D)} = \frac{\sum_j p_{j,\alpha} p_{j,\beta}}{\sum_j (p_{j,X}^2 + p_{j,Y}^2)} \quad \text{with } \alpha, \beta = X, Y$$

was computed in the hcms from the three-momenta of the EFOs, requiring the number of EFOs to be larger than two. From its eigenvalues  $\lambda_1, \lambda_2$ , with  $\lambda_1 > \lambda_2$ , the circularity  $C$  was then obtained:  $C = 2(1 - \lambda_1)$ .

- $S$ , the sphericity; this is a measure of how isotropically a collection of three-momenta is distributed. Large values correspond to a more isotropic distribution. The normalised momentum tensor, calculated from the EFOs in their centre-of-mass frame,

$$M_{\alpha\beta}^{(3D)} = \frac{\sum_j p_{j,\alpha} p_{j,\beta}}{\sum_j (p_{j,X}^2 + p_{j,Y}^2 + p_{j,Z}^2)} \quad \text{with } \alpha, \beta = X, Y, Z,$$

has eigenvalues  $Q_1, Q_2, Q_3$  with  $0 \leq Q_1 \leq Q_2 \leq Q_3$ . The sphericity is defined as  $S = 3/2 \cdot (Q_1 + Q_2)$ . The number of EFOs for this calculation had to be larger than two.

- $\epsilon'$ , a measure of the density of the pseudorapidity  $\eta$  of EFOs in the hcms; to calculate  $\epsilon'$ , the EFOs were sorted with respect to the pseudorapidity  $\eta$  in the hcms, yielding  $N_{\text{EFO}}$  values  $\eta_1, \eta_2, \dots, \eta_{N_{\text{EFO}}}$ . The closed interval  $[\eta_i, \eta_{i+k}]$ ,  $i + k \leq N_{\text{EFO}}$  thus contains  $k + 1$

EFOs. The variable  $\epsilon'$  is then defined by  $\epsilon' = \epsilon_c - b(N_{\text{EFO}} - N_0)$  with  $b = 0.339$ ,  $N_0 = 30$  and

$$\epsilon_c = \frac{k}{N_{\text{EFO}} - k} \sum_{i=1}^{N_{\text{EFO}} - k} \frac{1}{\eta_{i+k} - \eta_i}$$

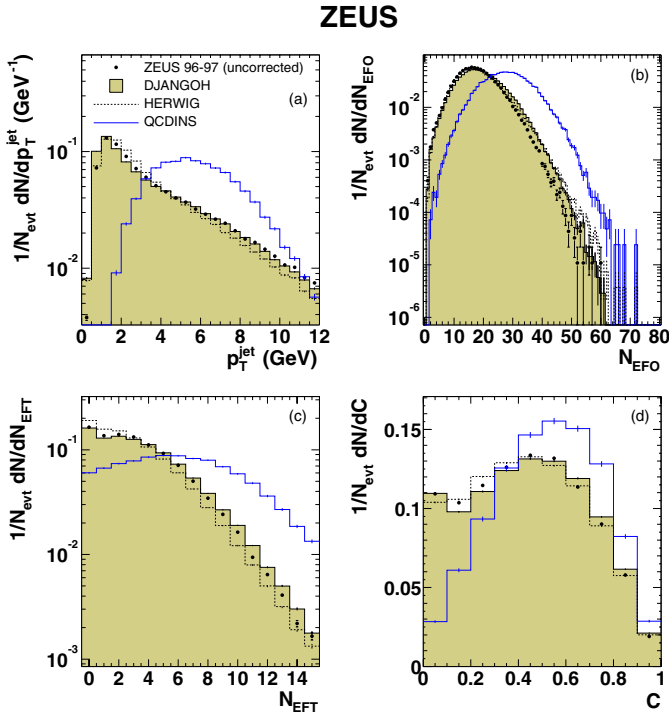
where  $k = \begin{cases} N_{\text{EFO}}/2 & \text{for } N_{\text{EFO}} \text{ even,} \\ (N_{\text{EFO}} + 1)/2 & \text{for } N_{\text{EFO}} \text{ odd.} \end{cases}$

A more detailed description and justification of the numbers  $b$  and  $N_0$  can be found elsewhere [57].

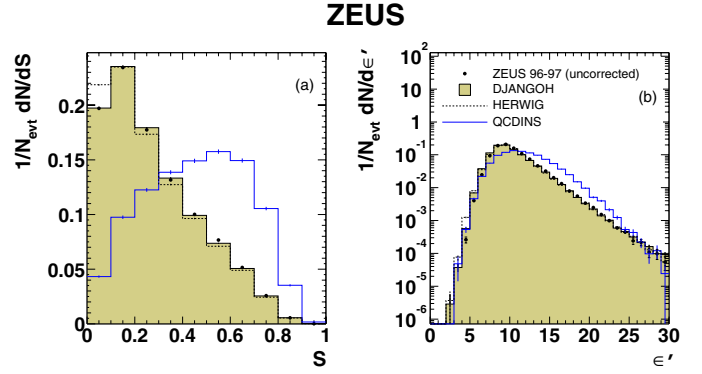
Figures 3 and 4 show the distributions of the discriminating variables in the fiducial sample (see Sect. 5). The contribution of instanton-induced events is 0.7% according to the predictions of the QCDINS calculation. None of the variables have been corrected for detector or trigger effects.

In general, there is a qualitative agreement between the shape of the data and the DIS MC samples DJANGO and HERWIG. The QCDINS predictions, normalised to the number of data events, show quite different distributions, indicating the suitability of these variables for separating instanton induced events from background.

However, the data are not reproduced in detail by the DIS MC simulations. Moreover, the two DIS MC descriptions differ from each other by a similar degree as from the data. For the DJANGO sample, a parameter in the JETSET fragmentation program was tuned, as described in Sect. 4, so that the sphericity distribution of the data



**Fig. 3.** Distributions of variables calculated from the instanton region, shown for the fiducial sample: **a** the transverse momentum,  $p_T^{\text{jet}}$ , of the current jet, **b** EFO multiplicity,  $N_{\text{EFO}}$ , **c** EFO track multiplicity,  $N_{\text{EFT}}$ , **d** circularity,  $C$ , in the hcms. Statistical errors are given



**Fig. 4.** Distributions of two of the shape variables for the fiducial sample: **a** sphericity  $S$ , **b**  $\epsilon'$ , a measure of the density of EFO pseudorapidity in the hcms

is reproduced, as shown in Fig. 4a. The description of the other variables, however, as shown in the figures, is not improved.

Given the uncertainties of the DIS MC predictions, and the smallness of the instanton contribution, it is not possible to make a reliable background subtraction.

## 7 Enhancement of the instanton fraction

Several methods to create instanton-enriched data samples were studied. They were compared to each other using the following criteria:

From the numbers

$N_O(I_O)$ : number of standard DIS MC (QCDINS) events in the fiducial sample and

$N_E(I_E)$ : number of standard DIS MC (QCDINS) events in the instanton enhanced sample,

the efficiencies  $r_I$ , of QCDINS and  $r_N$ , of the standard DIS MC samples were obtained according to  $r_I = I_E/I_O$  and  $r_N = N_E/N_O$ . Values of the separation power,  $P_s = r_I/r_N$ , were then compared for different samples of similar QCDINS efficiency.

The enhancement methods investigated [57] comprised a combination of one-dimensional cuts on the discriminating variables, an optimised choice of two-dimensional cuts and the Fisher algorithm [58, 59], which performed best.

The Fisher algorithm was used to separate standard DIS and instanton events by cutting on a linear combination of the variables  $x_i$ . For  $n$  input variables  $x_i$ ,  $i = 1, 2, \dots, n$ , the mean values  $\bar{x}_i^s$  for the signal and  $\bar{x}_i^b$  for the background were determined. The correlation matrices between the variables were calculated according to

$$V_{ik,s} = \frac{1}{N} \sum_{\text{events}} (x_i^s - \bar{x}_i^s)(x_k^s - \bar{x}_k^s)$$

for the signal sample, and equivalently for the background ( $V_{ik,b}$ ). These were averaged,  $\bar{V}_{ik} = \frac{1}{2}(V_{ik,s} + V_{ik,b})$ , and the resulting matrix was inverted. The Fisher discriminant

is defined as

$$t = \sum_{i=1}^n w_i x_i, \quad \text{with } w_i = \sum_k (\bar{V}^{-1})_{ik} (\bar{x}_k^s - \bar{x}_k^b).$$

Carli and Koblitz [60] have proposed a strategy to look for instanton-induced processes, using variables resulting from a careful optimisation procedure. An analysis with their variables, using the Fisher algorithm for signal enhancement, was also carried out. In addition, an analysis was carried out with a combination of their variables and those of Sect. 6. No significant improvement, as measured by the separation power  $P_s$ , was achieved.

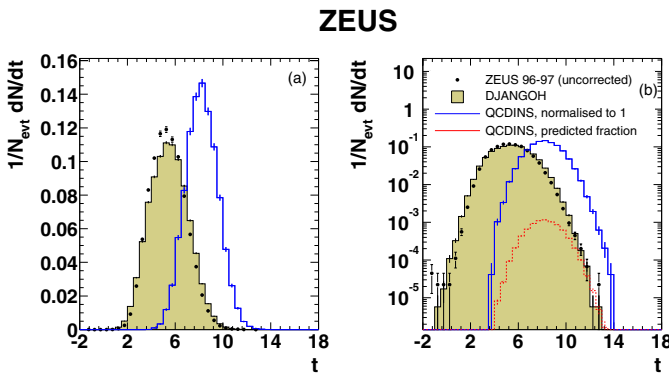
### 8 Background-independent limits

In order to be independent of the standard DIS MC prediction, a conservative upper limit was set by assuming that all observed events after instanton-enhancement cuts are signal, i.e. the standard DIS background was zero.

To derive limits on the cross section, the QCDINS MC program was assumed to give a correct description of instanton-induced events. For signal enhancement the Fisher algorithm was used, with the QCDINS sample as signal and the DJANGO sample as background. In this procedure, the DJANGO background sample is only used to determine a good discriminating function; a non-optimal choice of background MC events will imply only that the instanton sensitivity of the measurement is not the highest achievable in principle.

The Fisher discriminant was calculated from all six discriminating variables described in Sect. 6 ( $S, C, \log(p_T^{\text{jet}}), N_{\text{EFO}}, N_{\text{EFT}}, \epsilon'$ ). In addition, a cut  $Q'^2_{\text{DA}} < 250 \text{ GeV}^2$  was imposed, to improve instanton enhancement.

The distribution of the Fisher discriminant  $t$  for the data, the QCDINS signal sample and the DJANGO background sample is shown in Fig. 5. The distributions for the DIS MC simulation and the data are rather similar, with the curve of the instanton signal being well separated. The



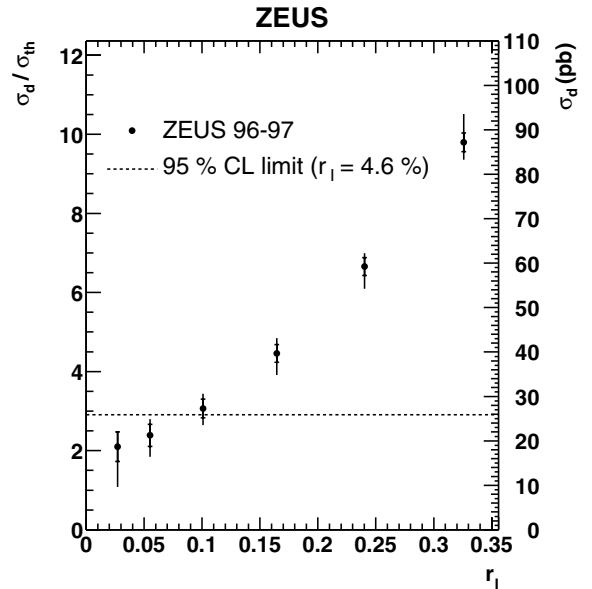
**Fig. 5.** Fisher discriminant  $t$  calculated from the variables  $S, C, p_T^{\text{jet}}, N_{\text{EFO}}, N_{\text{EFT}}$  and  $\epsilon'$ . Shown are **a** linear and **b** logarithmic plots for the fiducial sample with an additional cut  $Q'^2_{\text{DA}} < 250 \text{ GeV}^2$ . In **b**, the QCDINS distribution, normalised to the predicted fraction of 0.79%, is also shown

distribution normalised to the predicted instanton fraction is also shown.

The numbers of data events above various values of the discriminating variable  $t$  are shown in Table 1. Also included are the numbers for the standard DIS MC samples. These are slightly larger than the number of data events. This is not surprising, since extremely restrictive cuts have been chosen, which only keep events in the tails of the standard DIS distributions. Problems are therefore expected in the modelling of the data.

The number of data events kept by each cut,  $N_d$ , was then compared with the theoretically predicted number of instanton events,  $N_{\text{th}}$ . The ratio  $N_d/N_{\text{th}}$  is equal to the ratio of cross-sections  $R = \sigma_d/\sigma_{\text{th}}$ , where  $\sigma_{\text{th}} = 8.9 \text{ pb}$  is the theoretically predicted instanton cross section for the cuts of the fiducial sample, and  $\sigma_d$  is the instanton cross section computed for the same cuts, assuming that all data events are signal. This is true under the assumption that, with zero background, the acceptances of the observed events and of the QCDINS MC sample are equal. Figure 6 shows the ratio  $R = \sigma_d/\sigma_{\text{th}}$ , as a function of  $r_I$ , the fraction of instanton-induced events remaining in the sample after various cuts in the Fisher  $t$  variable.

In addition to the statistical uncertainties, uncertainties on the ratio  $R$  were taken into account by considering a  $\pm 3\%$  change in the CAL energy scale, a change in the definition of the instanton region by a  $\pm 10^\circ$  change in the



**Fig. 6.** Plot of the ratio of the cross sections  $\sigma_d/\sigma_{\text{th}}$  vs.  $r_I$ , the fraction of instanton-induced events remaining after the specific cut in  $t$ . The cross sections  $\sigma_d$  and  $\sigma_{\text{th}}$  refer to the measured cross-section and to the cross-section of instanton-induced events according to the QCDINS Monte Carlo generator, respectively. Inner error bars correspond to statistical errors, outer error bars show statistical and systematic errors added in quadrature. The scale on the right hand side gives the measured cross section in the kinematic region of the fiducial sample. The dashed line is a conservative 95% c.l. (see text), corresponding to  $r_I = 4.6\%$

**Table 1.** Numbers of events within instanton enhancing cuts chosen such that a fraction  $r_I$  of the QCDINS sample within fiducial cuts (see Sect. 5.2) is kept. Statistical errors are given. The separation power  $P_S$  is also shown (see Sect. 7)

	$r_I$ [%]	DATA	QCDINS	DJANGO	$P_S$	HERWIG	$P_S$
$t > 8.0$	32.6	$1847 \pm 43$	$188.5 \pm 1.7$	$2592 \pm 26$	12	$2145 \pm 27$	14
$t > 8.5$	24.0	$925 \pm 30$	$139.0 \pm 1.4$	$1338 \pm 19$	17	$1091 \pm 19$	21
$t > 9.0$	16.4	$424 \pm 21$	$95.1 \pm 1.2$	$630.2 \pm 13$	24	$524.1 \pm 13$	29
$t > 9.5$	10.1	$179 \pm 13$	$58.4 \pm 0.9$	$263.8 \pm 8.3$	36	$229.5 \pm 8.8$	41
$t > 10.0$	5.5	$76 \pm 8.7$	$31.8 \pm 0.7$	$105.6 \pm 5.3$	49	$89.8 \pm 5.5$	58
$t > 10.5$	2.7	$33 \pm 5.7$	$15.7 \pm 0.5$	$35.1 \pm 3.0$	73	$35.1 \pm 3.4$	73

angle  $\theta_{\text{EFO}}^{\text{hcms}}$  (see Sect. 6), and using  $Q^2$  computed by the scattered electron variables instead of  $Q_{\text{DA}}^2$ .

Another uncertainty stems from the cuts made on the variables  $Q^2$  and  $x'$  by the QCDINS MC program at event generation,  $x' > 0.35$  and  $Q'^2 > 113 \text{ GeV}^2$ . These variables cannot be reconstructed well in the data. Therefore, the data might include some instanton-induced events with real  $x'$ ,  $Q'^2$  values below these cut values. If, with the help of an accurate reconstruction of  $Q'^2$  and  $x'$ , these events could be removed from the data sample, it would lower the ratio  $R$ , yielding a value closer to the theoretical prediction.

From the value of  $R$  and its uncertainties, an upper limit for the instanton cross section can be derived for any given choice of  $r_I$ . For example, at  $r_I = 10\%$ , the upper limit would be 30 pb, to be compared with the theoretically predicted value of 8.9 pb. In a similar analysis by the H1 collaboration [15], in a region of phase space with a lower range of  $Q^2$  ( $10 \text{ GeV}^2 < Q^2 < 100 \text{ GeV}^2$ ), and at a comparable value  $r_I = 10\%$ , an upper limit of 221 pb at a 95 % confidence level (c.l.) was reported. This value is about a factor of five above the corresponding theoretical prediction.

In order to derive a conservative upper limit without an explicit choice of  $r_I$ , the  $t$  distribution was computed for a range of values of the instanton cross section. For a specific choice of the cross section, the  $t$  distributions for data and instanton events become equal at a certain specific value  $t_0$ , the instanton distribution overshooting the data for  $t > t_0$ . An upper limit can then be set by choosing the instanton cross section such that the number of instanton events exceeds the number of data events for  $t > t_0$  at a (one sided) 95% c.l. This method yields an upper limit at a 95% c.l. for the instanton cross section,  $\sigma_{\text{inst}}$ , of

$$\sigma_{\text{inst}} < 26 \text{ pb},$$

to be compared with the theoretically predicted cross section of 8.9 pb. The fraction of instanton-induced events remaining after the cut was  $r_I = 4.6\%$ .

## 9 Conclusion

A search for QCD-instanton-induced events has been performed in neutral current deep inelastic  $ep$  scattering, based on an integrated luminosity of  $38 \text{ pb}^{-1}$  in the kinematic

range  $Q^2 > 120 \text{ GeV}^2$ ,  $x > 10^{-3}$ . Cuts on a Fisher discriminant, based on variables chosen to discriminate between instanton and normal DIS events, have been used to obtain subsamples with an enhanced fraction of instantons.

Assuming that all data events belong to an instanton signal, a conservative background-independent upper limit on the instanton cross section of 26 pb at a 95% c.l. has been set, to be compared to the theoretically predicted cross section of 8.9 pb.

*Acknowledgements.* We thank the DESY Directorate for their strong support and encouragement. The HERA machine group and the DESY computing staff are gratefully acknowledged for their outstanding operation of the collider and of the data-analysis environment. We appreciate the contributions to the construction and maintenance of the ZEUS detector by many people who are not listed as authors. It is a pleasure to thank F. Schrempp for helpful discussions.

## References

1. A. Belavin et al., Phys. Lett. B **59**, 85 (1975)
2. G. 't Hooft, Phys. Rev. Lett. **37**, 8 (1976)
3. G. 't Hooft, Phys. Rev. D **14**, 3432 (1976); Erratum in Phys. Rev. D **18**, 2199 (1978)
4. G. 't Hooft, Phys. Rep. **142**, 357 (1986)
5. H. Aoyama, H. Goldberg, Phys. Lett. B **188**, 506 (1987)
6. A. Ringwald, Nucl. Phys. B **330**, 1 (1990)
7. O. Espinosa, Nucl. Phys. B **343**, 310 (1990)
8. A. Ringwald et al., Nucl. Phys. B **365**, 3 (1991)
9. M. Gibbs et al., Z. Phys. C **66**, 285 (1995)
10. A. Ringwald, Phys. Lett. B **555**, 227 (2002)
11. A. Ringwald, F. Schrempp, Proc. 8th Int. Seminar, Vladimir, Russia, 1994, D. Grigoriev et al. (eds.), p.170. World Scientific, Singapore (1995)
12. I. Balitsky, V. Braun, Phys. Lett. B **314**, 237 (1993)
13. S. Moch et al., Nucl. Phys. B **507**, 134 (1997)
14. A. Ringwald, F. Schrempp, Phys. Lett. B **459**, 249 (1999)
15. H1 Collab., C. Adloff et al., Eur. Phys. J. C **25**, 495 (2002)
16. ZEUS Collab., U. Holm (ed.), The ZEUS Detector. Status Report (unpublished), DESY (1993), available on <http://www-zeus.desy.de/bluebook/bluebook.html>
17. N. Harnett et al., Nucl. Instr. Methods A **279**, 290 (1989)
18. B. Foster et al., Nucl. Phys. Proc. Suppl. B **32**, 181 (1993)
19. B. Foster et al., Nucl. Instr. Methods A **338**, 254 (1994)
20. M. Derrick et al., Nucl. Instr. Methods A **309**, 77 (1991)

21. A. Andresen et al., Nucl. Instr. Methods A **309**, 101 (1991)
22. A. Caldwell et al., Nucl. Instr. Methods A **321**, 356 (1992)
23. A. Bernstein et al., Nucl. Instr. Methods A **336**, 23 (1993)
24. J. Andruszków et al., Preprint DESY-92-066, DESY, 1992
25. A. Ringwald, F. Schrempp, Phys. Lett. B **438**, 217 (1998)
26. A. Ringwald, F. Schrempp, Comp. Phys. Comm. **132**, 267 (2000)
27. A. Ringwald, F. Schrempp, Phys. Rev. Lett. B **503**, 331 (2001)
28. M. Gibbs, A. Ringwald, F. Schrempp, Proc. Workshop on Deep Inelastic Scattering and QCD (DIS95), J.-F. Laporte, Y. Sirois (eds.), p. 341. Ecole Polytechnique, Paris (1995)
29. G. Marchesini, B.R. Webber, Nucl. Phys. B **310**, 461 (1988)
30. G. Marchesini et al., Comp. Phys. Comm. **67**, 465 (1992)
31. A. Ringwald, F. Schrempp, Proc. 8th.Int.Workshop on Deep-Inelastic Scattering, Liverpool (DIS2000), J.A. Gracey, T. Greenshaw (eds.), p. 318. World Scientific, Singapore (2001). Also in preprint hep-ph/0006215, (2000)
32. R. Brun, Preprint CERN-DD/EE 84-1, (1987)
33. G. Ingelman, A. Edin, J. Rathsman, Comp. Phys. Comm. **101**, 108 (1997)
34. A. Kwiatkowski, H. Spiesberger, H.-J. Möhring, Comp. Phys. Comm. **69**, 155 (1992). Also in Proc. Workshop Physics at HERA, 1991, DESY, Hamburg
35. K. Charchula, G.A. Schuler, H. Spiesberger, Comp. Phys. Comm. **81**, 381 (1994)
36. H.L. Lai et al., Phys. Rev. D **55**, 1280 (1997)
37. G. Gustafson, U. Pettersson, Nucl. Phys. B **306**, 746 (1988)
38. G. Gustafson, Phys. Lett. B **175**, 453 (1986)
39. B. Andersson et al., Z. Phys. C **43**, 625 (1989)
40. L. Lönnblad, Comp. Phys. Comm. **71**, 15 (1992)
41. B. Andersson et al., Phys. Rep. **97**, 31 (1983)
42. T. Sjöstrand, Comp. Phys. Comm. **82**, 74 (1994)
43. T. Sjöstrand, Preprint CERN-TH.7112/93, LU TP 95-20, 1993
44. H. Jung, Comp. Phys. Comm. **86**, 147 (1995)
45. ZEUS Collab., J. Breitweg et al., Phys. Lett. B **421**, 368 (1998)
46. B.R. Webber, Nucl. Phys. B **238**, 492 (1984)
47. G.M. Briskin. Ph.D. Thesis, Tel Aviv University, 1998
48. ZEUS Collab., J. Breitweg et al., Eur. Phys. J. C **1**, 81 (1998)
49. H. Abramowicz, A. Caldwell, R. Sinkus, Nucl. Instr. Methods A **365**, 508 (1995)
50. R. Sinkus, T. Voss, Nucl. Instr. Methods A **391**, 360 (1997)
51. S. Bentvelsen, J. Engelen, P. Kooijman, Proc. Workshop on Physics at HERA, W. Buchmüller, G. Ingelman (eds.), Vol. 1, p. 23. Hamburg, Germany, DESY (1992)
52. K.C. Höger, Proc. Workshop on Physics at HERA, W. Buchmüller, G. Ingelman (eds.), Vol. 1, p. 43. Hamburg, Germany, DESY (1992)
53. F. Jacquet, A. Blondel, Proceedings of the Study for an ep Facility for Europe, U. Amaldi (ed.), p. 391. Hamburg, Germany (1979). Also in preprint DESY 79/48
54. S. Catani et al., Nucl. Phys. B **406**, 187 (1993)
55. S.D. Ellis, D.E. Soper, Phys. Rev. D **48**, 3160 (1993)
56. W.H. Smith, K. Tokushuku, L. Wiggers, Proc. Computing in High-Energy Physics (CHEP), C. Verkerk, W. Wojcik (eds.), p. 222. CERN (1992)
57. S. Hillert. Ph.D. Thesis, Universität Hamburg, 2002, available on <http://www-library.desy.de/preparch/desy/thesis/desy-thesis-02-052.ps.gz>
58. R.A. Fisher, Ann. Eug. **7**, 179 (1936)
59. V. Blobel, E. Lohrmann, Statistische und numerische Methoden der Datenanalyse. Teubner, Stuttgart, Leipzig, (1998)
60. T. Carli, B. Koblitz, Nucl. Instr. Methods A **501**, 576 (2003)