

University of Vermont

ScholarWorks @ UVM

College of Engineering and Mathematical
Sciences Faculty Publications

College of Engineering and Mathematical
Sciences

10-12-2015

Identifying missing dictionary entries with frequency-conserving context models

Jake Ryland Williams
University of Vermont

Eric M. Clark
University of Vermont

James P. Bagrow
University of Vermont

Christopher M. Danforth
University of Vermont

Peter Sheridan Dodds
University of Vermont

Follow this and additional works at: <https://scholarworks.uvm.edu/cemsfac>



Part of the [Human Ecology Commons](#), and the [Medicine and Health Commons](#)

Recommended Citation

Williams JR, Clark EM, Bagrow JP, Danforth CM, Dodds PS. Identifying missing dictionary entries with frequency-conserving context models. *Physical Review E*. 2015 Oct 12;92(4):042808.

This Article is brought to you for free and open access by the College of Engineering and Mathematical Sciences at ScholarWorks @ UVM. It has been accepted for inclusion in College of Engineering and Mathematical Sciences Faculty Publications by an authorized administrator of ScholarWorks @ UVM. For more information, please contact donna.omalley@uvm.edu.

Identifying missing dictionary entries with frequency-conserving context models

Jake Ryland Williams,^{*} Eric M. Clark,[†] James P. Bagrow,[‡] Christopher M. Danforth,[§] and Peter Sheridan Dodds^{||}

*Department of Mathematics & Statistics, Vermont Complex Systems Center, Computational Story Lab,
and The Vermont Advanced Computing Core, The University of Vermont, Burlington, Vermont 05401, USA*

(Received 5 March 2015; published 12 October 2015)

In an effort to better understand meaning from natural language texts, we explore methods aimed at organizing lexical objects into contexts. A number of these methods for organization fall into a family defined by word ordering. Unlike demographic or spatial partitions of data, these collocation models are of special importance for their universal applicability. While we are interested here in text and have framed our treatment appropriately, our work is potentially applicable to other areas of research (e.g., speech, genomics, and mobility patterns) where one has ordered categorical data (e.g., sounds, genes, and locations). Our approach focuses on the phrase (whether word or larger) as the primary meaning-bearing lexical unit and object of study. To do so, we employ our previously developed framework for generating word-conserving phrase-frequency data. Upon training our model with the Wiktionary, an extensive, online, collaborative, and open-source dictionary that contains over 100 000 phrasal definitions, we develop highly effective filters for the identification of meaningful, missing phrase entries. With our predictions we then engage the editorial community of the Wiktionary and propose short lists of potential missing entries for definition, developing a breakthrough, lexical extraction technique and expanding our knowledge of the defined English lexicon of phrases.

DOI: [10.1103/PhysRevE.92.042808](https://doi.org/10.1103/PhysRevE.92.042808)

PACS number(s): 89.65.–s, 89.75.Fb, 89.70.–a

I. BACKGROUND

Starting with the work of Shannon [1], information theory has grown enormously and has been shown by Jaynes to have deep connections to statistical mechanics [2]. We focus on a particular aspect of Shannon's work, namely, joint probability distributions between word types (denoted by $w \in W$) and their groupings by appearance orderings, or *contexts* (denoted by $c \in C$). For a word appearing in text, Shannon's model assigned context according to the word's immediate antecedent. In other words, the sequence

$$\cdots w_{i-1}w_i \cdots$$

places this occurrence of the word type of w_i in the context of $w_{i-1}\star$ (uniquely defined by the word type of w_{i-1}), where the star denotes any word. This experiment was novel, and when these transition probabilities were observed, he found a method for the automated production of language that far better resembled true English text than simple adherence to relative word frequencies.

Later, though still early on in the history of modern computational linguistics and natural language processing, theory caught up with Shannon's work. Becker wrote [3] the following.

My guess is that phrase-adaption and generative gap-filling are very roughly equally important in language production, as measured in processing time spent on each, or in constituents arising from each. One way of making such an intuitive estimate is simply to listen to what people actually say when they speak. An independent way of gauging the importance of the phrasal lexicon is to determine its size.

Since then, with the rise of computation and increasing availability of electronic text, there have been numerous extensions of Shannon's context model. These models have generally been information-theoretic applications as well, mainly used to predict word associations [4] and to extract multiword expressions (MWEs) [5]. This latter topic has been one of extreme importance for the computational linguistics community [6] and has seen many approaches aside from the information theoretic, including with part-of-speech taggers [7] (where categories, e.g., noun and verb, are used to identify word combinations) and with syntactic parsers [8] (where rules of grammar are used to identify word combinations). However, almost all of these methods have the common issue of scalability [9], making them difficult to use for the extraction of phrases of more than two words.

Information-theoretic extensions of Shannon's context model have also been used by Piantadosi *et al.* [10] to extend the work of Zipf [11], using an entropic derivation called the information content (IC)

$$I(w) = - \sum_{c \in C} P(c|w) \log P(w|c) \quad (1)$$

and measuring its associations with word lengths. Though there have been concerns over some of the conclusions reached in this work [12–15], Shannon's model was somewhat generalized and applied to 3-gram, 4-gram, and 5-gram context models to predict word lengths. This model was also used by Garcia *et al.* [16] to assess the relationship between sentiment (surveyed emotional response) norms and IC measurements of words. However, their application of the formula

$$I(w) = - \frac{1}{f(w)} \sum_{i=1}^{f(w)} \log P(w|c_i) \quad (2)$$

to N -gram data was wholly incorrect, as this special representation applies only to corpus-level data, i.e., plot line–human readable text, and *not* the frequency-based N -grams.

^{*}jake.williams@uvm.edu

[†]eric.clark@uvm.edu

[‡]james.bagrow@uvm.edu

[§]chris.danforth@uvm.edu

^{||}peter.dodds@uvm.edu

In addition to the above considerations, there is also the general concern of nonphysicality with imperfect word-frequency conservation, which is exacerbated by the Piantadosi *et al.* extension of Shannon’s model. To be precise, for a joint distribution of words and contexts that is *physically* related to the appearance of words on “the page,” there should be conservation in the marginal frequencies:

$$f(w) = \sum_{c \in C} f(w, c), \quad (3)$$

much like that discussed in [4]. This property is not upheld using any true, sliding-window N -gram data (e.g., [17–19]). To see this, we recall that in both [16] and [10], a word’s N -gram context was defined by its immediate $N - 1$ antecedents. However, by this formulation we note that the first word of a page appears as last in no 2-gram, the second appears as last in no 3-gram, and so on.

These word-frequency misrepresentations may seem to be of little importance at the text or page level, but since the methods for large-scale N -gram parsing have adopted the practice of stopping at sentence and clause boundaries [19], word-frequency misrepresentations (such as those discussed above) have become very significant. In the new format, 40% of the words in a sentence or clause of length 5 have no 3-gram context (the first two). As such, when these context models are applied to modern N -gram data, they are incapable of accurately representing the frequencies of words expressed. We also note that despite the advances in processing made in the construction of the current Google N -grams corpus [19], other issues have been found, namely, regarding the source texts taken [20].

The N -gram expansion of Shannon’s model incorporated more information on relative word placement, but perhaps an ideal scenario would arise when the frequencies of author-intended phrases are exactly known. Here one can conserve word frequencies (as we discuss in Sec. II) when a context for an instance of a word is defined by its removal pattern, i.e., the word “cat” appears in the context “* in the hat” when the phrase “cat in the hat” is observed. In this way, a word type appears in as many contexts as there are phrase types that contain the word. While we consider the different phrase types as having rigid and different meanings, the words underneath can be looked at as having more flexibility, often in need of disambiguation. This flexibility is quite similar to an aspect of a physical model of lexicon learning [21], where a context size control parameter was used to tune the number of plausible but unintended meanings that accompany a single word’s true meaning. An enhanced model of lexicon learning that focuses on meanings of phrases could then explain the need for disambiguation when reading by words.

We also note that there exist many other methods for grouping occurrences of lexical units to produce informative context models. Resnik [22] showed that class categorizations of words (e.g., verbs and nouns) could be used to produce informative joint probability distributions. Montemurro and Zanette [23] used joint distributions of words and arbitrary equal-length parts of texts to entropically quantify the semantic information encoded in written language. Texts tagged with metadata such as genera [24], time [25], location [26], and language [27] have rendered straightforward and clear examples of the power in a (word-frequency conserving) joint

probability mass function (PMF), shedding light on social phenomena by relating words to classes. Additionally, while their work did not leverage word frequencies or the joint PMFs possible, Benedetto *et al.* [28] used metadata of texts to train language and authorship detection algorithms and further to construct accurate phylogeneticlike trees through application of compression distances. Though metadata approaches to context are informative, with their power there is simultaneously a loss of applicability (metadata is frequently not present) as well as a loss of biocommunicative relevance (humans are capable of inferring social information from text in isolation).

II. FREQUENCY-CONSERVING CONTEXT MODELS

In previous work [29] we developed a scalable and general framework for generating frequency data for N -grams, called random text partitioning. Since a phrase-frequency distribution S is balanced with regard to its underlying word-frequency distribution W ,

$$\sum_{w \in W} f(w) = \sum_{s \in S} \ell(s) f(s) \quad (4)$$

(where ℓ denotes the phrase-length norm, which returns the length of a phrase in numbers of words), it is easy to produce a symmetric generalization of Shannon’s model that integrates all phrase or N -gram lengths and all word placement or removal points. To do so, we define W and S to be the sets of words and (text-partitioned) phrases from a text, respectively, and let C be the collection of all single-word-removal patterns from the phrases of S . A joint frequency $f(w, c)$ is then defined by the partition frequency of the phrase that is formed when c and w are composed. In particular, if w composed with c renders s , we then set $f(w, c) = f(s)$, which produces a context model on the words whose marginal frequencies preserve their original frequencies from the page. In particular, we refer to this, or such a model for phrases, as an external context model since the relations are produced by structure external to the semantic unit.

It is good to see the external word-context generalization emerge, but our interest actually lies in the development of a context model for the phrases themselves. To do so, we define the internal contexts of a phrase by the patterns generated through the removal of subphrases. To be precise, for a phrase s and a subphrase $s_{i \dots j}$ ranging over words i through j we define the context

$$c_{i \dots j} = w_1 \cdots w_{i-1} \star \cdots \star w_{j+1} \cdots w_{\ell(s)} \quad (5)$$

to be the collection of same-length phrases whose analogous word removal (i through j) renders the same pattern (when word types are considered). We present the contexts of generalized phrases of lengths 1–4 in Table I, as described above. Looking at the table, it becomes clear that these contexts are actually a mathematical formalization of the generative gap filling proposed in [3], which was semiformalized by the phrasal templates discussed at length by Smadja in [5]. Between our formulation and that of Smadja, the main difference of definition lies in our restriction to contiguous word sequence (i.e., subphrase) removals, as is necessitated by the mechanics of the secondary partition process, which defines the context lists.

TABLE I. Expansion of context lists for longer and longer phrases. We define the internal contexts of phrases by the removal of individual subphrases. These contexts are represented as phrases with words replaced by stars. Any phrases whose word types match after analogous subphrase removals share the matching context. Here the columns are labeled 1–4 by subphrase length.

Phrase	$\ell(s_{i\dots j}) = 1$	$\ell(s_{i\dots j}) = 2$	$\ell(s_{i\dots j}) = 3$	$\ell(s_{i\dots j}) = 4$...
w_1	★				...
$w_1 w_2$	★ w_2 w_1 ★	★ ★			...
$w_1 w_2 w_3$	★ $w_2 w_3$ w_1 ★ w_3 $w_1 w_2$ ★	★ ★ w_3 w_1 ★ ★	★ ★ ★		...
$w_1 w_2 w_3 w_4$	★ $w_2 w_3 w_4$ w_1 ★ $w_3 w_4$ $w_1 w_2$ ★ w_4 $w_1 w_2 w_3$ ★	★ ★ $w_3 w_4$ w_1 ★ ★ w_4 $w_1 w_2$ ★ ★	★ ★ ★ w_4 w_1 ★ ★ ★	★ ★ ★ ★	...
⋮	⋮	⋮	⋮	⋮	⋮

The weighting of the contexts for a phrase is accomplished simultaneously with their definition through a secondary partition process describing the inner contextual modes of interpretation for the phrase. The process is as follows. In an effort to relate an observed phrase to other known phrases, the observer selectively ignores a subphrase of the original phrase. To retain generality, we do this by considering the *random* partitions of the original phrase and then assuming that a subphrase is ignored from a partition with probability proportional to its length, to preserve word (and hence phrase) frequencies. The conditional probabilities of inner context are then

$$\begin{aligned} P(c_{i\dots j}|s) &= P(\text{ignore } s_{i\dots j} \text{ given a partition of } s) \\ &= P(\text{ignore } s_{i\dots j} \text{ given } s_{i\dots j} \text{ is partitioned from } s) \\ &\quad \times P(s_{i\dots j} \text{ is partitioned from } s). \end{aligned} \quad (6)$$

Utilizing the partition probability and our assumption, we note from our work in [29] that

$$\ell(s) = \sum_{1 \leq i < j \leq \ell(s)} \ell(s_{i\dots j}) P_q(s_{i\dots j} | s), \quad (7)$$

which ensures through defining

$$P(c_{i\dots j}|s) = \frac{\ell(s_{i\dots j})}{\ell(s)} P_q(s_{i\dots j}|s), \quad (8)$$

the production of a valid, phrase-frequency preserving context model

$$\begin{aligned} \sum_{c \in C} f(c, s) &= \sum_{i < j \leq \ell(s)} P(c_{i\dots j}|s) f(s) \\ &= f(s) \sum_{1 \leq i < j \leq \ell(s)} \frac{\ell(s_{i\dots j})}{\ell(s)} P_q(s_{i\dots j}|s) = f(s), \end{aligned} \quad (9)$$

which preserves the underlying frequency distribution of phrases. Note here that beyond this point in the paper we will use the normalized form

$$P(c, s) = \frac{f(c, s)}{\sum_{s \in S} \sum_{c \in C} f(c, s)} \quad (10)$$

for convenience in the derivation of expectations in the next section.

III. LIKELIHOOD OF DICTIONARY DEFINITION

In this section we exhibit the power of the internal context model through a lexicographic application, deriving a measure of meaning and definition for phrases with empirical phrase-definition data taken from a collaborative open-access dictionary [30] (see Sec. V for more information on our data and the Wiktionary). With the rankings that this measure derives, we will go on to propose phrases for definition with the editorial community of the Wiktionary in an ongoing live experiment, discussed in Sec. IV.

To begin, we define the dictionary indicator D to be a binary norm on phrases, taking value 1 when a phrase appears in the dictionary (i.e., has definition) and taking value 0 when a phrase is unreferenced. The dictionary indicator tells us when a phrase has reference in the dictionary and in principle can be replaced with other indicator norms, for other purposes. Moving forward, we take note of an intuitive description of the distribution average

$$\begin{aligned} \bar{D}(S) &= \sum_{t \in S} D(t) P(t) \\ &= P(\text{randomly drawing a defined phrase from } S) \end{aligned}$$

and go on to derive an alternative expansion through application of the context model

$$\begin{aligned} \bar{D}(S) &= \sum_{t \in S} D(t) P(t) \\ &= \sum_{t \in S} D(t) P(t) \sum_{c \in C} P(c|t) \sum_{s \in S} P(s|c) \\ &= \sum_{c \in C} P(c) \sum_{t \in S} D(t) P(t|c) \sum_{s \in S} P(s|c) \\ &= \sum_{c \in C} P(c) \sum_{s \in S} P(s|c) \sum_{t \in S} D(t) P(t|c) \\ &= \sum_{s \in S} P(s) \sum_{c \in C} P(c|s) \sum_{t \in S} D(t) P(t|c) \\ &= \sum_{s \in S} P(s) \sum_{c \in C} P(c|s) \bar{D}(c|S). \end{aligned} \quad (11)$$

In the last line we then interpret

$$\overline{D}(C|s) = \sum_{c \in C} P(c|s) \overline{D}(c|S) \quad (12)$$

to be the likelihood [analogous to the IC equation presented here as Eq. (1)] that a phrase, which is randomly drawn from a context of s , to have definition in the dictionary. To be precise, we say $\overline{D}(C|s)$ is the likelihood of dictionary definition of the context model C , given the phrase s , or, when only one $c \in C$ is considered, we say $\overline{D}(c|S) = \sum_{t \in S} D(t)P(t|c)$ is the likelihood of dictionary definition of the context c , given S . Numerically, we note that the distribution-level values $\overline{D}(C|s)$ extend the dictionary over all S , smoothing out the binary data to the full lexicon (uniquely for phrases of more than one word, which have no interesting space-defined internal structure) through the relations of the model. In other words, though $\overline{D}(C|s) \neq 0$ may now only indicate the possibility of a phrase having definition, it is still a strong indicator and most importantly may be applied to never-before-seen expressions. We illustrate the extension of the dictionary through \overline{D} in Fig. 1, where it becomes clear that the topological structure of the associated network of contexts is crystalline, unlike the small-world phenomenon observed for the words of a thesaurus in [31]. However, this is not surprising, given that the latter is a conceptual network defined by common meanings, as opposed to a rigid, physical property, such as word order.

IV. PREDICTING MISSING DICTIONARY ENTRIES

Starting with the work of Sinclair *et al.* [32] (though the idea was proposed more than ten years earlier by Becker in [3]), lexicographers have been building dictionaries based on language as it is spoken and written, including idiomatic, slang-filled,

and grammatical expressions [33–36]. These dictionaries have proven highly effective for nonprimary language learners, who may not be privy to cultural metaphors. In this spirit, we utilize the context model derived above to discover phrases that are undefined, but which may be in need of definition for their similarity to other, defined phrases. We do this in a corpus-based way, using the definition likelihood $\overline{D}(C|s)$ as a secondary filter to frequency. The process is in general quite straightforward and first requires a ranking of phrases by frequency of occurrence $f(s)$. Upon taking the first s_1, \dots, s_N frequency-ranked phrases ($N = 100\,000$, for our experiments), we reorder the list according to the values $\overline{D}(C|s)$ (descending). The top of such a double-sorted list then includes phrases that are both frequent and similar to defined phrases.

With our double-sorted lists we then record those phrases having no definition or dictionary reference, but which are at the top. These phrases are quite often meaningful (as we have found experimentally; see below) despite their lack of definition and as such we propose this method for the automated generation of short lists for editorial investigation of definition.

V. MATERIALS AND METHODS

For its breadth, open-source nature, and large editorial community, we utilize dictionary data from the Wiktionary [30] (a Wiki-based open content dictionary) to build the dictionary-indicator norm, setting $D(s) = 1$ if a phrase s has reference or redirect. We apply our filter for missing entry detection to several large corpora from a wide scope of content. These corpora are 20 years of *New York Times* articles (*NYT*, 1987–2007) [37], approximately 4% of a year’s tweets (Twitter, 2009) [38], music lyrics from thousands of songs and authors (lyrics, 1960–2007) [24], complete Wikipedia articles (Wikipedia, 2010) [39], and Project Gutenberg eBooks collection (eBooks, 2012) [40] of more than 30 000 public-domain texts. We note that these are all unsorted texts and that Twitter, eBooks, Lyrics, and to an extent Wikipedia are mixtures of many languages (though the majority is English). We only attempt missing entry prediction for phrase lengths (2–5), for their inclusion in other major collocation corpora [19], and their having the most data in the dictionary. We also note that all text processed is taken lowercase.

To understand our results, we perform a tenfold cross-validation on the frequency and likelihood filters. This is executed by randomly splitting the Wiktionary’s list of defined phrases into ten equal-length pieces and then performing ten parallel experiments. In each of these experiments we determine the likelihood values $\overline{D}(C|s)$ by a distinct $\frac{9}{10}$ of the data. We then order the union set of the $\frac{1}{10}$ -withheld and the Wiktionary-undefined phrases by their likelihood (and frequency) values descending and accept some top segment of the list, or short list, coding them as positive by the experiment. For such a short list, we then record the true positive rates, i.e., portion of all $\frac{1}{10}$ -withheld truly defined phrases we coded positive, the false positive rates, i.e., portion of all truly undefined phrases we coded positive, and the number of entries discovered. Upon performing these experiments, the average of the ten trials is taken for each of the three parameters, for a number of short list lengths (scanning 1000 log-spaced

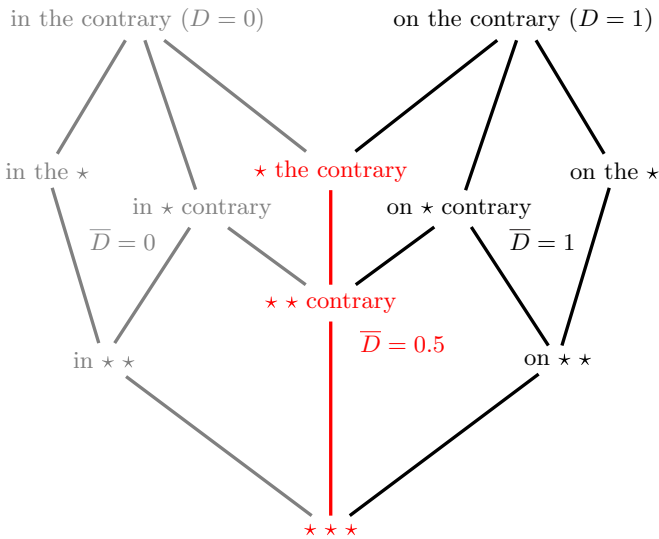


FIG. 1. (Color online) Example showing the sharing of contexts by similar phrases. Suppose that our text consists of the two phrases, “in the contrary” and “on the contrary,” that each occurs once, and that the latter has definition ($D = 1$) while the former does not. In this event, we see that the three shared contexts “***”, “** contrary,” and “* the contrary” present elevated likelihood \overline{D} values, indicating that the phrase “in the contrary” may have meaning and be worthy of definition.

lengths), and plotted as a receiver operating characteristic (ROC) curve (see Figs. 2–6). We also note that each is also presented with its area under curve (AUC), which measures the accuracy of the expanding-list classifier as a whole.

VI. RESULTS AND DISCUSSION

Before observing output from our model we take the time to perform a cross-validation (tenfold) and compare our context filter to a sort by frequency alone (see Fig. 2 below and Figs. 3–6 in Appendix A). From this we have found that our likelihood filter renders missing entries much more efficiently than by frequency (see Table II and Figs. 2–6), already discovering missing entries from short lists of as little as 20 (see the insets of Figs. 2–6 as well as Tables II–VII). As such we adhere to this standard and only publish short lists of 20 predictions per corpus per phrase lengths 2–5. In parallel, we also present phrase frequency-generated short lists for comparison.

In addition to listing them in Appendix B, we have presented the results of our experiment from across the five large disparate corpora on the Wiktionary in a pilot program, where

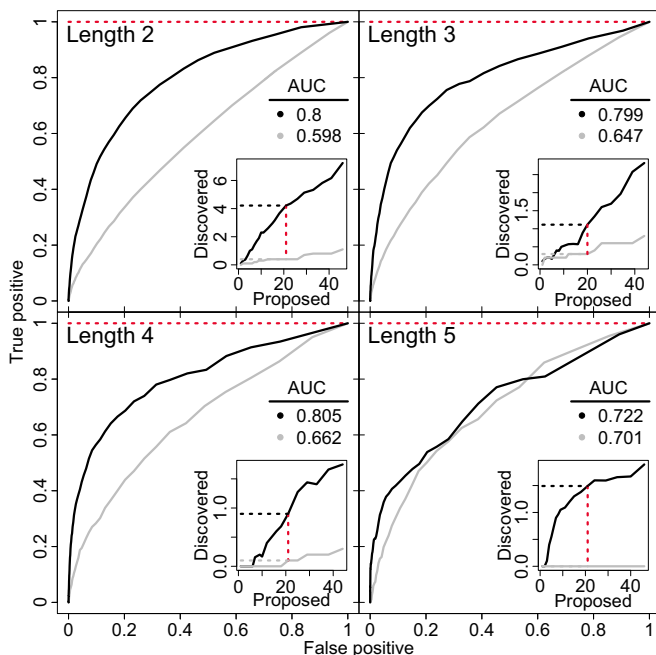


FIG. 2. (Color online) With data taken from the Twitter corpus, we present (tenfold) cross-validation results for the filtration procedures. For each of the lengths 2, 3, 4, and 5, we show the ROC curves, comparing true and false positive rates for both the likelihood filters (black) and the frequency filters (gray). There we see increased performance in the likelihood classifiers (except possibly for length 5), which is reflected in the AUCs (where an AUC of 1 indicates a perfect classifier). In the insets we also monitor the average number of missing entries discovered as a function of the number of entries proposed, for each length. There the horizontal dotted lines indicate the average numbers of missing entries discovered for both the likelihood filters (black) and the frequency filters (gray) when short lists of 20 phrases were taken (red dotted vertical lines). From this we see an indication that even the 5-gram likelihood filter is effective at detecting missing entries in short lists, while the frequency filter is not.

TABLE II. Summarizing our results from the cross-validation procedure (top), we present the mean numbers of missing entries discovered when 20 guesses were made for N -grams or phrases of lengths 2, 3, 4, and 5 each. For each of the five large corpora (see Sec. V) we make predictions according our likelihood filter and according to frequency (in parentheses) as a baseline. When considering the 2-grams (for which the most definition information exists), short lists of 20 rendered up to 25% correct predictions on average by the definition likelihood, as opposed to the frequency ranking, by which no more than 2.5% could be expected. We also summarize the results to date from the live experiment (bottom) (updated 19 February 2015) and present the numbers of missing entries correctly discovered on the Wiktionary (i.e., reference added since 1 July 2014, when the dictionary’s data was accessed) by the 20-phrase short lists produced in our experiments for both the likelihood and frequency (in parentheses) filters. Here we see that all of the corpora analyzed were generative of phrases, with Twitter far and away being the most productive and the reference corpus Wikipedia the least so.

Corpus	2-gram	3-gram	4-gram	5-gram
Cross-validation procedure				
Twitter	4.22 (0.40)	1.11 (0.30)	0.90 (0.10)	1.49 (0)
NYT	4.97 (0.30)	0.36 (0.50)	0.59 (0.10)	1.60 (0)
lyrics	3.52 (0.50)	1.76 (0.40)	0.78 (0)	0.48 (0)
Wikipedia	5.06 (0.20)	0.46 (0.80)	1.94 (0.20)	1.54 (0)
eBooks	3.64 (0.30)	1.86 (0.30)	0.59 (0.60)	0.90 (0.10)
Live experiment				
Twitter	6 (0)	4 (0)	5 (0)	5 (0)
NYT	5 (0)	0 (0)	2 (0)	1 (0)
lyrics	3 (0)	1 (0)	3 (0)	1 (0)
Wikipedia	0 (0)	1 (0)	1 (0)	2 (0)
eBooks	2 (0)	1 (0)	3 (0)	6 (1)

we are tracking the success of the filters [41]. Looking at the lexical tables, where defined phrases are highlighted bold, we can see that many of the predictions by the likelihood filter (especially those obtained from the Twitter corpus) have already been defined in the Wiktionary following our recommendation [30]. We also summarize these results from the live experiment in Table II.

Looking at the lexical tables more closely, we note that all corpora present highly idiomatic expressions under the likelihood filter, many of which are variants of existing idiomatic phrases that will likely be granted inclusion into the dictionary through redirects or alternative-form listings. To name a few, the Twitter (Table III), NYT (Table IV), and lyrics (Table V) corpora consistently predict large families derived from phrases such as “at the same time” and “you know what i mean,” while the eBooks and Wikipedia corpora predict families derived from phrases such as “on the other hand” and “at the same time.” In general, we see no such structure or predictive power emerge from the frequency filter.

We also observe that from those corpora that are less pure of English context (namely, the eBooks, lyrics, and Twitter corpora), extra-English expressions have crept in. This highlights an important feature of the likelihood filter: It does not intrinsically rely on the syntax or grammar of the language

TABLE III. With data taken from the Twitter corpus, we present the top 20 unreferenced phrases considered for definition (in the live experiment) from each of the 2-, 3-, 4-, and 5-gram likelihood filters (top) and frequency filters (bottom). From this corpus we note the juxtaposition of highly idiomatic expressions by the likelihood filter (such as “holy #!@&”), with the domination of the frequency filters by semiautomated content. The phrase “holy #!@&” is an example of the model’s success with this corpus, as it achieved definition several months after the Wiktionary’s data were accessed.

Rank	2-gram	3-gram	4-gram	5-gram
Definition likelihood				
1	buenos noches	knock it out	in the same time	actions speak louder then words
2	north york	walk of fame	on the same boat	no sleep for the wicked
3	last few	piece of mind	about the same time	every once and a while
4	holy #!@&	seo-search engine optimization	around the same time	to the middle of nowhere
5	good am	puta q pariu	at da same time	come to think about it
6	going away	who the heck	wat are you doing	dont let the bedbugs bite
7	right up	take it out	wtf are you doing	you get what i mean
8	go sox	fim de mundo	why are you doing	you see what i mean
9	going well	note to all	#!@& are you doing	you know who i mean
10	due out	in the moment	better late then never	no rest for the weary
11	last bit	note to myself	here i go again	as long as i know
12	go far	check it here	every now and again	as soon as i know
13	right out	check it at	what were you doing	going out on a limb
14	&*#! am	check it http	was it just me	give a person a fish
15	holy god	check it now	here we are again	at a lost for words
16	rainy morning	check it outhttp	keeping an eye out	de una vez por todas
17	picked out	why the heck	what in the butt	onew kids on the block
18	south coast	memo to self	de vez em qdo	twice in a blue moon
19	every few	reminder to self	giving it a try	just what the dr ordered
20	picking out	how the heck	pain in my !%&	as far as we know
Frequency				
1	in the	new blog post	i just took the	i favorited a youtube video
2	i just	i just took	e meu resultado foi	i uploaded a youtube video
3	of the	live on http	other people at http	just joined a video chat
4	on the	i want to	check this video out	fiddling with my blog post
5	i love	i need to	just joined a video	joined a video chat with
6	i have	i have a	a day using http	i rated a youtube video
7	i think	quiz and got	on my way to	i just voted for http
8	to be	thanks for the	favorited a youtube video	this site just gave me
9	i was	what about you	i favorited a youtube	add a #twibbon to your
10	if you	i think i	free online adult dating	the best way to get
11	at the	i have to	a video chat with	just changed my twitter background
12	have a	looking forward to	uploaded a youtube video	a video chat at http
13	to get	acabo de completar	i uploaded a youtube	photos on facebook in the
14	this is	i love it	video chat at http	check it out at http
15	and i	a youtube video	what do you think	own video chat at http
16	but i	to go to	i am going to	s channel on youtube http
17	are you	of the day	if you want to	and won in #mobsterworld http
18	it is	what’ll you get	i wish i could	live stickam stream at http
19	i need	my daily twittascope	just got back from	on facebook in the album
20	it was	if you want	thanks for the rt	added myself to the http

The symbols used in Tables III and V represent the words shit = @*^\$, ass = !%&, fuck = &*#!, and hell = #!@&.

to which it is applied, beyond the extent to which syntax and grammar effect the shapes of collocations. For example, the eBooks predict (see Table VII) the undefined French phrase “tu ne sais pas” or “you do not know,” which is a syntactic variant of the English-Wiktionary defined French, “je ne sais pas,” meaning “i do not know.” Seeing this, we note that it would be straightforward to construct a likelihood filter with a language indicator norm to create an alternative framework for language identification.

There are also a fair number of phrases predicted by the likelihood filter that in fact are spelling errors, typographical errors, and grammatical errors. In terms of the context model, these erroneous forms are quite close to those defined in the dictionary and so rise in the short lists generated from the less-well-edited corpora, e.g., “actions speak louder *then* words” in the Twitter corpus. This then seems to indicate the potential for the likelihood filter to be integrated into autocorrect algorithms and further points to the possibility of constructing

syntactic indicator norms of phrases, making estimations of tenses and parts of speech (whose data are also available from the Wiktionary [30]) possible through application of the model in precisely the same manner presented in Sec. III. Regardless of the future applications, we have developed and presented a powerful and scalable MWE extraction technique.

APPENDIX A: CROSS-VALIDATION RESULTS FOR MISSING ENTRY DETECTION

In this Appendix we provide cross-validation results for missing entry detection.

1. The New York Times

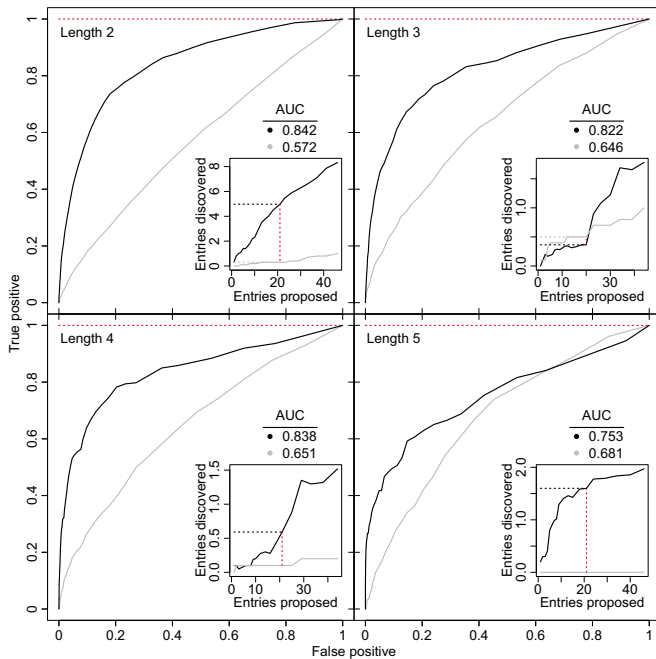


FIG. 3. (Color online) With data taken from the *NYT* corpus, we present (tenfold) cross-validation results for the filtration procedures. For each of the lengths 2, 3, 4, and 5, we show the ROC curves, comparing true and false positive rates for both the likelihood filters (black) and the frequency filters (gray). There we see increased performance in the likelihood classifiers (except possibly for length 5), which is reflected in the AUCs (where an AUC of 1 indicates a perfect classifier). In the insets we also monitor the average number of missing entries discovered as a function of the number of entries proposed, for each length. There the horizontal dotted lines indicate the average numbers of missing entries discovered for both the likelihood filters (black) and the frequency filters (gray) when short lists of 20 phrases were taken (red dotted vertical lines). From this we see an indication that even the 5-gram likelihood filter is effective at detecting missing entries in short lists, while the frequency filter is not.

2. Music lyrics

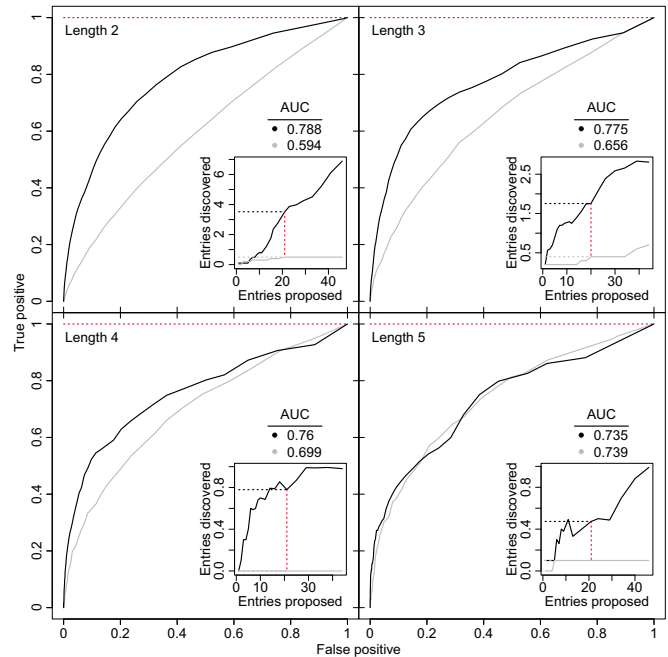


FIG. 4. (Color online) With data taken from the lyrics corpus, we present (tenfold) cross-validation results for the filtration procedures. For each of the lengths 2, 3, 4, and 5, we show the ROC curves, comparing true and false positive rates for both the likelihood filters (black) and the frequency filters (gray). There we see increased performance in the likelihood classifiers, which is reflected in the AUCs (where an AUC of 1 indicates a perfect classifier). In the insets we also monitor the average number of missing entries discovered as a function of the number of entries proposed, for each length. There the horizontal dotted lines indicate the average numbers of missing entries discovered for both the likelihood filters (black) and the frequency filters (gray), when short lists of 20 phrases were taken (red dotted vertical lines). Here we can see that it may have been advantageous to construct slightly longer 3- and 4-gram lists.

3. English Wikipedia

4. Project Gutenberg eBooks

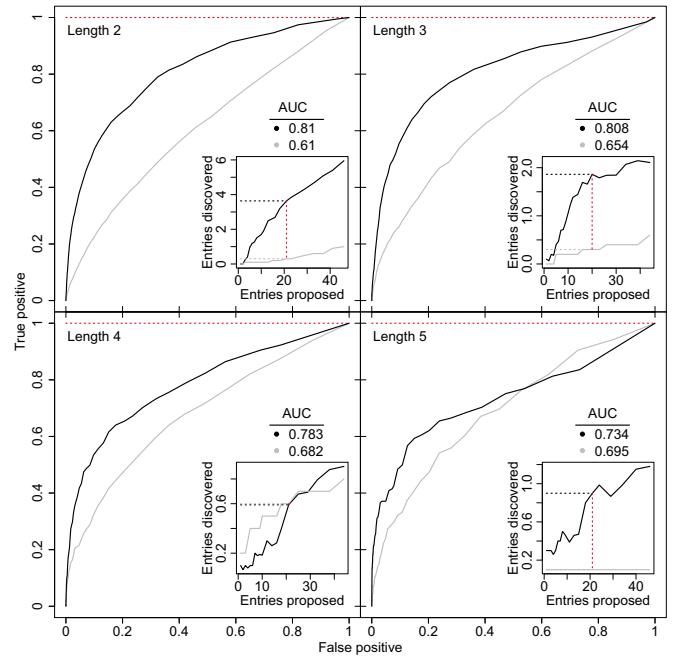
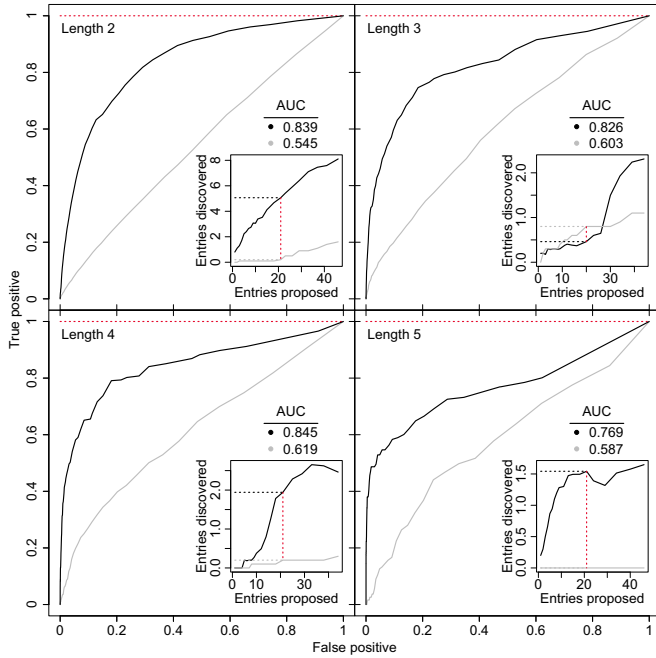


FIG. 5. (Color online) With data taken from the Wikipedia corpus, we present (tenfold) cross-validation results for the filtration procedures. For each of the lengths 2, 3, 4, and 5, we show the ROC curves, comparing true and false positive rates for both the likelihood filters (black) and the frequency filters (gray). There we see increased performance in the likelihood classifiers, which is reflected in the AUCs (where an AUC of 1 indicates a perfect classifier). In the insets we also monitor the average number of missing entries discovered as a function of the number of entries proposed, for each length. There the horizontal dotted lines indicate the average numbers of missing entries discovered for both the likelihood filters (black) and the frequency filters (gray) when short lists of 20 phrases were taken (red dotted vertical lines). Here we can see that it may have been advantageous to construct slightly longer 3- and 4-gram lists.

FIG. 6. (Color online) With data taken from the eBooks corpus, we present (tenfold) cross-validation results for the filtration procedures. For each of the lengths 2, 3, 4, and 5, we show the ROC curves, comparing true and false positive rates for both the likelihood filters (black) and the frequency filters (gray). There we see increased performance in the likelihood classifiers, which is reflected in the AUCs (where an AUC of 1 indicates a perfect classifier). In the insets we also monitor the average number of missing entries discovered as a function of the number of entries proposed, for each length. There the horizontal dotted lines indicate the average numbers of missing entries discovered for both the likelihood filters (black) and the frequency filters (gray) when short lists of 20 phrases were taken (red dotted vertical lines). Here we can see that the power of the 4-gram model does not show itself until longer lists are considered.

APPENDIX B: TABLES OF POTENTIAL MISSING ENTRIES

In this Appendix we provide lexical tables of potential missing entries.

1. The New York Times

TABLE IV. With data taken from the *NYT* corpus, we present the top 20 unreferenced phrases considered for definition (in the live experiment) from each of the 2-, 3-, 4-, and 5-gram likelihood filters (top) and frequency filters (bottom). From this corpus we note the juxtaposition of highly idiomatic expressions by the likelihood filter (such as “united front”), with the domination of the frequency filters by structural elements of rigid content (e.g., the obituaries). The phrase “united front” is an example of the model’s success with this corpus, as its coverage in a Wikipedia article began in 2006, describing the general Marxist tactic extensively. We also note that we have abbreviated “national oceanographic and atmospheric administration” (column 5, row 2), for brevity.

Rank	2-gram	3-gram	4-gram	5-gram
			Definition likelihood	
1	prime example	as united states	in the same time	when push came to shove
2	going well	in united states	about the same time	natl. ocean. and atm. admin.
3	south jersey	by united states	around the same time	all’s well that ends well’
4	north jersey	eastern united states	during the same time	you see what i mean
5	united front	first united states	roughly the same time	so far as i know
6	go well	a united states	return to a boil	take it or leave it’
7	gulf states	to united states	every now and again	gone so far as to
8	united germany	for united states	at the very time	love it or leave it
9	dining out	senior united states	nowhere to be seen	as far as we’re concerned
10	north brunswick	of united states	for the long run	as bad as it gets
11	go far	from united states	over the long run	as far as he’s concerned
12	going away	is a result	why are you doing	days of wine and roses’
13	there all	and united states	in the last minute	as far as we know
14	picked out	with united states	to the last minute	state of the county address
15	go all	that united states	until the last minute	state of the state address
16	this same	two united states	remains to be done	state of the city address
17	civil court	its united states	turn of the screw	just a matter of time
18	good example	assistant united states	turn of the last	be a matter of time
19	this instance	but united states	turn of the millennium	for the grace of god
20	how am	western united states	once upon a mattress	short end of the market
			Frequency	
1	of the	one of the	in the united states	at the end of the
2	in the	in new york	for the first time	because of an editing error
3	he said	the new york	the new york times	the new york stock exchange
4	and the	some of the	in new york city	for the first time in
5	for the	part of the	at the end of	he is survived by his
6	at the	of new york	the end of the	is survived by his wife
7	in a	president of the	a spokesman for the	an initial public offering of
8	to be	the end of	at the university of	by the end of the
9	with the	there is a	one of the most	the end of the year
10	that the	director of the	of the united states	the securities and exchange commission
11	it is	it was a	a member of the	for the first time since
12	from the	according to the	the rest of the	for students and the elderly
13	she said	in the last	at the age of	beloved wife of the late
14	by the	the white house	to the united states	he said in an interview
15	it was	in the united	in lieu of flowers	the dow jones industrial average
16	as a	the university of	executive director of the	the executive director of the
17	he was	there is no	the united states and	tonight and tomorrow night at
18	is a	it is a	is one of the	in the last two years
19	with a	the first time	of the new york	in the new york times
20	and a	in the first	by the end of	in the last few years

2. Music lyrics

TABLE V. With data taken from the lyrics corpus, we present the top 20 unreferenced phrases considered for definition (in the live experiment) from each of the 2-, 3-, 4-, and 5-gram likelihood filters (top) and frequency filters (bottom). From this corpus we note the juxtaposition of highly idiomatic expressions by the likelihood filter (such as “iced up”), with the domination of the frequency filters by various onomatopoeias. The phrase “iced up” is an example of the model’s success with this corpus, having had definition in the Urban Dictionary since 2003, indicating that one is “covered in diamonds.” Further, though this phrase does have a variant that is defined in the Wiktionary (as early as 2011)—“iced out”—we note that the reference is also made in the Urban Dictionary (as early as 2004), where the phrase has distinguished meaning for one that is so bedecked—ostentatiously.

Rank	2-gram	3-gram	4-gram	5-gram
Definition likelihood				
1	uh ha	now or later	one of a million	when push come to shove
2	come aboard	change of mind	made up your mind	come #!@& of high water
3	strung up	over and done	every now and again	you see what i mean
4	&*#! am	forth and forth	make up my mind	you know that i mean
5	iced up	in and down	son of the gun	until death do us part
6	merry little	now and ever	cry me a river-er	that’s a matter of fact
7	get much	off the air	have a good day	it’s a matter of fact
8	da same	on and go	on way or another	what goes around comes back
9	messed around	check it check	for the long run	you reap what you sew
10	old same	stay the &*#!	feet on solid ground	to the middle of nowhere
11	used it	set the mood	feet on the floor	actions speak louder than lies
12	uh yeah	night to day	between you and i	u know what i mean
13	uh on	day and every	what in the #!@&	ya know what i mean
14	fall around	meant to stay	why are you doing	you’ll know what i mean
15	come one	in love you	you don’t think so	you’d know what i mean
16	out much	upon the shelf	for better or for	y’ all know what i mean
17	last few	up and over	once upon a dream	baby know what i mean
18	used for	check this @*^\$	over and forever again	like it or leave it
19	number on	to the brink	knock-knock-knockin’ on heaven’s door	i know what i mean
20	come prepared	on the dark	once upon a lifetime	ain’t no place like home
Frequency				
1	in the	i want to	la la la la	la la la la la
2	and i	la la la	i don’t want to	na na na na na
3	i don’t	i want you	na na na na	on and on and on
4	on the	you and me	in love with you	i want you to know
5	if you	i don’t want	i want you to	don’t know what to do
6	to me	i know you	i don’t know what	oh oh oh oh oh
7	to be	i need you	i don’t know why	da da da da da
8	i can	and i know	oh oh oh oh	do do do do do
9	and the	i don’t wanna	i want to be	one more chance at love
10	but i	i got a	know what to do	i don’t want to be
11	of the	i know that	what can i do	in the middle of the
12	i can’t	you know i	yeah yeah yeah yeah	i don’t give a &*#!
13	for you	i can see	you don’t have to	yeah yeah yeah yeah yeah
14	when i	and i don’t	i close my eyes	i don’t know what to
15	you can	in your eyes	you want me to	all i want is you
16	i got	and if you	you make me feel	you know i love you
17	in my	the way you	i just want to	the middle of the night
18	all the	na na na	da da da da	the rest of my life
19	i want	don’t you know	if you want to	no no no no no
20	that i	this is the	come back to me	at the end of the

The symbols used in Tables III and V represent the words shit = @*^\$, ass = !%&, fuck = &*#!, and hell = #!@&.

3. English Wikipedia

TABLE VI. With data taken from the Wikipedia corpus, we present the top 20 unreferenced phrases considered for definition (in the live experiment) from each of the 2-, 3-, 4-, and 5-gram likelihood filters (top) and frequency filters (bottom). From this corpus we note the juxtaposition of highly idiomatic expressions by the likelihood filter (such as “same-sex couples”), with the domination of the frequency filters by highly descriptive structural text from the presentations of demographic and numeric data. The phrase “same-sex couples” is an example of the model’s success with this corpus and appears largely because of the existence of the distinct phrases “same-sex marriage” and “married couples” with definitions in the Wiktionary.

Rank	2-gram	3-gram	4-gram	5-gram
Definition likelihood				
1	new addition	in respect to	in the other hand	the republic of the congo
2	african states	as united states	people’s republic of poland	so far as i know
3	less well	was a result	people’s republic of korea	going as far as to
4	south end	walk of fame	in the same time	gone so far as to
5	dominican order	central united states	the republic of congo	went as far as to
6	united front	in united states	at this same time	goes as far as to
7	same-sex couples	eastern united states	at that same time	the federal republic of yugoslavia
8	baltic states	first united states	approximately the same time	state of the nation address
9	to york	a united states	about the same time	as far as we know
10	new kingdom	under united states	around the same time	just a matter of time
11	east carolina	to united states	during the same time	due to the belief that
12	due east	of united states	roughly the same time	as far as i’m aware
13	united church	southern united states	ho chi minh trail	due to the fact it
14	quarter mile	southeastern united states	lesser general public license	due to the fact he
15	end date	southwestern united states	in the last minute	due to the fact the
16	so well	and united states	on the right hand	as a matter of course
17	olympic medalist	th united states	on the left hand	as a matter of policy
18	at york	western united states	once upon a mattress	as a matter of principle
19	go go	for united states	o caetano do sul	or something to that effect
20	teutonic order	former united states	turn of the screw	as fate would have it
Frequency				
1	of the	one of the	in the united states	years of age or older
2	in the	part of the	at the age of	the average household size was
3	and the	the age of	a member of the	were married couples living together
4	on the	the end of	under the age of	from two or more races
5	at the	according to the	the end of the	at the end of the
6	for the	may refer to	at the end of	the median income for a
7	he was	member of the	as well as the	the result of the debate
8	it is	the university of	years of age or	of it is land and
9	with the	in the early	of age or older	the racial makeup of the
10	as a	a member of	the population density was	has a total area of
11	it was	in the united	the median age was	the per capita income for
12	from the	he was a	as of the census	and the average family size
13	the first	of the population	households out of which	and the median income for
14	as the	was born in	one of the most	the average family size was
15	was a	end of the	people per square mile	had a median income of
16	in a	in the late	at the university of	of all households were made
17	to be	in addition to	was one of the	at an average density of
18	one of	it is a	for the first time	males had a median income
19	during the	such as the	the result of the	housing units at an average
20	with a	the result was	has a population of	made up of individuals and

4. Project Gutenberg eBooks

TABLE VII. With data taken from the eBooks corpus, we present the top 20 unreferenced phrases considered for definition (in the live experiment) from each of the 2-, 3-, 4-, and 5-gram likelihood filters (top) and frequency filters (bottom). From this corpus we note the juxtaposition of many highly idiomatic expressions by the likelihood filter, with the domination of the frequency filters by highly structural text. Here, since the texts are all within the public domain, we see that this much less modern corpus is without the innovation present in the other, but that the likelihood filter does still extract many unreferenced variants of Wiktionary-defined idiomatic forms.

Rank	2-gram	3-gram	4-gram	5-gram
Definition likelihood				
1	go if	by and bye	i ask your pardon	handsome is that handsome does
2	come if	purchasing power equivalent	i crave your pardon	for the grace of god
3	able man	of the contrary	with the other hand	be that as it might
4	at york	quite the contrary	upon the other hand	be that as it will
5	going well	of united states	about the same time	up hill and down hill
6	there once	so well as	and the same time	come to think about it
7	go well	at a rate	every now and again	is no place like home
8	so am	point of fact	tu ne sais pas	for the love of me
9	go all	as you please	quarter of an inch	so far as i'm concerned
10	picked out	so soon as	quarter of an ounce	you know whom i mean
11	very same	it a rule	quarter of an hour's	you know who i mean
12	come all	so to bed	qu'il ne fallait pas	upon the face of it
13	look well	of a hurry	to the expense of	you understand what i mean
14	there all	at the rate	be the last time	you see what i mean
15	how am	such a hurry	and the last time	by the grace of heaven
16	going away	just the way	was the last time	by the grace of the
17	going forth	it all means	is the last time	don't know what i mean
18	get much	you don't know	so help me heaven	be this as it may
19	why am	greater or less	make up my mind	in a way of speaking
20	this same	have no means	at the heels of	or something to that effect
Frequency				
1	of the	one of the	for the first time	at the end of the
2	and the	it was a	at the end of	and at the same time
3	it was	there was a	of the united states	the other side of the
4	on the	out of the	the end of the	on the part of the
5	it is	it is a	the rest of the	distributed proofreading team at http
6	to be	i do not	one of the most	on the other side of
7	he was	it is not	on the other side	at the foot of the
8	at the	and it was	for a long time	percent of vote by party
9	for the	it would be	it seems to me	at the head of the
10	with the	he did not	it would have been	as a matter of course
11	he had	there was no	as well as the	on the morning of the
12	by the	and in the	i am going to	for the first time in
13	he said	that he was	as soon as the	it seems to me that
14	in a	it was not	i should like to	president of the united states
15	with a	it was the	as a matter of	at the bottom of the
16	and i	that he had	on the part of	i should like to know
17	that the	there is no	the middle of the	but at the same time
18	of his	that it was	the head of the	at the time of the
19	i have	he had been	at the head of	had it not been for
20	and he	but it was	the edge of the	at the end of a

- [1] C. E. Shannon, *SIGMOBILE Mob. Comput. Commun. Rev.* **5**, 3 (2001).
- [2] E. T. Jaynes, *Phys. Rev.* **106**, 620 (1957).
- [3] J. D. Becker, in *Proceedings of the 1975 Workshop on Theoretical Issues in Natural Language Processing* (Association for Computational Linguistics, Stroudsburg, 1975), pp. 60–63.
- [4] K. W. Church and P. Hanks, *Comput. Linguist.* **16**, 22 (1990).
- [5] F. Smadja, *Comput. Linguist.* **19**, 143 (1993).
- [6] C. Ramisch, *Multiword Expressions Acquisition: A Generic and Open Framework* (Springer, Berlin, 2014).
- [7] J. Justeson and S. Katz, *Nat. Lang. Eng.* **1**, 9 (1995).
- [8] V. Seretan, *Collocation Extraction Based on Syntactic Parsing* (Springer, Dordrecht, 2011).
- [9] P. Pecina, *Lang. Resour. Eval.* **44**, 137 (2010).
- [10] S. T. Piantadosi, H. Tily, and E. Gibson, *Proc. Natl. Acad. Sci. USA* **108**, 3526 (2011).
- [11] G. K. Zipf, *The Psycho-Biology of Language* (Houghton-Mifflin, Boston, 1935).
- [12] J. Reilly and J. Kean, *Proc. Natl. Acad. Sci. USA* **108**, E108 (2011).
- [13] S. Piantadosi, H. Tily, and E. Gibson, *Proc. Natl. Acad. Sci. USA* **108**, E109 (2011).
- [14] R. Ferrer-i-Cancho and F. M. del Prado Martín, *J. Stat. Mech. Theor. Exp.* (2011) L12002.
- [15] S. T. Piantadosi, H. Tily, and E. Gibson, [arXiv:1307.6726](https://arxiv.org/abs/1307.6726).
- [16] D. Garcia, A. Garas, and F. Schweitzer, *EPJ Data Sci.* **1**, 3 (2012).
- [17] Google research blog: All our n-gram are belong to you, <http://googleresearch.blogspot.com/2006/08/all-our-n-gram-are-belong-to-you.html>.
- [18] J. Michel, Y. K. Shen, A. P. Aiden, A. Veres, M. K. Gray, T. G. B. Team, J. P. Pickett, D. Hoiberg, D. Clancy, P. Norvig *et al.*, *Science* **331**, 176 (2011).
- [19] Y. Lin, J. Michel, E. L. Aiden, J. Orwant, W. Brockman, and S. Petrov, in *Proceedings of the ACL 2012 System Demonstrations* (Association for Computational Linguistics, Stroudsburg, 2012), pp. 169–174.
- [20] E. A. Pechenick, C. M. Danforth, and P. S. Dodds, [arXiv:1501.00960](https://arxiv.org/abs/1501.00960).
- [21] R. Reisenauer, K. Smith, and R. A. Blythe, *Phys. Rev. Lett.* **110**, 258701 (2013).
- [22] P. Resnik, AAAI Report No. WS-92-01, pp. 48–56 (1992), <http://www.aaai.org/Papers/Workshops/1992/WS-92-01/WS92-01-006.pdf>.
- [23] M. A. Montemurro and D. H. Zanette, *Adv. Complex Syst.* **13**, 135 (2010).
- [24] P. S. Dodds and C. M. Danforth, *J. Happiness Stud.* **11**, 441 (2010).
- [25] P. S. Dodds, K. D. Harris, I. M. Kloumann, C. A. Bliss, and C. M. Danforth, *PLoS ONE* **6**, e26752 (2011).
- [26] L. Mitchell, M. R. Frank, K. D. Harris, P. S. Dodds, and C. M. Danforth, *PLoS ONE* **8**, e64417 (2013).
- [27] P. S. Dodds, E. M. Clark, S. Desu, M. R. Frank, A. J. Reagan, J. R. Williams, L. Mitchell, K. D. Harris, I. M. Kloumann, J. P. Bagrow *et al.*, *Proc. Natl. Acad. Sci. USA* **112**, 2389 (2015).
- [28] D. Benedetto, E. Caglioti, and V. Loreto, *Phys. Rev. Lett.* **88**, 048702 (2002).
- [29] J. R. Williams, P. R. Lessard, S. Desu, E. M. Clark, J. P. Bagrow, C. M. Danforth, and P. S. Dodds, *Sci. Rep.* **5**, 12209 (2015).
- [30] <http://dumps.wikimedia.org/enwiktionary/>.
- [31] A. E. Motter, A. P. S. de Moura, Y.-C. Lai, and P. Dasgupta, *Phys. Rev. E* **65**, 065102(R) (2002).
- [32] *The Collins Cobuild English Language Dictionary*, edited by G. Sinclair, P. Hanks, G. Fox, R. Moon, and P. Stock (Collins, Glasgow, 1987).
- [33] <http://www.collinsdictionary.com/dictionary/english-cobuild-learners>.
- [34] <https://www.wiktionary.org/>.
- [35] <http://www.urbandictionary.com/>.
- [36] <http://onlineslangdictionary.com/>.
- [37] E. Sandhaus, *The New York Times Annotated Corpus* (Linguistic Data Consortium, Philadelphia, 2008).
- [38] Twitter application programming interface: <http://dev.twitter.com/>.
- [39] <http://dumps.wikimedia.org/enwiki/>.
- [40] <http://www.gutenberg.org>.
- [41] Track the potential missing entries that we have proposed: https://en.wiktionary.org/wiki/User:Jakerylandwilliams/Potential_missing_entries.