

AMERICAN



SQUAREDANCE

"The International Magazine of Square Dancing"



*April Showers Bring May Flowers
And The
Australian National Convention!*

April 20-24, 2006

\$3.50

April 2006

HANHURST'S TAPE & RECORD SERVICE

Digital Music Magician™

Available exclusively from Hanhurst's Tape & Record Service™

DIGITAL MUSIC LIBRARY MANAGEMENT SOFTWARE FOR CALLERS & CUERS

If you use a **notebook computer** and **MP3s** as your music source for calling or cueing, then this is the software for you. Add as many titles as you wish. Each song listing can include: Title, Label & Number, Artist, Type (singing call, hoedown, etc.), Dance Program (B, MS, P, A1, A2, etc.), Theme/Special Occasion (holiday, etc.), Beats-Per-Minute, Comments/Notes. Song listings can contain multiple tracks - Instrumental, harmonies, key choices, called/cued. Supports cue sheets in DOC, RTF, TXT or PDF formats. Easy-to-see Player controls!

DMM Digital Music Magician (Digital Delivery) \$149.00

Using a Laptop/
Notebook
computer while
calling?

Use *Digital
Music Magician™*
to play music
YOU have
created or for
Music purchased
from Hanhurst's!

New Features! DRAG 'N DROP Simplicity...

Drag MP3 files right into your Library!

Drag 'N Drop tunes into your Playlists from the Library.

Automatic Cue Sheet Viewer!

New Break Timer & Quick music Reset function!

Multiple formats:
MP3, WAV,
WMA, or MIDI

AUSIE TEMPOS
Presented by Steve Heston

A 1004 "WHAT A DAY FOR A DAYDREAM"
Callee: New McLachlan

OPENER/CLOSER
SIDES FACE GRAND SQUARE
What a day for a daydream
What a day for a daydreaming boy
And I'm lost in a daydream
Been dreaming about my bundle of joy
Gents star by the night, one time around that ring go
your corner Allemande Left and Promenade Home
And you can be sure that if you're feeling right
A daydream will last along into the night

FIGURE
Heads (Side) Roll away and then Square Thru,
Four hands that way tall you meet the Side (Head) two
Touch LH and Scoot Back
Make that wave, Center Trade and Swing Thru I say
Center Run, Fern's Wheel, the boys go
Pass Thru, Swing the corner, Promenade home
And you can be sure that if you're feeling right
A daydream will last along into the night

MIDDLE BREAK (MUSICAL BREAK)
SIDES FACE GRAND SQUARE (The Whizzer)

TAG: Swing (The Whizzer)

What A Day For A Daydream - Instrumental at

ReW Play FF
Pause Stop Fade
Volume
Looping Control
1st 2nd Break 3rd 4th Close
Loop Start: 00:32:714 Loop End: 03:15:295 Use Loop
Time Mode: Elapsed Remaining Exit Looping
Hide EQ Use EQ
Waveform display

1-800-328-3800

Full Details Online • 100% Secure Online Shopping

www.Dosado.com/DMM

AMERICAN

SQUAREDANCE

"The International Magazine of Square Dancing"

Subscribe Today!

	1 Year (12 Issues)	2 Years (24 Issues)
USA	\$27.50*	\$50.00*
CANADA	\$35.00	
FOREIGN	\$92.50**	USPS First Class Mail \$69.50** USPS Surface Mail

*Florida Residents add 7% sales tax

**Foreign subscription rate applies to most countries - price subject to change due to international postal rates.

MEMBER ID # _____

NAME _____

ADDRESS # _____

CITY, STATE, ZIP _____

PHONE # _____

CARD # _____

EXPIRES: MM _____ YR _____

SIGNATURE _____

Send to: American Square Dance, 34 E. Main Street, Apopka, FL 32703
(credit card statements will show Gramac Printing)

All subscriptions are non-transferable and non-refundable. We are not responsible for non-delivery. Post Office does not forward periodicals unless subscriber pays postage; contact local Post Office for details. Price subject to change.



Editorial	5	The Koreo Korner	26
Peek Into a Caller's Record Case	6	Your Rovin' Corners	27
Mmmmm...Lamb	7	I Want To Hold Your Hand	30
On The Record – Squares	8	On The Record – Rounds	32
Sandy and Clark Godfrey	14	Cue Tips	35
A Step in Time 2-12-06	15	All Things Considered	38
SAGE Swingers	16	The Country Line	39
American Callers' Assoc. Viewpoints	17	Moore On Contra	42
Program Problems and Dancer Solutions	17	CALLERLAB Viewpoints	45
55th National Square Dance Convention	19	Berea Children's Home & Family Services (BCHFS)	46
Peek Into a Cuer's Record Case	20	Point Of Order	48
Easy Level	21	Corben's Jargon	49
Creative Choreography	23	Palindrome	50
		What's Ahead	51
		Advertiser Index	55
		Classifieds	56

AMERICAN Volume 61 SQUAREDANCE Number 4 April 2006

"The International Magazine of Square Dancing"

Publishers/Editors
William and Randy Boyd


Cartoonist
Corben Geis

EDITORIAL

*From
Bill Boyd*



A friend of mine from South Carolina recently introduced and assisted two friends through basic and mainstream classes. The information he gave me about the class has bothered me ever since I spoke with him. First, he and his wife were the only dancers who attended all the classes that they wanted their friends to attend. Most of the other dancers went to the open house or only one or two dances and then left their invitees on their own. Second, they overheard someone tell one of the new dancers that square dancing was fun only after they learned the calls through Plus. Third, the caller/instructor never emphasized the importance of taking hands and lastly he commented that the caller never once gave the dancers the proper definition of the calls. He was so concerned that not only did he write me, he called me several times asking, "What can I do to correct these problems." First I assured him that this was becoming a nationwide problem. I know that feeling alone does not solve problems but it gives us a foundation on which to begin to correct and improve dancing. We do not have space here to give all the answers, we can begin to look at the problems and discuss resolutions. First, do not send your friends to a square dance class, bring them! A friend that you introduce and take through square dance classes will always remember you and be your friend. Second, any level of square dancing is fun. The callers job when teaching people to dance is to insure that the student dancers dance, enjoy themselves and continue to progress. All Plus, Advanced, and Challenge dancing is just more calls and a continuation of calls built on the basics. Third, see the second, since all square dancing is built on a solid foundation of the basics, teach the basics. This includes taking hands to keep the square close together and taking hands to identify position. There have been many articles written about the importance of hand contact, why callers do not emphasize this is a mystery to me. I recently heard a caller teaching a class using the term "Put your platform up" by which he meant, after each call, put your hand up so another dancer could take your hand. "Put your platform up", I like it! Years ago when I went through class, I was not even aware of levels of dancing. The caller never mentioned Plus 1 or Plus 2, he never mentioned Mainstream. The caller emphasized that we were square dancers, the caller emphasized the fun and enjoyment aspects of dancing. The other dancers were instructed that there was to be no extra twirls, spins of "fancy dancing" while we were learning our basic dance levels. The caller had a sheet of paper that he gave us after each class showing what he had taught with diagrams. We could go home and look at these figures all week with less chance of forgetting. The sheet of paper also had the definition so we could spend time reinforcing what we were taught. I hope that this gives all of us some insight as to the importance of proper teaching. We must teach and prepare students for dancing at all levels by knowing that they understand and can dance the basics.



Peek Into a Caller's Record Case

Tom Dillander took square dance lessons in Louisville, Kentucky in 1969. In 1973, he went through callers school and then joined the Kentucky Callers Association. In 1974, he formed a "preteen" club for 6-12 year olds. Around that same time Tom also became part of a clogging group, The Kentuckiana Cloggers. Since clogging wasn't his "passion", he stayed with square dancing and calling, and joined a singles club where he met Pam. The two married in 1977. In 1978, they moved to Bowling Green, Kentucky, where Tom continued to call and started two clubs in the surrounding area. He also was hired to call for the Bowling Green Club. Tom then joined the Tri-State Callers Association and was an active member and President for a few years. He was also hired as club caller for the Music City Singles in Nashville, Tennessee. Tom joined the Nashville Callers Association and was very active there, also becoming President. Around 1981, he became involved in the square dance music recording business making square and round dance records. By 1984, Tom was a regional/traveling caller covering an average of 20 states a year calling for club dances, weekends and festivals, while holding down a full-time job as production control manager for a large manufacturing plant. This job later transferred Tom and Pam to Marion, Ohio, in 1988.

In 1990, when Country Western dancing came along, Tom and Pam started teaching line dancing, partner dancing and two-step. In less than a year they were teaching Country Western lessons 15 nights a month along with another 8 to 10 nights of square dance calling.

In 1991, Tom and Pam purchased a square and round dance record mail-order store called Palomino Square and Round Dance Service – later changed to Palomino Records. Over the course of the next 14 years, and several moves, the business continued to grow with the purchases of New England Caller (Sets-In-Order Handbooks), Eddies & Bobbies Records, Merrbach Records, and Yak Stack Speaker Company. Tom is also the Owner/Producer of TNT and Chaparral square dance labels, along with Merry-Go-Round and Star round dance labels. Tom and Pam moved "back home" to Kentucky in 1997. In September, 2003, they purchased a record pressing operation, Rocky Mountain Recording, exclusively to manufacturer Square and Round Dance records. Most recently, in March, 2005, Tom and Pam purchased Hanhurst Record and Tape Service, along with the website, Dosado.com.

Tom currently calls for two clubs in the Louisville, Kentucky area, where Pam teaches lines. Tom and Pam have two children – a daughter (24) and a son (21).

Mmmmm...Lamb

This is a very simple recipe. Lamb is easy to make and best served medium rare, but is tender no matter how you like it.

- 1 Leg of lamb
- Ground pepper and salt to taste
- 2 tbs of ground cumin
- 3 cloves of garlic, chopped
- Olive oil
- Cut 3 potatoes into wedges

Preheat your oven to 350°. I use a glass casserole pan, but any nice large pan will do. Rub down the lamb with pepper, salt, cumin and garlic. Gently brush on a thin layer of olive oil. Put the potato wedges along the bottom of your pan, making sure they touch the bottom (they will dry out if they don't stay in the lamb juices). Cook in the oven for 1 1/2 hours for medium lamb, and 2 hours for well done. Remove the potatoes from the pan, but let the lamb rest for atleast 5 minutes before cutting into portions. Enjoy!

Seniors Entertaining Seniors: Residents of Brothers of Mercy Nursing and Rehabilitation Center in Clarence, New York, are enjoying the one hour "Demo" put on by This & That Squares



Clip Art on CD-ROM from American Square Dance



More than 2600 images
Color and Black & White

ONLY \$49.95 (Includes shipping in U.S.A.)

1-888-588-2362 • 34 E. Main Street, Apopka, FL 32703

On The Record SQUARES



Tom Rudebock

4551 Grafton Road, Leetonia, Ohio 44431
330-427-6358 – trudesdc@localnet.com

Vinyl Releases

California Here I Come (Blue Star BS 2519)

Buddy Weaver

Big band sound that will get the floor moving. A real rouser. Key change in the closer. Available on CD. *Hds (Sds) Promenade Half, Square Thru, Swing Thru, Boys Run, Couples Circulate, Half Tag, Scoot Back, Swing Corner, Promenade.*

The Rose Of San Joaquin (Black Mt Valley BMV 116)

Jens Klusmann

Guitar, sax, smooth background strings and an electronic keyboard played with enthusiasm with just enough percussion. Available on CD and MP3. The CD is recorded in 3 keys. *Standard Ferris Wheel Figure.*

Feels Like Love (Crown CR 166)

Jerry Junck

Energy from a guitar, steel, fiddle, bass and drums in a good dance tempo. The CD is recorded in 3 keys. Available on MP3. *Hds (Sds) Promenade Half, Lead Right, R & L Thru, Veer Left, Couples Circulate, Bend the Line, R & L Thru, Star Thru, Square Thru 3, Swing Corner, Promenade.*

Jose (ESP 1095)

Ken Bower

Fun South of the border music. Use it for a theme dance. Trumpet, keyboard, and percussion. Try it for patter. CD recorded in 3 keys. Available as an MP3. *Hds (Sds) Promenade Half, R & L Thru, Square Thru, DoSaDo, Swing Thru, Boys Trade, Swing Corner, Promenade.*

Good Morning Country Rain (ESP 1096)

Elmer Sheffield

Horns, electronic keyboard, guitar, piano, steel, bass and percussion that will add energy to your dance. Available on CD in 3 keys and MP3. *Hds (Sds) Square Thru, Right Hand Star, Hds (Sds) Star Left Full Turn, DoSaDo, Swing Thru, Boys Trade, Swing Corner, Promenade.*

Easy Lovin' (Gold Wing GWR 111)

Mike Seastrom

A cover of an oldie. Guitar, piano, fiddle, bass, and solid percussion. Available on

Recordings reviewed are supplied by
Hanhurst's Tape & Record Service 800-328-3800

MP3. *Hds (Sds) Square Thru, Right Hand Star, Hds (Sds) Star Left Full Turn, R & L Thru, Swing Thru 2 X's, Swing Corner, Promenade.*

Proud Mary (Hi Hat HH 5267)

Masaru Wada

A hand clappin', toe tappin' tune. Electronic keyboard, horns, bass, xylophone and percussion. Dancers will get into this one. Available on CD. *Hds (Sds) Promenade Half, Square Thru, R & L Thru, Veer Left, Ferris Wheel, Centers Sweep 1/4, Tch 1/4, Walk & Dodge, Swing Corner, Promenade.*

I Don't Care (MacGregor MAC 2461)

Ivan Koehn

Happy accordion music with a banjo, bass and drums. CD is in 3 keys. Available as an MP3. *Hds (Sds) Promenade Half, Pass the Ocean, Extend, Swing Thru, Cast Off 3/4, Walk & Dodge, Partner Trade, Square Thru 3, Swing Corner, Promenade.*

Blue Moon Of Kentucky (Pioneer PIO 6010)

Johnny Eubanks

A cover of an oldie recorded by Willie Nelson. A mover with a guitar, piano fill, steel, bass, and drums Available as an MP3 download and CD in 3 keys. *Hds (Sds) Square Thru, DoSaDo, Swing Thru, Spin the Top, Slide Thru, Tch 1/4, Scoot Back, Swing Corner, Promenade.*

California

Complete

Caller

CALLERLAB

College

Curriculum

July 23-28, 2006 – Clovis, California

For NEW and EXPERIENCED callers

Complete CALLERLAB Curriculum. Plenty of individual attention and "mike time", giving you the tools you need to become a successful caller.

"Knowledge is your Key to Success."

Your instructor:

Frank Lescrinier

Rancho Cucamonga, CA
CALLERLAB Accredited Caller Coach

Tuition: \$325 per caller. A \$50 *refundable deposit will hold your place.

Additional Information:

Each caller will receive the complete **California Caller College** manual, containing over 450 pages of information about square dance calling. Students are responsible for lodging and meals, with several lodging choices nearby, including the Best Western Hotel one block away. Coffee and light snacks will be provided. Upon receipt of your application and deposit, you will receive information about lodging, what to wear and bring, and how to prepare to get the most from this **California Caller College**.

Questions? Please contact me by phone, e-mail or FAX:

Frank Lescrinier

E-mail: Frank253@hotmail.com

Website: Frank253.tripod.com

Phone: (909) 229-3031 FAX (714) 525-8845

ENROLLMENT IS LIMITED to ensure maximum individual attention!
PLEASE REGISTER EARLY!

WESTERN SQUARES DANCE RANCH BATON ROUGE, LOUISIANA

Club Dances & Workshops Every Week Night
Specials Featuring Top National Callers
Wood Floor – Air Conditioned – Apparel Shop

Resident Caller: Andy Petrere
Circle D Recording Artist



Andy & Algie Petrere

For information, Write or Call: 6451 Oak Cluster Dr., Greenwell Springs, LA 70739, Phone (225) 261-6143

Oh Heart Of Mine (Platinum 224)

Jerry Biggerstaff

Sweet country sounds from a guitar, steel, piano, banjo and percussion. The ending has a 32 beat grand square that can be used as the dancers leave the floor or shut off. CD is recorded in 3 keys. Available as an MP3. *Hds (Sds) Promenade Half, R & L Thru, Square Thru, R & L Thru, Rollaway, Tch 1/4, Scoot Back, Swing Corner, Promenade.*

Sing The Blues To Daddy (Royal RYL 148)

Jerry Story

Piano, fiddle, harmonica, guitar, steel, bass and drums. Signature Royal music. Halfway up the energy scale. *Hds Promenade Half, Pass the Ocean, Extend, Swing Thru, Boys Run, Ferris Wheel, R & L Thru, Half Sashay, Turn Thru, Swing Corner, Promenade.*

What Do You Want (Sting SIR 359)

Paul Bristow

A good mix of strings with lots of enthusiasm. Piano, bass and drums. This one will add some zip to your dance. Key change in closer. Available as an MP3 download and CD in 3 keys. *Hds (Sds) Square Thru, Right Hand Star, Hds (Sds) Star Left Full Turn, R & L Thru, Swing Thru, Boys Run, Half Tag, Swing Corner, Promenade.*

Kissing In The Backrow (Snow SNW 1004)

Tommy Larsen

Another quality recording from the Sting/Snow label. Harmonica, fiddle, guitar, electronic keyboard, bass and percussion. A sweet mix. The instrumental track has harmony voices. The CD has tracks with and without harmony. Also available as an MP3. *Hds (Sds) Square Thru, DoSaDo, Swing Thru, Girls Fold, Peel the Top, Slide Thru, Tch 1/4, Follow Your Neighbor, Half Spread, Swing Corner, Promenade.*

Live Forever (Silver Streak SSK 119)

Stever Ekin

Electronic keyboard, guitar stylings, bass and drums. The CD is recorded in 3 keys and also has a track without melody for hoedown. Available as an MP3 download. *Hds (Sds) Promenade Half, R & L Thru, Flutterwheel, Sweep 1/4, Pass Thru, Pass to the Center, Zoom Square Thru 3, Swing Corner, Promenade.*

Freight Train (Tar Heel TAR 152)

Jim Cosman

A mix of fiddle, guitar, banjo, steel bass and drums. The CD and MP3 are recorded in 3 keys. *Standard Ferris Wheel Figure.*

Kawliga (Token Records TKR 022)

Dave Tucker

A cover of an oldie, a smooth mix of xylophone, steel, guitar, bass and drums. Recorded in 3 keys on both the CD and MP3 download. *Hds (Sds) Square Thru, DoSaDo, Tch 1/4, Scoot Back, Boys Run, R & L Thru, Dixie Style OW, Boys Crossfold, Swing Corner, Promenade.*

Blue Moon Of Kentucky (ESP 140)

Sheffield and Oxendine

The second release of this tune this month. A repress. Fiddle, banjo, guitar, bass and drums in a good mix. Harmonize the tag lines. The CD and MP3 are recorded in 3 keys. *Hds (Sds) Square Thru, R & L Thru, Flutterwheel, Sweep 1/4, Pass Thru, Swing Thru, Boys Run, Girls Trade, Tag the Line, Girls Turn Back, Swing Corner, Promenade.*

I Have To Say I Love You In A Song (Royal RYL 106)

Jerry Story

A repress of an oldie. A smoothie to sing to your significant other. A mix of fiddle, guitar, keyboard, bass and drums. Good harmony spots. *Hds (Sds) Square Thru, DoSaDo, Swing Thru, Boys Run, Half Tag, Scoot Back, Hinge, Girls Trade, Recycle, Swing Corner, Promenade.*

Sweet Georgia Brown (Blue Star BS 2483)

Elmer Sheffield

A good arrangement of an oldie used by the Harlem Globetrotters Exhibition Basket Ball as their theme song. A contemporary sound. Available on CD. *Hds (Sds) Square Thru, DoSaDo, Swing Thru, Cast Off 3/4's and a Quarter More, Boys Trade, Turn Thru, Allemande Corner, Promenade.*

CD's

Blue Eyes Don't Make An Angel/Cindy (Dance Ranch 1076) Marshall Flippo

Blue Eyes: A smooth contemporary sound for a relaxer. Piano, strings and rhythm. *Hds (Sds) Promenade Half, Star Thru, Pass Thru, Swing Thru, Boys Run, Ferris Wheel, Pass Thru, Star Thru, Pass Thru, Chase Right, Swing Corner, Promenade.*

Cindy: An upbeat tune with a bass, banjo, piano, guitar and percussion. Extended play. Marshall calls Mainstream on the vocal track.

Goodnight Sweetheart/Little Britches (Dance Ranch DR1077) Buddy Weaver

Goodnight Sweetheart: A good one to close out the night. Keyboard, guitar, banjo, bass and drums. *Hds (Sds) Square Thru, DoSaDo, Tch 1/4, Split Circulate, Boys Fold, Double Pass Thru, Cloverleaf, Girls Square Thru 3, Star Thru, Promenade.*

Little Britches is a traditional sound. Fiddle, bass, drums and guitar. Extended Play. Buddy calls Mainstream on the vocal track.

Hello Love (Tar Heel TAR 149)

Herb Franklin

A danceable mix of an electronic keyboard, guitar, piano, bass and drums. Available as an MP3. *Standard Ferris Wheel Figure.*

Don't Be Afraid Of The Dark (Toddy's Tunes TT 015)

Astrid Heckman

Electronic keyboard with a guitar, piano, horns and drums. Try it for patter. Available as an MP3. *Hds (Sds) Promenade Half, Pass the Ocean, Extend, Swing Thru, Spin the Top, R & L Thru, Square Thru 3, Swing the Corner, Promenade.*

A Friend Like Me (Desert Gold DGR 014)

Johnny Preston

A swing number with a full band sound. Fun lyrics. This one will add some energy to your dance. Recorded in 3 keys. Available as an MP3 and on vinyl. *Hds (Sds) Square Thru, DoSaDo, Swing Thru, Boys Run, Bend the Line, R & L Thru, Pass the Ocean, Recycle, Swing Corner, Promenade.*

Oh Johnny (MacGregor MAC 2042)

Fenton Jones

An old circle mixer. Use it for your party nights. Easy teach. Recorded in 3 keys. Available as an MP3 and on vinyl. *All Circle the Ring, Swing Partner, Swing Gal Behind You, Swing Your Own, Allemande Left, DoSaDo, Promenade Corner.*

Country Roads (Rhythm RHY225)

Wade Driver

A cover of a John Denver hit. A mix of harmonica, fiddle, guitar, banjo, bass and drums. Recorded in 3 keys. *Hds (Sds) Promenade Half, Square Thru, Swing Thru, Boys Run, Couples Circulate, Half Tag, Scoot Back, Swing Corner, Promenade.*

A Hard Days Night (Sting SIR 340)

Paul Bristow

A cover of a Beatles hit. Guitar stylings with a harmonica, bass, steel and percussion. Recorded in 3 keys. Available as an MP3 and on vinyl. *Hds (Sds) Square Thru, Pass the Ocean, Recycle, Flutterwheel, Pass Thru, Bend the Line, Square Thru 3, Swing Corner, Promenade.*

Three Steps To Heaven (Snow SNW 1002)

Tommy Larsen

A smooth mix of a piano, harmonica, guitar and rhythm. Vocals on the instrumental track. Recorded in 3 keys. Available as an MP 3 and on vinyl. *Hds (Sds) Square Thru, DoSaDo, Girls Trade, Swing Thru, Boys Run, Bend the Line, R & L Thru, Square Thru 3, Swing Corner, Promenade.*

Hoedowns: Vinyl

Rockabout / Lighting (Pioneer PIO 5039)

Rockabout: Banjo, bass, piano, and drums. The CD has an extended track and a vocal track with Brian Hotchkies calling.

Lighting: A rhythm hoedown with a guitar, piano and interesting percussion sounds. Available as an MP3 download.

BH Patter I / BH Patter II

BH Patter I: Good guitar pickin', keyboard, bass and drums.

BH Patter II: The rhythm track of BH Patter I. The CD has two arrangements of each tune plus a vocal track with Brian Hotchkies calling. Available as an MP3.

Get Back / Day Tripper (TNT 302)

Get Back: A synthesizer smooth sound for easy dancing.

Day Tripper: A contemporary sound to add variety. Check them out. Both useable. Available as a CD and MP3.

CD's

Travolta / Ducky's Special / Darn Disco (Disco Duck Productions DDP 2008)

Three hoedowns reorded in 2 keys. Modern electronic sound. Each different. All useable. Jack Berg calls a sample track for each one. Available as an MP3.

Shindig / Stars (Blue Star BS 2484)

Shindig: Guitar stylings plus a banjo, fiddle and drums.

Stars: A smooth modern contemporary sound.

Both useable. Check them out. They also have an extended track. Available on vinyl.

Lots of good releases this month. Check them out on your music review service. Till next month – Happy Dancing and keep it FUN!

CALLERLAB ACCREDITED CALLER COACHES

ARE BEST FOR YOUR CLINIC OR SCHOOL

ACCREDITATION ASSURES KNOWLEDGE AND EXPERIENCE

Paul Bristow	286 Long Dr., Ruislip, England H4A 0HZ, +44 20 8845-5073
Daryl Clendenin	7915 N Clarendon, Portland, OR 97203, 503-285-7431
Deborah Carroll-Jones	1523 Bluebonnet Trail, Arlington, TX 76013, 817-469-1179
Larry Cole	3302 N 500 W, Marion, IN 46952, 765-384-7089
Ed Foote	140 McCandless Dr., Wexford, PA 15090, 724-935-2734
Randy Dougherty	3058 E. Des Moines St., Mesa, AZ 85213, 480-924-1309
Betsy Gotta	2 Laurel Pl., North Brunswick, NJ 08902, 732-249-2086
Paul Henze	3926 S Mission Oaks Dr., Chattanooga, TN 37412, 423-867-2225
Mike Jacobs	PO Box 2555, Flemington, NJ 08822, 908-284-0432
Jon Jones	1523 Bluebonnet Trail, Arlington, TX 76013, 817-469-1179
Jerry Junck	908 Brooke Dr., Wayne, NE 68787, 402-375-2420
John Kaltenthaler	PO Box 679, Pocono Pines, PA 18350, 570-646-2945
Joe Kromer	Stankert Str. 35, D-78052 VS-Tannheim, Germany, +49-7705 97044
Frank Lescrinier	9836 E. Foothill Blvd. #6108, Rancho Cucamonga, CA 91730, 909-229-3031
Jim Mayo	PO Box 367, Hampstead, NH 03841, 603-329-5492
Tim Marriner	PO Box 320, Register, GA 30452, 912-764-5185
Randy Page	40 Orchard St. #3, Danbury, CT 06810, 203-794-0053
Kenny Reese	Freidrich-Ebert-Str 116, 64347 Griesheim, Germany +49 6155-828-6046
Ken Ritucci	132 Autumn Rd., W. Springfield, MA 01089, 413-734-0591
John Saunders	3303 Travelers Palm Dr., Edgewater, FL 32141, 386-428-1496
Al Stevens	Broetzingenstr, 56 75180 Pforzheim, Germany, +49 7231-76 6704

The + in front of non U.S. numbers indicates that the appropriate overseas code (011 from U.S.) must be used



Sandy and Clark Godfrey

Last month I, the editor who never makes a mistake, left in Mr. and Mrs. Helm's picture for the *Peek Into a Cuer's Record Case*. Hence, I feel obligated to print Mr. and Mrs. Godfrey's picture this month, with my humblest apologies.

Randy Boyd, Editor

Turn Your Travel & Vacations into Donations! Alliance of Rounds Traditional and Square Dance Now Has It's Own Travel Website! That Supports Your Dance Activity!



Welcome to ARTS-Dance Travel!

Book your travel and vacation on our new website, www.arts-dancetravel.com. We will receive a portion of the travel commissions from the companies you use.

- Airfare • Hotels • Rental Cars • Cruises • Vacations
- Round and Square Dance • Traditional and Square Dance
- Round and Square Dance • Traditional and Square Dance
- Round and Square Dance • Traditional and Square Dance
- Round and Square Dance • Traditional and Square Dance
- Round and Square Dance • Traditional and Square Dance
- Round and Square Dance • Traditional and Square Dance
- Round and Square Dance • Traditional and Square Dance
- Round and Square Dance • Traditional and Square Dance
- Round and Square Dance • Traditional and Square Dance

Book your dance, personal and business travel on our new travel website...

www.arts-dancetravel.com

Every time you do, ARTS will receive a portion of the travel commissions.

Receive the same low rates as those other travel websites and help generate \$1,000's for ARTS-Dance



It's that simple!

Just Log on To



Great Rates On

Air • Hotels • Rental Cars • Cruises • Vacations

Each time you use our new travel website, ARTS the Alliance of Rounds Traditional and Square Dance will receive a portion of the travel commissions from the companies you use.



A Step in Time 2-12-06

By Dale Dennison, Eagan, Minnesota

WHAT'S A WIFE / HUSBAND OR SIGNIFICANT OTHER TO DO?

What are ethics? Webster defines ethics as "the science of ideal human character". I find it extremely hard to make a comparison between ethics and square dance leadership. After further research on the subject, I believe it actually means the methods people use to seek their goals. By goals I mean what would you want to get out of square dancing.

When a man/lady picks up the mike to learn to call squares, he/she is also picking up the responsibilities of leadership that goes with a calling career. This is a profound statement but somewhat incomplete, it fails to include the square dance caller's husband/wife or significant other who also assumes an important leadership role when their significant other starts calling. She/he has much to give to square dancing. Many times the transition from dancer to caller's significant other is difficult. A life style once very organized is suddenly turned upside down and can be described as chaotic.

A few of the responsibilities of a caller's significant other is to be able to speak the same language, to know what a get in or get out means, or zero, a chicken plucker, and how about dabbling a little in choreography ?

Sounding a hall is important as well. The caller's significant other knows what makes your caller sound the best. Do they need more voice or music? Is there too much base or maybe not enough? Develop a set of signals for sounding problems so you can communicate from any place in the hall.

Our square dance clubs are recognizing the round dance cuer's significant other, but we as square dance clubs and dancers are forgetting to recognize our square dance caller's significant other and the many, many hours of dedicated work they donate. Our callers spend many hours at home working on the choreography that they will use at our next dance. What do you think the caller's partner is doing at this time? NO they are not shopping; they are helping our caller so that we can enjoy our next dance to the utmost. The least we can do is recognize them at our club dances. Common courtesy would dictate that the club members would ensure that the caller's other half has the opportunity to dance, not necessarily every tip but some of the tips and not be ignored. Where do our ethics lie or are we taking our callers for granted?

The Foundation

For the Preservation and Promotion of Square Dancing

The Foundation's purpose is to support the funding of projects that will preserve and promote square dancing.

To be considered for the funding, projects must first protect the heritage of the activity and contribute to it's growth. The projects must also emphasize the social, physical and mental benefits of square dancing. The Foundation also works to increase public awareness of the activity by showing the fun and fellowship that makes square dancing a popular recreation today.

The Foundation is registered with the Internal Revenue Service as a 501(C)(3) corporation and depends on private contributions, public grants and endowments for its operating capital.

In order to ensure that the American folk art of square dancing will continue to flourish, the Foundation solicits your support through your tax-deductible contributions.

For additional information, contact the Foundation Office at (321) 639-0039.

SAGE Swingers

Brunswick, Maine, January 31, 2005

In September we had 11 squares at our Open House and had 50 prospective dancers attend. We have been able to retain 23 of those dancers in our Fall Class and they are making tremendous progress. This is a very energetic class that not only arrive a half hour before our workshop starts, to get a little extra instruction, but have also been setting up weekend practice sessions with a new prospective caller. Walt Bull, one of our dancers that started in January 2005, has shown an interest in calling. He has been encouraged by our club caller, Bill Fulton and his wife Norma, to run the early practice at our workshops and he has been doing a wonderful job. When a couple in the new class had to miss a workshop they asked Walt to support a weekend catch-up event which has grown to a pot-luck practice session nearly every weekend. SAGE Swingers as well as our caller, Bill Fulton, are supporting this up and coming caller every way we can.

That brings us to our January Open House sessions for prospective dancers. At our second Open House, we had 17 squares on the floor for the first tip!!!! We did host the local Brownie troop and a few of their moms for that first tip, but that only added one square to the floor. Last week began the regular classes and it looks as though we have almost 40 new students. This has been a really great year for recruiting for the SAGE Swingers. We'll be glad to share how we got to this point with anyone that is interested.

sageswingersdc.freesevers.com

LEARN BY VIDEO or DVD



SINCE 1984

GOLD STAR VIDEO PRODUCTIONS

P.O. BOX 41358 - SACRAMENTO, CA 95841-0358

(916) 338-2229 OR (800) 874-4643

EMAIL: goldstar@squaredancevideos.com

WEB SITE: www.squaredancevideos.com

VHS TAPES - \$32.95 DVD - \$39.95

SQUARE DANCING

1. BASIC 1 TRAINING (1-23)
2. BASIC 2 TRAINING (24-49)
3. MAINSTREAM TRAINING
4. PLUS TRAINING
5. SINGING CALLS - MS & PLUS

ADVANCED SQUARE DANCING

6. A - 1 PART A
7. A - 1 PART B
8. A - 1 DANCE TIPS
9. A - 2 PART 1
10. A - 2 PART 2

DANCE BY DEFINITION

23. DBD PLUS

ROUND DANCING

11. WALTZ BASICS
12. TWO-STEP BASICS - #1
13. TWO-STEP BASICS - #2
14. EASY LEVEL ROUNDS
(12 TWO STEP, 6 WALTZ)
15. PHASE III WALTZ/FOXTROT
16. PHASE III CHA CHA/RHUMBA
17. PHASE III TANGO/JIVE/TWO STEP
18. PHASE IV WALTZ
19. PHASE IV FOXTROT
20. PHASE IV CHA CHA/RHUMBA
21. PHASE IV JIVE/WEST COAST SWING
22. PHASE IV PASO DOBLE/QUICKSTEP



U.S. FUNDS ONLY

WE ACCEPT VISA - MASTERCARD - AMERICAN EXPRESS - DISCOVER

CALIFORNIA RESIDENTS: 7.75% SALES TAX

SHIPPING AND HANDLING: 1 VIDEO, 2 DVD'S

\$4.50 - U.S. \$5.75 - CANADA \$12.00 - OUT OF U.S.

AMERICAN CALLERS' ASSOC. VIEWPOINTS



By Patrick J. Demerath

Program Problems and Dancer Solutions

The American Callers' Association in its attempt to be of service to all callers, dancers, and associations provided current, timely, and effective information on new dancer recruitment, winning ways to retain club dancers, and pitfalls to drive square dancers away for most of 2001-2005. ACA really appreciates the positive comments, encouragement to continue, and contributions from callers and dancers all over the country and from abroad to continue these initiatives. ACA will continue to provide information that will help the square dance community recruit, retain and retrieve square dancers as well as encourage the dancers to speak out on the cumbersome dance programs.

This month's ACA Viewpoint discusses the thoughts of ACA caller Ben Goldberg on the decline of square dancing. Ben believes that the decline in the number of square dancers is due to the existence of segregating programs and too many calls for the new dancers to learn, which results in new dancers leaving the activity. Another result "potential" new dancers decline invitations to attend a student open house, or attends one open house and has a good time, then learns of the requirements and does not continue. This bombshell hits the students square in the teeth. Lessons last almost a full year! The one year commitment is too much for a potential new dancer to continue, and they drop out of the square dance lessons.

Ben further states that the formal dance programs have caused square dancing to create splinter groups, which segregate the dancers and shrink the size of dances. Ben states that he believes that the ACA International One-Floor program may wake up the square dancing community and unite the vast majority of dancers into dancing together. He sums it up in a very interesting way by looking how square dancing existed 30 years ago: "Few calls/lots of dancers; many calls/fewer dancers and finally many programs/too few dancers in any one program. Today the vast majority of dancers will enjoy the ACA International One-Floor Program."

Ben argues that the shorter the lesson and dance program and the shorter the learning curve the sooner the new dancers are assimilated willingly into square dancing. "The more dancers, the larger the activity. The larger the activity, the more fun which leads to more dancers all over again." Ben also argues that callers themselves and national, state, and local callers' associations must simplify and shorten the number of calls and the number of lessons. Marketing research on demographic age groups clearly show that members of the younger Baby

DAN HOPPER

Calling Basic thru Plus

Available for Festivals and Weekends
Calling for 18+ Years

Phone 307-682-2716

Email: DKHopper101@yahoo.com

73 Montgomery Rd., Gillette, Wyoming 82716



Boomers, Generation X and Generation Y will not commit to square dance lessons much past three to four months of one night a week. In higher education, colleges and universities are learning that adult students will commit to a college degree if they are presented shorter terms than the typical 16 week classes. They prefer courses that are 7-8 weeks and are one night a week. Colleges and universities who offer accelerated courses are prospering in revenues and the number of students.

When the programs are cut and paired down to as few as three to four months of lessons, callers will have to also adapt by taking off their blinders and become more skilled and creative in their calling because the more calls the less creative are the callers' dances. This is the same in marketing theory when one looks at the differences between Market Skimming and Market Penetration. Ben continues and states that still today it is argued that the current programs are fine. Ben argues that they are about as useful and contributory to the success of square dancing as the Great Pyramids of Egypt are useful for low rent housing for the poor in Egypt.

The American Callers' Association is currently working on reducing its program to allow for more dancers to successfully complete the lessons and stay in square dancing after graduation. The American Caller's Association is willing to work with all national, state and local caller associations to develop a simplified one-floor dance program.

Any individual, club, caller, or association who wishes to communicate his/her opinions on this subject is encouraged to contact the American Callers' Association at Loulet@aol.com or Dr. Patrick Demerath at pdemerath@troy.edu. Please visit our website and newsletters at AmericanCallers.com/news.

Until next time, happy dancing.

If you don't see your festival or convention information listed in the What's Ahead section ask, "Did someone remember to send the information?" We will include any dance that we feel might be of national or international interest.

55th National Square Dance Convention®

San Antonio, Texas – June 21-24, 2006

“Circle Eight in the Lone Star State”

For the latest information about the 55th National Square Dance Convention®, visit the Convention Website at: www.55thnsdc.org

Contra At The 55th

For several centuries, in countries such as England, Scotland and France, partners have been standing across from each other in long lines of couples, ready to be thrilled by great music and ready to dance with everyone else in their line. Contra dances across the United States and throughout the world continue this tradition, and these eager, energetic dancers will fill the Contra Room at the 55th National Square Dance Convention in San Antonio this June.

There'll be all kinds of traditional dances – both proper and improper contras, triplets, quadrilles, mixers, set dances, old-time squares and probably a mescolanza or two. Experienced dancers will take care of the beginners, and each other, and all of the dances will be a success, even if there are a couple of missteps or wrong turns. There'll be community, joy, laughter, perspiration, and that special appreciation of music being expressed physically. For the contra callers, it will be a soaring, thrilling feeling, like your first really good golf shot.

Live music will be provided on Friday and Saturday nights in the Contra Room. A great contra band can pick up the dancers' enthusiasm and raise it several notches. Live music reaches into your heart and lifts you into the dance; it removes the word “tired” from your vocabulary.

You can lose yourself in a contra dance. You can absolutely escape. Especially when the rhythm of the music and the coursing of your blood synchronize, and the caller stops calling because everyone's memorized the dance. Then it's just the music and movement and your partner's eyes. The fiddler's bow drags across the strings with a certain, scraping sound that plunges deep into your soul, and you know for sure that your great-grandparent danced to that same sound. They are with you in that moment, and it makes you just so grateful to be alive that you reach down deep and pour even more energy into the dance. The room radiates, vibrates, with goodwill, and the sweetness stays with you in the days that follow.

Sound appealing? Give contra dancing a whirl in San Antonio this June. Every dance is taught and walked through, so no lessons or special preparation is necessary. Once you try it, you'll talk about it for weeks and seek it out as often as possible.



47th
California State
Square Dance
Convention
April 21 - 23,
2006



Seaside Park
Ventura, CA

Event Ribbons

- Presell your event
- The best event advertising next to word of mouth
- Computerized typesetting
- Competitive prices
- Samples available

B L G Designs

PO Box 1639, Tracy, CA 95378
209-830-2929 - Fax 209-830-2920
email - blg@inreach.com



Peek Into a Cuer's Record Case

Jeanne and Warren Shane

Warren and Jeanne have taught and cued Round Dancing for 15 years. In Kansas, they cue for several Square Dance clubs as well as Shane's Country Rounds. They teach Phase II-VI Round Dancing.

After retiring (Jeanne from teaching elementary school and Warren from Ft. Riley Civil Service), they headed to Arizona to spend the winters. In Arizona, they cue for two Square Dance Clubs and teach Round Dancing at three RV resorts.

Warren and Jeanne belong to Roundalab, Universal Round Dance Council, Kansas Round Dance Association, Dixie Round Dance Council, Kansas Square Dance Association, and Kansas Square Dance Caller's Association.

They attended Round-a-Rama, school for Teachers of Round Dance and Figure Clinic in Hagerstown, Maryland. They feel that it is very important that teachers should always be in the process of improving their skills.

Warren and Jeanne have show cased and taught at several National Square Dance Conventions and taught at several festivals in Nebraska and Kansas. Dances they have choreographed include School Days, I've Got It Made, I'd Love You All Over Again, Sold, Ragtime 2 Step, Knock 3 Times, Dancing on the Ceiling and Punta Prima.

They have served several times as Vice President and President of the Kansas Round Dance Association and currently are President of the association. They are currently serving as Chairman of the Teaching Progression Manual Committee for Roundalab. They are also the Vice Chairman of Rounds for the National Square Dance Convention 2008 in Wichita, Kansas.

They have 6 children and 10 grandchildren to help occupy their time when not dancing or traveling. Three of their grandchildren square dance with them.

Jeanne and Warren feel Roundalab is important at every level of teaching. Whether you are a beginning teacher or have taught for several years, Roundalab has something for you. Their involvement in Roundalab has given them the opportunity to increase their knowledge of Round Dancing, help to perfect their teaching and dancing skills, and above all enjoy the friendships developed around the world. Education is the number one priority of the Shanes. They love to Round Dance and they show this by the way they teach others to Round Dance.

EASY LEVEL

From
Bob Howell



With the flowers beginning to pop up, lets begin the column this month with a dance about a flower.

When You Wore A Tulip

Formation: Couples in circle facing center. Lady at man's right.

Music: When You Wore A Tulip.

Routine: Couples in circle facing center. Lady at man's right.

A left hand 'round your corner, a right hand 'round your partner

Ladies star left around the ring

Back by the right in a right hand star

Meet your partner and give her a swing

A left your corner, walk right by your partner

Swing the next gal, swing her 'round and 'round

Then promenade this honey, she's got the money

And you've got a big red rose.

I can't believe that in the past two months I have had a request to put on a schottische. One request was made at a Military reunion and another with a group of teenagers. Following is the most basic schottische that I know. It is a quick-teach gem.

Schottische

Formation: Couples in a circle facing counter-clockwise with the men on the left.

Inside hands are joined.

Music: Any good schottische music. I like "Balen I Karlstad Schottische". Kentucky Dance Foundation FDCD-036 #1

Routine:

WALK, 2, 3, HOP; WALK, 2, 3, HOP

Starting with the left foot walk forward three steps and hop on the left foot.

Starting with the right foot walk forward three steps and hop on the right foot.

STEP-HOP, STEP-HOP, STEP-HOP, STEP HOP

Step on the left foot and hop. Step on the right foot and hop. Repeat. On the last two step-hops, the man moves forward to a new partner.

We would love to send you complimentary copies of American square Dance for your graduating class! We just need to know when and how many!

Our square dance for this month is called the - - -

Mountaineer Loop

Formation: Square

Music: Hoedown, slowed to dance comfortably.

Routine:

The call:

1. Circle left
2. Mountaineer Loop.
3. Circle left
4. Half way back
5. Swing your corner, and then your own.

Description:

1. Dance to the left.
2. The even gentlemen and lady raise their arms for the odd gentlemen and lady to pass under. Following the odd couple, they pass under their own uplifted arms. The odd gentleman and lady drop hands as soon as they have passed under the arms of the even couple, but retain their handclasps with the latter. The odd gentleman turns to the left and the odd lady to the right. They join hands when they meet, thus reforming the circle.
3. Dance to the left.
4. Dance to the right.
5. The gentleman swings his corner lady and then swings his partner.

Glen Nickerson of Kent, Washington, sends this little beauty along. It is a slight variation of Don Armstrong's "Betty's Favorite", which he prompted to "I'm Forever Blowing Bubbles". It flows beautifully.

Betty's Favorite, (CONTRA)

Formation: 1,3,5., etc., crossed over and active.

Music: Bubbles - Top 25175

Routine:

- Intro: Do-sa-do the one below
---- -- Same girl swing
---- Allemande left new corner -
---- Actives into the middle and swing
---- Actives down the center-
---- Turn alone, come on back
---- Cast off and the ladies chain
---- -- Chain back
---- Ends trade to a do-sa-do.

This dance involves a double progression.

CREATIVE CHOREOGRAPHY

*From
Lee & Steve Kopman*



Here are some new scoot back positions to try with your dancers.

- 1) HEADS pass the ocean
scoot back
If you're looking out cloverleaf,
Centers spin the top
extend
swing thru
boys trade
pass the ocean
recycle
right and left grand
right and left thru
centers courtesy turn
a full turn
CENTERS swing thru
scoot back
CENTERS recycle
ends peel off
star thru
CENTERS square thru 3
left allemande
- 2) SIDES pass the ocean
scoot back
If you're looking out cloverleaf,
Centers swing thru
CENTERS explode the wave
touch 1/4
centers trade
girls trade
LEFT square thru 4
left allemande
- 3) HEADS square thru 2
- 4) HEADS pass the ocean
scoot back
girls run
CENTERS wheel and deal &
sweep 1/4
ENDS face in
square thru 4
trade by, left allemande
- 5) HEADS lead right
right and left thru
swing thru

Kopman's Choreography

SOMETHING NEW TO OFFER !!!

Now available: "SOFT" set of Mainstream, Plus, Advance and C1

- 50 sequences per set
- Reduce your calling preparation
- Easy to read
- \$50.00 per set
- Immediate delivery
- All requests confidential

___ MS ___ PLUS ___ A2 ___ C1 (New "Soft" Set)
___ MS ___ PLUS ___ A2 ___ C1 (Hard Set)

Send check or money order to:
STEVE & DEBBIE KOPMAN
1021 BRIDGESTONE PLACE
KNOXVILLE, TN 37919
Phone: (865) 691-1580
e-mail: s.kopman@juno.com

Club Orders 20% off

Visa
Discover
Mastercard

Mail orders
Call us...
Catalog Available

Dots Western Duds



P.O. BOX 8004 - 3300 STRONG AVE.
KANSAS CITY, KS 66108
Phone: 913-262-4240

We are also located in Topeka's
CROCO Square Dance Hall

Custom Fashions

*Square and Round
Dance Wear*



(800) 989-DOTS (3687)

DotsWesternDuds.com

extend

ENDS trade

scoot back

boys run

BOYS pass thru

If you're looking out cloverleaf

Centers explode the wave

touch 1/4

split circulate **THREE TIMES**

right and left grand

- 7) SIDES pass the ocean
scoot back
CENTERS spin the top
ENDS trade & roll
GRAND swing thru
hinge
circulate
boys run
CENTERS swing thru
ENDS 1/2 sashay
extend **TWICE**
right and left grand

- 8) HEADS pass the ocean
scoot back
CENTERS explode & star thru
centers in, cast off 3/4
square thru 4
right and left grand

- 9) Heads lead right and circle to a line
box the gnat
CENTERS fan the top
ENDS face in
scoot back
girls run
CENTERS crossfire
girls pass thru
ALL face in

star thru

dixie grand, left allemande

- 10) SIDES square thru 2
touch 1/4
girls fold
boys pass thru
star thru, acey deucey
boys run
right and left grand

- 11) SIDES pass the ocean
scoot back
boys run
CENTERS crossfire
ends trade
GIRLS pass thru
CENTERS pass thru
centers in, cast off 3/4
touch 1/4
circulate
girls run
touch 1/4
boys trade
pass the ocean
right and left grand

- 12) SIDES pass the ocean
scoot back
girls run
CENTERS wheel and deal
and roll
ENDS face in
CENTERS walk and dodge
centers run
square thru 2
right and left grand

- 13) SIDES spin the top
heads 1/2 sashay

scoot back
boys run
CENTER 6 hinge
CENTER DIAMOND flip the
diamond

New CENTER DIAMOND
circulate

ALL move along to a line
box the gnat

ENDS load the boat

Centers square thru 4

pass thru, left allemande

14) SIDES star thru and spread

ENDS: load the boat Centers pass
the ocean

scoot back

CENTERS explode & star thru
ends peel off
centers run & roll
at home

15) HEADS square thru 2

touch 1/4

extend

If you're looking out cloverleaf

Centers spin the top

scoot back

If you're looking out cloverleaf

Centers explode the wave

touch 1/4

centers trade

swing thru

right and left grand



CALLERLAB

International Association of Square Dance Callers

Established in 1974

- World wide dance programs
- Membership of over 2,000 callers (U.S., Canada and 15 foreign countries)
- Convention once a year
callers from all over the world discuss the activity
see what is going on in other parts of the world
get better understanding of the Square Dance Activity
interest sessions for all callers and their partners
individual voice sessions
social gatherings
- Full line of publications for the beginner caller and the accomplished caller
- Scholarship programs
- Association Affiliate membership available
equipment insurance
liability insurance
education grants

For further information contact:

Jerry Reed, Executive Director

467 Forrest Avenue, Suite 118, Cocoa, FL. 32922

Phone: 321-639-0039 • Fax: 321-639-0851

E-mail: Callerlab@aol.com; On The Web: www.callerlab.org

American SquareDance Has Email!
AmericanSquareDance@earthlink.net

THE KOREO KORNER

From
Steve Kopman



Let's stay with the scootback theme from a 1/4 tag position but add some spice:
HEADS Right and left thru & dixie style to a wave
{LEFTY} scoot back
THEN:

- 1) CENTERS explode & star thru
peel off
touch 1/4
coordinate
wheel and deal
pass to the center
CENTERS square thru 3
left allemande
- 2) CENTERS explode & star thru
ends Peel off
cast off 3/4 & roll
right and left thru
swing thru
right and left grand
- 3) If you're looking out cloverleaf,
Centers explode the wave
swing thru
circulate
scoot back
right and left grand
- 4) boys run
CENTERS wheel and deal &
sweep 1/4
ENDS face in
pass the ocean
swing thru
right and left grand
- 5) CENTERS recycle
right and left grand

Get comfortable with...

tic-tac-toes[®]

MADE IN USA

...and Dance, Look and Feel Great!

1 Hamilton Street • P.O. Box 953

Gloversville, NY 12078

Telephone (518) 773-8187 Fax (518) 725-8116

www.tictac-toes.com



SHOES FOR MEN AND WOMEN AVAILABLE IN MANY STYLES AND COLORS

CALL OR WRITE FOR A FREE COLOR CATALOG: 800-648-8126

Your Rovin' Corners

Jim and Betsy travel across the US and around the world, dancing and promoting dancing. Each month we share with you our experiences and thoughts. This month we want to continue our story of square dancing in Russia.

We have been telling you about the growth of square dancing in Russia, largely due to the efforts, drive, and determination of Eberhard Walz, a German square dancer and caller. Eberhard was determined to bring square dancing to Russia, and particularly to St. Petersburg. In September of 2005 a group of dancers (from Germany and Belgium) and Jim and Betsy were present when the St. Petersburg dance seminar began. The Russian dancers were total beginners, and none of them had ever had any square dancing experience before. Several, however, were experienced folk dancers. Their enthusiasm and determination to learn to Square Dance was heart warming.



Jim and Betsy – Your Rovin' Corners

The next phase was for Eberhard and Traudel, his wife, to go back to St. Petersburg in the depth of winter to spend a long weekend working with Svetlana (their caller) and the Russian dancers. We heard from Eberhard, Traudel, Svetlana, and some other dancers who were in St. Petersburg in February. They all agreed that the weather was bone chilling, some of the coldest in recent memory. They also agreed that the fun and warmth of square dancing quickly thawed them out and everyone had a wonderful time. One of the dancers reported that she was having a hard time getting the singing calls out of her mind so she could concentrate on her other studies!

They have also been asked to help form a square dance club in Murmansk – Russia's ice-free port on the Barents Sea. Eberhard and Traudel said they will be in Murmansk in March to start yet another square dance club! The date for that trip is March 4th to the 12th. What intrepid travelers they are! And they always appreciate square dance supporters who go to help.

When Eberhard decided to bring Square Dancing to St. Petersburg he knew he



CaLyCo Crossing
A Full Line Square Dance Shop

See our Web page at WWW.CALYCO.COM
or call for our color supplement. 1-800-627-0412.
We ship World Wide: P.O. Box 1377, Laurel, MD 20725



\$29.95
each

*Except Intro To Contra

**IMPROVE YOUR
DANCE SKILLS THRU**

VIDEO

R & R VIDEO INTERNATIONAL

**3649 Whittier Blvd.
Los Angeles, CA 90023
323-262-5942**

Ed Foote's

**All Position Workshop
SQUARE DANCE TAPES
Basic/Mainstream Levels
Two Tape Video Package
\$34.95**

BASIC SQUARE DANCE with Larry McBee

- Vol. 1: Calls 1 Thru 23
- Vol. 2: Calls 24 Thru 49

• Vol. 3: Mainstream Cloverleaf to Recycle

PLUS SQUARE DANCE with Lee Schmidt

- Tea Cup Chain to Spin Chain & Exchange The Gears

PLUS SQUARE DANCE IN "D.B.D." with Don McWhirter

- Vol. 1: Tea Cup Chain to Relay the Deucey
- Vol. 2: Cross Fire to Spin Chain & Exchange the Gears

A-1 SQUARE DANCE with Mike Sikorsky

- Vol. 1: Acey Deucey to Cross Over Circulate
- Vol. 2: Quarter In to Mix

A-2 SQUARE DANCE with Mike Sikorsky

- Vol. 1: Pass The Sea to Zig Zag/Zag Zig
- Vol. 2: Switch To A Diamond to Trail Off

ROUND DANCE with Bob & Edna Faudree

- Phase I & II: Fraulein: St. Louis Blues
- Phase III: Answer Me; Desert Song
- Phase III: Latin Basics (Four Dances)

ROUND DANCE with Joyce (Doss) Lane & Jim Lane

- Phase IV: Till Tomorrow; Audios; Rainbow Connection

CLOGGING with Marilyn Hansen

- Beginning
- Easy Intermediate
- Intermediate - Level 1
- Intermediate - Level 2

CONTRA DANCE

- Introduction to Contra w/Mike Seastrom

Package Includes:

Video, Audio Cassettes & Booklet (\$44.95)

NAME: _____

QTY. X \$29.95" _____

ADDRESS: _____

Sales Tax (CA only) _____

CITY: _____

Shipping/Handling \$3.50 _____

STATE: _____ ZIP CODE: _____

Total Enclosed _____

**Other Tapes Available:
Ballroom, West Coast Swing,
Ethnic And Country Westerns**

- Catalog Available Upon Request -

would have to develop callers there because Square Dancing needs callers and teachers to succeed. Svetlana Stern is the newly minted caller in St. Petersburg and she is taking on the daunting task of learning to Square Dance and to call at the same time. She has sound equipment on loan and Eberhard has provided her with some teaching materials and music. She has limited access to the internet and thus the support of the materials from Dosado, Callerlab, and elsewhere.

Besides joining the German-Russian Square Dance Friends club (the booster club which supports the growth of Square Dancing in Russia), we have invited Svetlana to Texas for the 55th National Square Dance Convention. She will be here for about six weeks and will attend the "2006 Trail Thru Caller College" right here in Livingston, Texas. The Caller College will be held on June 15, 16, 17, 18, and 19, the week before the Nationals. The outstanding dynamic duo who are teaching are Nasser Shukayr and Doug Davis. We have made arrangements with local dancers to help out by providing free housing, making this a very economical opportunity to learn to call with two real masters of the activity. At this writing, there are only five spots still available.

A "big" dance, the first special dance in Russia will be held on June 3 of 2006, with the noted German caller Uli Shingen. Uli has been helping the German-Russian Friends already with sound equipment and fund-raising dances in Germany. The dancers from St. Petersburg will graduate, and will be joined by the dancers from Pskov and Petrosovask, and many members of the German-Russian Friends Square Dance Club. This trip is sold out, with 36 dancers from Northern

AMERICAN SQUAREDANCE

34 E. Main Street
Apopka, FL 32703
1-888-LUV-2-DNC
407-886-5646

and Southern Germany and Switzerland too!

Further, in September 2007, German-Russian Friends with Eberhard and Traudel hope that some American dancers will join them on a tour by ship to Petrosavodsk, Russia with some days in St. Petersburg. This will be your chance to undertake a wonderful square dance excursion and help the German-Russian Friends Square Dance Club.

A new square dance club is a little like a hothouse plant – tender, weak, and trying to succeed. The Russians could certainly use some square dance clothes and supplies, particularly petticoats and pettipants. These are in short supply in Russia, as you may well imagine. Records, tapes, CDs and other square dance music would be welcome, as well as instructional tapes. Most of all, they need the encouragement and support of the square dance community from around the world. One good way to support them would be to join them in June at their graduation or email them. Another would be to plan to visit them in September 2007. Contact E.Walz@gmx.de or jimbetsy@aol.com.

Jim and Betsy Pead, Your Rovin Corners



16th Annual Tumbling Leaves Festival

October 20, 21, 22, 2006

Bennington College • Bennington, Vermont

Star Studded Staff

- Red Bates
- Bill Harrison
- John Marshall
- Don Moger
- Jim Pulaski
- Ken Ritucci
- Ralph & Joan Collipi
- Dom & Joan Filardo

Four Halls Entire Festival

- Plus, A1, A2, C1, C2 (limited)
- Several Packages Available
- Square Dance Shop
- RV Space Available on Campus
- Campground Nearby

For Information Call or Write:

RED BATES – redbates@juno.com

Oct. 23-May 23

June-Oct. 19

5134 Latham Terrace

P.O. Box 1197

Port Charlotte, FL 33981

Rangeley, ME 04970

941-828-0481

941-223-0987 • 207-864-2524

I Want To Hold Your Hand

By Tone Howard, May 2005 – Continued from January '05 ASD)

11. Pass Thru: This is where you bring back the wheel around from the first tip, all promenade, heads wheel around and make lines of four, forward and back, pass thru, hold hands facing out.

12. U Turn Back: Done it before for girls and boys in the big circle. Don't do it too often it might become a habit, it's a reassuring move to rejoin hands even if they are half sashayed but don't hang around or they might try and move the girls over, call pass thru again and U turn back to the safety of normal lines!

13. Lead Right: The next three moves I will suggest you call and teach all in one sentence, your half way thru before they know what hit them. "Heads lead right, that's walk out to the couple on the right, face them, both couples

14. Veer To The Left: (a little foot work here) side close side step forwards, you are a two faced line (two faces one way, two faces the other.)

15. Bend The Line: And face the same two, forward and back. All pass thru, you're facing out, centers back up, ends walk forwards, bend the line again and face the same two, forward and back with a great big yell (1p 2p line). Call a couple of times more with less smatter patter.

At this point quit while you are ahead and call circle left or circle right - try it, it works. You can also use boys quarter right girls quarter left and a right and left grand – Good luck. That concludes the first session.

WEEK 2

A little recap but start teaching half way thru the first tip – you can do it from a big circle.

16. Rollaway: Roll your girl from your right hand side to your left hand side on the hoof, or teach Bingo Waltz.

5. (Again) Promenade All The Way Around: Outside for heads and sides. Promenade half way around outside for heads and sides. Promenade half way around to the middle pass thru and a wheel around in preparation for right and left thru – think about 'courtesy' it is not a word understood by the young so modernize.

17. Right and Left Thru: From lines all touch right hands as you pass thru and wheel around (take left hand across, right hand behind). Practice some from lines.

18. Four Ladies Promenade/Boys: They don't even have a number or a listing on the Callerlab list but you'll be doing singing calls by now and you will need some simple moves to use.

19. Allemande Left: Pure techno speak, but the dancers would think us crazy to change the name. Please don't yet call Allemande left and a right and left grand, that's too many directions in one go so stick to allemande left do sa do or swing for now.

20. Turn Thru: With the partner (55 on the Callerlab list). Use this instead of allemande right or partner by the right and you will save yourself a lot of hassle later. One other time saver when you allemande left at a box four position don't keep doing right and left grand and promenade, do some allemande left you're home! The dancers will think what a wonderful job you're doing and the students will think they are to!

21. Star thru/Snap thru: Great move, really opens up lots of possibilities but the new dancers hate it. Its not the quarter right or quarter left or the boys right, girls left hand – it's the name. When you start calling star they will make right hand stars, left hand stars, four hand stars, eight hand stars, etc. You can lessen the damage by calling in front of you star thru but you cannot keep that up forever. In 1952 two callers came up with this move, one called his star thru, the other called his snaperoo (see Burlesons 396). As far as new dancers go the wrong one won. Because I often did not have any angels during the week long classes, I did try calling "snap thru" which went very well; got some funny looks from experienced dancers when they visited, but they had no trouble dancing the call when it was explained. So how much do we want new dancers to be winners! Keep these "snap thrus" to around the outside of the set to start with other versions later (corner star thru, rollaway, allemande left).

22. Separate around two: Hook on the end and make lines of four. You can call pass thru, turn your back on your partner, separate around two without stopping the music even though it is a no hands movement. Lines forward and back, but don't hang around as they are half sashayed and might try and put it right so just allemande left you are home!

23. Grand Square: See earlier comments – takes a little time but worth the feel good factor.

24. Two ladies chain: Teach from lines, two ladies step forward right hand and pass by, boys hold out your left and step forwards arm around, wheel around to face the same two. Do four ladies chain next session so that is sufficient for week two.

Straight into **WEEK 3**, we did two ladies chain last time so onwards.

24. (Again) Four ladies chain across: From a squared set right star across for the girls, boys step forwards left hand and arm around and wheel around. More with less!

22. (Again) Separate around one: Heads pass thru, turn your back on your partner, separate around one squeeze in (sides step apart and let them in) lines forward and back (delicate moment) its two boys and two girls together lets make it feel better center boy roll the girl away – that's OK each boy has a girl all the boys roll a girl away, allemande left you're home – another case of keep the music going and talk them thru. A useful sequence fits well here: Four ladies chain, heads promenade half way, to the middle pass thru, separate around one, forward and back, all star thru, centres pass thru, allemande left. Promenade 4 steps home.

25. California Twirl: Best taught from home. All four couples face partner, star thru you're facing out you just did a California Twirl do it again, hold the handy hand keeping it held face the partner, hold the hand up, star thru all in one movement you're home. Practice a couple of times and then do it from lines facing out.

26. Split the Outside Two: Best teach this simply from home, heads step forwards turn back on your partner and split the outside two and go between them (sides step apart and then back together) go around one and hooks on the ends and make lines of four. Forward and back, all left home.


Continued next month

On The Record ROUNDS

Ralph & Joan Collipi

122 Millville Street, Salem, NH 03079
(603) 898-4604 – ralph.collipi@Verizon.net



Take a  at what is just released...

Jelly Roll Quickstep

Phase III+2 (Vien. Trm, & Qtr Trms & Pro. Chasse) – QS/TS – The Ultimate Ballroom Album 7 “I Ain’t Gonna Give None of My Jelly Roll by Bobby Darin and Johnny Mercer – Betty Ann and Skip Brown

Great music and a very nice routine, you may slow for comfort if you wish. The quickstep portion contains only a couple of basic q/s steps. 2 step portion is easy...don't pass this one up.

My Regret

Phase IV+1 (Curved Feather) – Waltz – CD Days Of Wine And Roses Track Pozhale by Claudio Casanova and His Orchestra – Corinne and Ed Renauld

Nice flowing waltz. Cross checks, box finish to skaters, weaves, diamond turns, ending is promenade sway and oversway.

Promise Her Anything

Phase IV+2 (Back Lilt & Chk & Weave) – Foxtrot/Jive – CD Swingin’ with Dino Trk 10 by Dean Martin – Milo and Terry Molitoris

Wonderful foxtrot music and a very nice foxtrot/jive. 3 step, circle snaps, feather finish, back feather, side lock check and weave. Jive is basic jive steps with sole tap and American spin.

WOO-EE Baby

Phase IV+2+1 (Unph. Solo Left Trmg Basic) – Jive – CD 60129 Track 6 No fun Allowed by Glenn Frey – Aubrey and Joann Smelser

Catchy music, routine makes you smile. It has basic jive steps in it and also sailor shuffles, chicken walks, chasse rolls. Good basic jive.

Too Good to Be Cha Cha

Phase IV (Unphased Whip & Wrap & Stop & Go Hockeystick) – Rumba and Cha – Philips 40446 or LM0008 Can’t Take My eyes Off You by Frankie Valli – Russ Booz

Triple cha’s, sliding door, and basic steps with a little twist in them in the

Recordings reviewed
are supplied by
Palomino Records, Inc.
800-328-3800



INTERNATIONAL ASSOCIATION



OF GAY SQUARE DANCE CLUBS®

PO Box 9176, Denver, CO 80209-0176

1-303-722-5276

www.iagsdc.org

- No dress code
- No partner required
- Basic thru Challenge
- Fun & friends

23rd Annual Convention June 30 - July 3, 2006 Anaheim, CA

Canada: British Columbia, Ontario; Denmark: Copenhagen; Japan: Tokyo; USA: Alabama, Arizona, California, Colorado, Connecticut, District of Columbia, Florida, Georgia, Illinois, Maryland, Massachusetts, Michigan, Missouri, Nevada, New Mexico, New York, North Carolina, Ohio, Oregon, Pennsylvania, Tennessee, Texas, Washington, Wisconsin.

cha portion. Rumba has serpiente, chair rec. slip.

Good rumba and cha music.

Till The Water Stops Running

Phase II – 2 Step – ABC Label 11379 by Bill Crash Craddock – Russ Booz

Broken box, lace sequence, hitches, wrap and unwrap sequence in this routine.

Good one for your record box.

Coming Home

Phase V+2 – Bolero – CD Tom Jones Greatest Hits The Complete TJ – Bob and Jackie Scott

This bolero starts in shadow and intro has contra break included in that portion. Other bolero figures are: double hand hold opening out, syn. curl to shadow into sweethearts. Also has a leg crawl, riff turn, half moon. Ending is accompanied with an arm sweep. Very nice bolero.

All The While

Phase III+2 (Should. Shove & Am. Spin) – Jive – STAR 220B – Peg and John Kincaid

Basic jive with link rocks, chasses left and right, change hands behind the back, shoulder shove, point steps. Good one to introduce jive after you have cliniced the figures.

Under The Sea

Phase IV – 2 Step/Samba – STAR 220A – Peg and John Kincaid

This is an intro to samba with a smidgen of 2 step included. Samba steps are traveling volta's, criss cross voltas, spot voltas, samba turns. Another good one to introduce a new rhythm to the dancers.

Marshmallow World

Phase III+2 (Op. Tel. & Dia. Trn) – Foxtrot – Dino CD Track #10 CD – Milo and Terry Molitoris

Great phase 3 foxtrot. Left turns, hover, whisk, back hover, diamond turn, cross hovers, chair rec. point to a chasse. Don't pass this one up.

Round Dance with Ralph & Joan Collipi

Chesapeake Round-E-Vous Round Dance Weekend

August 25, 26, 2006 – Cherry Hill Campground, College Park, MD; Phases III-V and Soft VI

Staff: Filardo, MD - Collipi, NH

Contact: Dom Filardo - domfil@gmpexpress.net - Tel. 301-862-4928

Holiday Round Dance Ball

Dec. 28-31, 2006 - Jan. 1, 2007 – Landmark Resort Hotel, Myrtle Beach, SC - Phases III-VI

Staff: Pierce, AL, - Balckford, FL & AZ - Collipi, NH

Contact: Barbara Harrelson - bharrelson1juno.com; www.geocities.com/bharrelson1

122 Millville St., Salem, NH 03079-2238 • Ralph.Collipi@Verizon.net • 603-898-4604

Angels Don't Lie

Phase IV+1 (Op. Hip Twist) – Rumba – STAR 173 or RCA 47-9800 – Nancy and DeWayne Baldwin

Basic rumba, has time steps, open hip twist, New Yorkers, umbrella turns, open break. Ending is twist and kiss.

I'm Sorry I Answered The Phone

Phase II+1 (Unph. Front Twisty Vine) – Waltz/2Step – STAR 173 – Shigeyuki and Miwae Yamashita

Parts A and B are basic waltz steps. Twinkles, left turning box, twisty vine, prog. twinkles. Parts C and D are 2 step, vine and clap sequence with side touches, and step brushes. Ending is side lunge and tilt.

A Little Bit More

Phase III+2 (Hockey Stick & Um. Trns) – Rumba – STAR 214 – Nancy and DeWayne Baldwin

Nice basic rumba to good music. Hockey stick peek-a-boo double, crab walks. Ending is New Yorker in 4 and point.

Could It Be Magic

Phase IV+1 (Dbl Cubans) – Cha – STAR 214 – Nancy and DeWayne Baldwin
Open hip twist, fan hockey stick, alemana, parallel chase, lady lariats. Lady has transitions in this routine. Ending is stomp 3 times.

Happy Trumpeter

Phase III – 2 Step – Desert Gold Recording DGR018 – Ronnie and Bonnie Bond
Choreographer says slow to dance comfortably. Hip rocks, circle 2 step, fishtail, merengue 4, open vine, strolling vine, Charleston in closed position. Ending is cute look back & wink.

Silver Wings 2 Step

Phase II+1 (Fishtail) – Blue Ribbon 1018 Dance Ranch CD 1053 – Dee Smith
Basic 2 step, with fishtail, lace sequence, hitches, and 2 turning 2 steps.

CUE TIPS

*Selected by
Fran & Jim Kropf*



Happy Easter!

I Love You "MORE TODAY THAN YESTERDAY", "LET'S GO HOPPIN" at this weekend's dance.

More Today Than Yesterday

Dance By: Bev Oren, 2265 E. Lakeside Place #302, Corona, CA 92879

Record: Columbia 13-33166, "More Today Than Yesterday" by Spiral Staircase," flip "No One For Me To Turn To"

Rhythm/Phase: Jive, ROUNDALAB Phase III+2 (Amer Spin, Windmill)

Position: INTRO – CP WALL, DANCE – CP WALL

Footwork: Opposite, directions for M (except where noted)

Time: 3:00 @ 42-43 RPM

Sequence: INTRO, A, B, C, A, C, END

INTRO

[CP WALL] WAIT; WAIT; CHASSE L & R; FALLAWAY THROWAWAY – OVERTURN to fc WALL [LOP, BOTH fcg WALL];;

[LOP, BOTH fcg WALL] RK BK, REC, SD CHASSE – LADY in FRONT [OP, BOTH fcg WALL];

[LOP, BOTH fcg WALL] RK BK, REC, SD CHASSE – MAN in FRONT [LOP, M fcg LOD];

[LOP, M fcg LOD] LINK RK to CP [CP WALL];;

PART A

[CP WALL] FALLAWAY ROCK ~ CHG PLCS R to L [LOP, M fcg LOD];;;
CHG PLCS L to R ~ LINK RK to CP [CP WALL];;;

PRINTING • COLOR COPIES



Quality Printing at Quick Print Prices

Publishers of American Square Dance and
Bow & Swing Magazines

Phone (407) 886-7151 • Fax (407) 886-8464
34 E. Main Street • Apopka, FL 32703

[CP WALL] RT TURNING FALLAWAY [CP COH] ~ JIVE WALKS to RLOD
[SCP RLOD];;; THROWAWAY [LOP, M fcg RLOD];
[LOP, M fcg RLOD] CHG PLCS R to L to BFLY [BFLY WALL] ~ WINDMILL
- 2X ~ BASIC RK [CP WALL];;;;;;

PART B

[CP WALL] FALLAWAY THROWAWAY ~ AMER SPIN [LOP, M fcg LOD];;;
[LOP, M fcg LOD] CHG HANDS BEH BK - 2X BOTH TRN to fc WALL [LOP,
BOTH fcg WALL];;;
[LOP, BOTH fcg WALL] RK BK, REC, SD CHASSE - LADY in FRONT [OP,
BOTH fcg WALL];
[LOP, BOTH fcg WALL] RK BK, REC, SD CHASSE - MAN in FRONT [LOP,
M fcg LOD];
[LOP, M fcg LOD] CHG PLCS L to R to BFLY [BFLY WALL] ~ PROG RK into
2 RT TURNING TRIPLES [CP COH] ~
[CP COH] RT TRNG FALLAWAY [CP WALL];;;;; WINDMILL - 2X [BFLY
WALL];;;

PART C

[BFLY WALL] CHG PLCS R to L [LOP, M fcg LOD] ~ RK APT, REC, WRAP
in 2 TRIPLES [WRAPPED POS fcg LOD];;;
[WRAPPED POS fcg LOD] JIVE WALKS ~ THROWAWAY to LOW BFLY
[LOW BFLY, M fcg LOD] ~ DBL RK APT ~
[LOW BFLY, M fcg LOD] 2 FWD TRIPLES ~ RK APT, REC, WRAP in 2
TRIPLES [WRAPPED POS LOD];;;;;
[WRAPPED POS LOD] JIVE WALKS ~ THROWAWAY [LOP, M fcg LOD] ~
AMER SPIN [LOP, M, fcg LOD];;;
[LOP, M fcg LOD] CHG PLCS R to L fc COH [LOP, M fcg COH] ~ LINK RK to
CP WALL;;;

END

[CP WALL] FALLAWAY ROCK ~ RK BK, REC, SWIVEL 2 [SCP LOD] ~
[SCP LOD] THROWAWAY BOTH TRN to fc WALL [LOP, BOTH fcg
WALL] ~
[LOP, BOTH fcg WALL] RK BK, REC, SD CHASSE - LADY in FRONT [OP,
BOTH fcg WALL];
[LOP, BOTH fcg WALL] RK BK, REC, SD CHASSE - MAN in FRONT [LOP,
M fcg LOD];
[LOP, M fcg LOD] CHG PLCS L to R [LOP, M fcg WALL] ~ RK APT, REC, PT
to LOD & HOLD;;;;;;

Let's Go Hoppin'

Choreo: Shirley & Don Heiny, 11047 E. 550 N. Idaville, IN 47950
(Nov-Mar) 1900 Grace Ave. Lot 433, Harlingen, TX 7855

Record: Star 106A Bandstand Boogie (Flip) More Than Ever

Footwork: Opposite

Rhythm: Two-Step, Phase II+1

Sequence: A-B-B-A(1-8)-C-A(1-6)-ENDING **SPEED** 45

INTRO

WAIT; WAIT; CIRCLE SNAP 4 TO CP WALL

PART A

LEFT TRNG BOX W / HOPS;;; FC TO FC; BK TO BK; *BASKETBALL TRN;; 2 FWD 2 STEPS;; LACE UP;;; VINE APT; VINE TOG BFLY;

PART B

SD TCH SD TCH; SD 2 STEP; SD TCH SD TCH; SD 2 STEP; BACK AWAY 3 KICK & CLAP TWICE;; STRUT TOG 4;;

PART C

2 FWD 2 STEPS;; PROG SCIS CK;; FISHTAIL; WALK FC; 2 TRNG 2 STEPS;; SD DRAW CL TWICE;; 2 SD CLS; SD THRU; HITCH 6;; SCOOT 4; WALK FC;

ENDING

TWIRL VINE 2; STEP APT PT;

SUZIE Q CREATIONS
Specialty & Custom Engraving

Featuring

- ◆ CLUB BADGES
- ◆ FUN & MINI BADGES
- ◆ FUN BARS
- ◆ DESK PLATES
- ◆ DANGLES
- ◆ COMMERCIAL PLATES
- ◆ WALL & DOOR SIGNS

MOBILE SHOP AVAILABLE
We come to you for your special event!

YOU NAME IT - WE'LL MAKE IT
We will custom design your badge. Send us your sketch for free sample and price quote. Any size, shape and color. Two weeks on most orders.

P.O. Box 533910
Orlando, FL 32853
407/894-2227
407/894-1049 - fax

Web Site
www.floridadancing.com/suzieq

SusanElaine and Harry Packer
Owner

E-Mail:
cutie@bellsouth.net

When it comes to Quality and Service, we give a Hoot!



ALL THINGS CONSIDERED

By
Ed Foote



England Trip

Last October I made my 11th calling trip to England. In previous articles I have discussed that English dancers, and really all of Northern Europe, can dance material much better than U.S. dancers, so we won't go into that again. What struck me on this trip was how well the dancers danced to the music.

While European dancers have always "danced," as compared to many U.S. dancers who "walk," it was particularly evident on this trip. A floor of 12 squares danced in rhythm to the beat, and did this for 3 days, all while dancing difficult material. They had perfect timing for all the calls, so I did not have to "drop beats" in order for them to keep up. Seeing this from the stage was a visual experience I will long remember; it felt like riding a great stallion and being in perfect tune with every motion of the animal's body. If you've seen the movie "Seabiscuit", the last 20 seconds of the movie that shows horse and rider moving to the finish line in slow motion is a good example of the feeling.

The experience reminded me that this is the way people should look while dancing, at any program. By the way, the programs were C-1 and C-2, and the age mixture was about the same as in the U.S. (I mention this for those who say that Challenge dancers are awkward and not smooth, and that age causes people to walk instead of dance.)

One other item that I found interesting. At weekends in the U.S., from Mainstream right through Challenge, the standard procedure is for callers to workshop material. This is usually done heavily on Saturday morning and afternoon, as well as on Sunday if there is dancing then. Not in England. They told me "don't workshop - just call." They want to "dance" on their weekends, not walk material. Their feeling is that there is plenty of time to walk material and practice in the weeks and months before a weekend, and that a weekend represents the opportunity to dance what they have learned, not to walk more material.

English mindset. I happened to have a discussion with an English caller about the difference in mindset of U.S. dancers and English dancers. In the U.S. if a caller, at Mainstream, Plus, Advanced and sometimes Challenge does a piece of creative choreography and most of the floor has difficulty with it and breaks down, the dancers will consider the material a gimmick and look down on the caller for having presented it. If the caller asks: "Do you want to try that again?" the answer from the floor is usually a loud "NO!"

In England the reaction is "YES!" I asked the caller why. He said the dancers want to learn from the material, because this will improve their dancing. So they always want to try it again.

Grand Square. According to a dancer in England who is knowledgeable in the history of folk dancing, Grand Square first appeared in print in 1651, and it had been in existence some time before that. The name of the dance was not Grand Square, but the footprint action was exactly the same.

THE COUNTRY LINE

By
Mike Salerno



Welcome back to our monthly conversation about line dancing. I just returned from my annual trip to the Dance Camp sponsored by the National Teacher's Association for Country Western Dance (NTA). We learned lots of dances, renewed old friendships, and began new ones. I spent most of my time in technique classes learning the best and most efficient way to execute movements. The application of even a little technique makes dancing effortless and fun. The most basic application of technique requires using the five major and four minor foot positions. I have listed the positions below. Try, as you stand with good posture, to apply the foot positions to each movement you execute. This will make you look like a confident and polished dancer.

I generally dislike dances that are not choreographed in sets of eight counts (sets of six counts for Waltz dances) because they do not fit the musical phrasing. Like this month's dance, some classic dances fall into this category. Flying Eights is an easy classic dance that I hope you will enjoy. This dance has been around for a while and has regional differences. This is the version I use in my area. Give it a try. If you have any questions about this dance or a suggestion for a future column, please contact me at PO Box 2685, Topeka, Kansas 66601-2685. I can also be reached via e-mail at KSDanceguy@aol.com. Until next time, I will save you a spot on the dance floor.

This Month's Line Dance: Flying Eights aka Flying 8's

Basic Steps (Official NTA Definitions):

Basic Steps: Every step you take should be in one of these Five Major or Four Minor Foot Positions.

Five Major Foot Positions

1st Position: Stand with feet together. Heels together. Toes slightly apart.

2nd Position: Stand with feet shoulder width apart.

3rd Position: Heel of one foot to the instep of the other foot. Used for triple steps or rock steps.

4th Position: Walking step forward or backward.

5th Position: Heel of one foot to the toe of the other foot with both feet

National Square Dance **DIRECTORY**

Information and contacts for thousands of clubs in the U.S., Canada and around the world. Great for traveling and planning vacations.

\$9.95 (plus \$4.00 postage and handling)
Life Subscription - \$50.00

PO Box 880, Brandon MS 39043
(800) 542-4010

turned out. Used for rock steps and create torque for spins turns.

Four Minor Foot Positions:

Extended 3rd Position: Start in 3rd position and take a step forward with lead foot.

Extended 5th Position: Start in 5th position and take a step forward with lead foot.

Locked 1st Position: Cross one foot either in front of or behind the other in 1st Position.

Locked 2nd Position: Cross one foot either in front of or behind the other in 2nd Position.

Dance Posture: Align the head over shoulders over hips over knees over the balls of the feet.

Grapevine: Vine is an abbreviation. A continuous traveling step pattern to the side with crosses behind and or in front in 3rd or 5th position.

Scuff: To brush the heel forward.

Step: The transfer of weight from one foot to the other.

Stomp: To step with a change of weight

* Prompting Cues are in Bold Lettering

55th National Square Dance Convention

June 21-24, 2006, San Antonio, Texas

Last Name Only _____

Address _____

City _____ State _____

Nation _____ Zip Code _____

Phone _____ Fax _____

First Name For Badge

Adult _____ \$50.00/delegate registration
fee before May 31, 2006

Adult _____ \$60.00/delegate registration
fee after May 31, 2006

Youth _____ Total \$ _____

Youth _____

(Under 5 years of age free)

55th National Square Dance Convention

Registration Office 210-521-7185

email: registration@55thnsdc.org

P.O. Box 160639, San Antonio, TX 78280-2801

www.55thnsdc.org

NAME: Flyin' Eights

DESCRIPTION: 20 Count, 2 Wall, Beginner Line Dance

CHOREOGRAPHER: Unknown

MUSIC TEMPO SUGGESTIONS:

Slow - Who's Cheatin' Who by Alan Jackson (132 BPM)

Medium - Hillbilly Rock by Marty Stuart (140 BPM)

Fast - Third Rock From the Sun by Joe Diffie (154 BPM) or Any Moderate to Fast Tempo

CUE SHEET MAGAZINE

A Great Source For Cue Sheets

12 Issues Per Year - Subscription Rates

\$40.00 USA via Presorted Mail

\$49.00 Canada via First Class

\$55.00 Foreign via Printed Matter Surface Mail (Europe only)

\$32.00 Online

4015 Marzo St., San Diego, CA 92154

Phone: 619-690-4361 • Fax: 619-690-4016

<http://www.cuesheetmagazine.net>

E-mail cute cuer@cox.net or csms@cox.net

COUNTS/STEP DESCRIPTION

Vine Left, Vine Right With A 1/4 Turn Right

Dance Begins in 1st Position

- 1-2) Step Left Foot to Left Side (2nd Position), Cross/Step Right Foot Behind Left (3rd or 5th position)
- 3-4) Step Left Foot to Left Side (2nd Position), Scuff Right Foot Beside Left Foot (1st Position)
- 5-6) Step Right Foot to Right Side (2nd Position), Cross/Step Left Foot Behind Right Foot (3rd or 5th position)
- 7) 1/4 Turn Right on Ball of Left Foot, Step Right Foot Forward (4th Position)
- 8) Scuff Left Foot Beside Right Foot (1st Position)

Vine Left With A 3/4 Turn Left, Stomp, Stomp, Stomp, Scuff

- 9-10) Step Left Foot to Left Side (2nd Position), Cross/Step Right Foot Behind Left Foot (3rd or 5th position)
- 11) 1/4 Turn Left on Ball of Right Foot, Step Left Foot Forward in 5th Position (to prepare for 1/2 turn left)
- 12) Hitch Right Knee (1st Position) as you Pivot 1/2 Turn Left on Ball of Left Foot
- 13-14) Stomp Right Foot Forward (4th Position), Stomp Left Foot Forward (4th Position)
- 15-16) Stomp Right Foot Forward (4th Position), Scuff Left Foot Forward (1st Position)

Step, Scuff, Step, Scuff

- 17-18) Step Left Foot Forward (4th Position), Scuff Right Foot Forward (1st Position)
- 19-20) Step Right Foot Forward (4th Position), Scuff Left Foot Forward (1st Position)

Let's Dance It Again & Again

MOORE ON CONTRA

By
Paul Moore



Poetry in Motion

Almost all callers use rhyme in their patter, whether they are calling contras, old time squares, or modern squares. Usually the rhymes show up during a promenade: “swing that gal and home you go, like a chicken in the bread pan pickin’ out dough,” or “meet your honey and swing and whirl, promenade go around the world.” These are ways to keep the rhythm of the dance going vocally, and they are to add a little entertainment filler.

Several figures lend themselves to poetry patter, such as Square Thru 4, Swing, and Promenade. We no longer dance one of the greatest figures for verse: DoSiDo. A what!? Yes, Virginia, there is an old figure called DoSiDo, and until it was dropped from the standard list of basics, it was one of the most popular figures in square dancing.

Easterners (and now Modern Western Square Dancers) are used to DoSaDo. This term derives from the French, meaning back-to-back (dos a dos). And back-to-back is still the correct way to dance it. (Where the waist around dosado comes from is another story.) But, in the early part of the 20th century, up until about 1960, dancers from the West knew a figure called DoSiDo, which derives from the Spanish for two and two.

DoSaDo is for two dancers, while DoSiDo is for four dancers. The simple version starts with two couples facing each other. Each couple turns partner by the left, then faces across to the other couple, and with the men passing back to back with each other, turn the opposite lady by the right; the men again go back to back to the partner to turn by the left (and often right into a promenade or a progression to the next couple).

The story from Dr. Lloyd ‘Pappy’ Shaw is that dancers in London could pronounce DoSaDo correctly, but once you got out of town, pronunciation was anything but standardized. For example, the word “Bethlehem” was pronounced “Bedlam” (and how bedlam got its modern meaning is yet another story). Anyway, the dear Scots and the folks of Appalachia said DoSiDo instead. Pappy tells of someone taking notes at a dance where he was using DoSiDo. At the end of the



15th Canadian National Convention
July 13, 14 & 15

www.geocities.com/convention2006

www.squaredance.qc.ca

Toll free 1-866-206-6696 (In Canada)

The Florida Dance Web

News and items of interest to Dancers

Whatever you want to know about dancers, vendors, clubs, callers, cuers, associations, news from the dance world and much more. Visit us daily to keep up to date. Over 12,000 people per month drop by from all over the world. Are you one of them?

<http://floridadanceweb.com>

Clubs, Vendors, Callers, Cuers - You can have your own web site on the [Squaredancing.org](http://squaredancing.org) for only \$35.00 per year. (<http://squaredancing.org/yourclub>)

This includes club officers, pictures and schedule with annual updates.

Visit http://squaredancing.org/web_design.htm for all the details

Tomperry@tipiproductions.com

dance, the man came up to Pappy with a drawing of a cute little deer coming over a hill; the caption was Docey-Doe. That became the spelling Pappy used from then on.

Dr. Shaw describes Docey-doe as two couples circling to the left. Each lady then drops hands with both men, steps in front of the man to her right (the opposite); the two ladies then go back to back with each other to give a left hand to their partners. Everybody pulls the partner by with the left and reaches across the set to turn the opposite by the right. The men can go back to back to reach out to the partner with the left and roll into promenade position.

What a great time for a little filler poetry! And old time callers had some great stuff (and some really corny stuff, too). Here are some samples.

Found a jaybird, shot him down
Picked him clean and fried him brown
Took a big bite and wallowed it around
Backed my ears and swallowed him down.

Rabbit in the pea patch, pickin up peas
Along came a wild cat kickin' up his knees
A goose chewin' tobacco, a duck drinkin' wine
A hen plays a fiddle on an old gourd vine.

California boys are fast
Whistlin' when the girls go past
Mountain boys are debonair
They just grab you by the hair.



But, few of us can hear the difference between DoSado and Docey-doe when we are dancing – not to mention how many callers don't hear the difference either. There was mass confusion: did the caller mean back to back, or did he mean partner left...? The solution came out of Lloyd Shaw's caller schools. It was

HILTON

SOUND SYSTEMS



AC-205 full feature variable speed turntable and two channel amplifier. Remote volume control and record reset from microphone.



Small and lightweight MA-150 power amplifier and microphone mixer. Ideal for use with MD, CD players and laptops.

Caller's Angels V4.0 computer choreography program on CD is now available with voice recognition allowing the user to speak the calls into a microphone and watch the monitor icons execute the call. Also available is version 3.2 on CD without the voice recognition feature.

HILTON AUDIO PRODUCTS, INC.

1033-E Shary Circle, Concord, CA 94518-2407
FAX: 925-682-8497 - email: hiltonaud@aol.com



Telephone: 925-682-8390

www.hiltonaudio.com

decided that DoSaDo would stay unchanged. Docey-doe would stay with old time squares. But, what to do with Docey-doe in Modern Western Square Dance? The solution was a stroke of genius: 1) slightly change how the figure was danced, and 2) change the name.

The figured changed from two couple figure to a circle of eight (or an all eight promenade). From the circle, dancers could drop hands, turn to the partner and turn left, go to the corner to turn right, and back to the partner to turn left. You have probably figured out that the name of the figure is DoPaso, named for the Texas border town. Unfortunately too many callers are stuck on only one or two ways to set the call up. Some of the more creative callers use DoPaso in very imaginative ways.

DoPaso also shows up in some contra dances. Here is a dance that uses DoPaso to great effect.

North of Juarez by Paul Moore

- Intro: ----, corner dosado
1-8: ----, Actives start DoPaso (partner left)
9-16: -- Corner right, Partner left (courtesy turn), Down in 4
17-24: --- Turn alone, -- Come back
25-32: -- Bend the line, -- Ladies chain
33-40: ----, -- Flutterwheel
41-48: ----, -- Right and left thru
49-56: ----, -- Same four star left
57-64: ----, New corner dosado

Happy dancing.

CALLERLAB VIEWPOINTS

By
Tim Crawford



Its convention time again!!! Annually CALLERLAB members and guests meet around the country for 4 days of fellowship, fun, education and a lot of dedicated hard work for the betterment of our Calling Craft and dancing in general.

The 2006 Annual CALLERLAB Convention will be held on April 9-12, 2006, at the Renaissance Suites Hotel (www.callerlab.org/convention/hotel.asp) in Charlotte, North Carolina. I hope to see you there!!! More than that I want you to be there so you can be part of the discussions, the education and probably most importantly the camaraderie!

This year is the triennial review year so the program committee's will be considering the programs and enhancements to them. If you have any feelings on the programs, this would be the year to attend so you can have the benefit of discussion surrounding our programs.

While CALLERLAB's focus is the programs and the maintenance of them, it is only part of what happens at Convention. Subjects like professional conduct, history of our dance, traditional dancing, technical aspects of choreography, and promotion and preservation of Square and Traditional Dancing will be discussed. Modern technology has emerged in Calling these days and we will have sessions on digital music and computers during the convention.

CALLERLAB's Convention is a time to improve what we do. A time to be part of the discussions that help shape our future as callers and leaders. Attend the convention and be heard...it's your choice!!!

I look forward to seeing you there!!!

Tim Crawford, Chairman of the Board (CALLERLAB.ORG)

Aron's Square Dance & Western Wear Shop

Discover
Card

1735 Huntington Drive, Duarte, CA 91010
New Phone: 626-303-7032 Fax: 626-303-7096
Email: aronsquare@earthlink.net
www.AronsSquareDanceShopAndPatterns.com

Mastercard
VISA

**Come by our Booth 115-116-117-99 at the National
Square Dance Convention in San Antonio, Texas: June 22-24, 2006**

New 2" Non-Roll Elastic For making Belts, and 2" Buckles in Gold, Silver or Copper.

We have Souvenir Badges with Rhinestones and the New National Directory.

Men's Towels & Jewelry, Magnetic Badge Holders and Lots More!

We have "Historic Route 66" T-shirts, Pins & Souvenir Items - see our webpage.

Looking for something? Call us - we will mail order it to you.

Berea Children's Home & Family Services (BCHFS)

Berea, Ohio – January 20, 2006 — Great dancing music echoed through the Berea High School auditorium on January 8, 2006. This was the scene for the 24th Annual Charity Northeast Ohio Square Dancers event, in which over 200 dancers from the Northeast Ohio came to dance the afternoon away and raise over \$3,600 for Berea Children's Home & Family Services.

Groups came from the Youngstown area and Sandusky, down through Steubenville and right up to the heart of Berea. In addition to having different callers announce traditional square dance steps, there was also a silent auction which included gift certificates to restaurants, baskets, and collectibles; a 'caller' raffle; and teddy bear collection. Through the years, the group has raised nearly \$50,000 for BCHFS. Funds were initially immediately used for priority needs at the agency, including blankets, diapers, toiletries, and counseling services for families in need.

In 2003, the group decided to use all future funds raised through the dance to establish the permanent Northeast Ohio Charity Square Dancers Endowment Fund. Funds in the endowment are invested wisely, with the principal allowed to grow from year to year. Each year, only a portion of the interest earned is distributed for current priority needs at BCHFS, such as graduation expenses, emergency utility payments, and more. Since 2003, this Endowment Fund currently holds nearly \$12,000.



Ray Miller and Tom Rudebock

ity needs at BCHFS, such as graduation expenses, emergency utility payments, and more. Since 2003, this Endowment Fund currently holds nearly \$12,000.

"We are proud to have formed this relationship with the square dancers," said Rich Frank, BCHFS president and CEO. "We value this partnership and rely on philanthropically-minded individuals so that we can best-serve the children and families of the community."

Special thanks goes out to Tom Rudebock and Ray Miller for coordinating the specific pre- and post- planning of the event, and to Vicki Gillum at Berea High School for arranging the logistics and setup at the dance.

BCHFS serves over 9,000 children and families a year through 37 social

service programs; 94% live at or below the poverty level. Founded in 1864, BCHFS operates on the belief that children and families have hopes and dreams that can one day be the reality of their future.

Callers and cuers donating their time were: Danny Beck, Nowalk, Ohio; Hank Butler, Brecksville, Ohio; Charlie Brown, Mantua, Ohio; Ken Campbell, Chardon; Mike Hall, Howard, Ohio; Bruce Haslip, Steubenville, Ohio; Jay & Thelma Kaser, Canton, Ohio; Kristy Lake, Hanoverton, Ohio; Ray Miller, Middlefield, Ohio; Skip Reuschman, Mogadore, Ohio; Tom Rudebock, Leetonia, Ohio; Jody Serlick, Cuyahoga Falls, Ohio; Tom Strickland, Kipton, Ohio; Al Wolff, Brunswick, Ohio.



59th SILVER STATE SQUARE AND ROUND DANCE FESTIVAL

May 12, 13, 14, 2006

Reno Hilton, Grand Sierra Resort
2500 E. 2nd Street, Reno, Nevada

MAINSTREAM • PLUS
ADVANCED
ROUND DANCING
FRIDAY - SATURDAY - SUNDAY
HANDICAPABLES
Caller: Jerry Verby
FRIDAY AND SATURDAY
FRIDAY DANCING @ 7P.M.
EVERYTHING
UNDER ONE ROOF

- Dancing
- Vendors (Open Friday @ 1PM)
- Restaurants
- Leisure Time Activities
- Free Parking

Special room rates and reservations: 1-800-648-5080 (Deadline: 6 Apr '06)
Mention: Silver State Square & Round Dance Festival (Account FEST 6)
KOA RV Spaces: 1-888-562-5698 - mention Square Dance Festival for Discount



Tim & Debby
Vogt
Las Vegas, NV



Randy Dougherty
Mesa, AZ



Gary Shoemake
Sevierville, TN & Mesa Az



Mike Sikorsky
Mesa AZ



Steve & Judy
Storm
Salt Lake City, UT

Trail's End Dance
Thurs., May 11, 2006
Pay At Door

Further Information: Chairman Don Swartz (775) 883-2937 • Registration: gary-celeste@hotmail.com
Website: www.squaredancenevada.com • Email: shefree2@pyramid.net
SQUARE DANCE ATTIRE AT ALL EVENING FUNCTIONS

PRE-REGISTRATION PACKAGE - ALL EVENTS (3 DAYS) ENDS APRIL 6, 2006
(3-DAY REGISTRATION - FRIDAY, SATURDAY, SUNDAY - AT THE DOOR, \$80.00/COUPLE, \$40.00/PERSON)

\$70.00 (Per Couple) \$35.00 (Per Person)

PRE-REGISTRATION PACKAGE - ALL EVENTS (2 DAYS) ENDS APRIL 6, 2006
(2-DAY REGISTRATION - FRIDAY, SATURDAY - AT THE DOOR, \$70.00/COUPLE, \$35.00/PERSON)

\$60.00 (Per Couple) \$30.00 (Per Person)

PER-EVENT RIBBONS WILL BE AVAILABLE ONLY AT THE DOOR
FRIDAY NIGHT ALL DAY SATURDAY SATURDAY NIGHT SUNDAY
\$20.00/PERSON \$25.00/PERSON \$20.00/PERSON \$15.00/PERSON

Youth 18 & Under: \$25.00
Handicapables \$15.00

NO REFUNDS AFTER APRIL 6, 2006
\$5.00 PER PERSON CANCELLATION

Name: _____
Address: _____
City: _____ State: _____ Zip: _____
Phone: _____ Email: _____
Visa/Mastercard (Must Complete)
No.: _____ Exp. Date: _____
Signature: _____

Make Checks Payable To:
Silver State Dance Festival

Mail To:
Silver State Dance Festival
P.O. Box 2716
Reno, NV 89505-2716

Check Primary Interest: MS Plus Advanced R/D: II III IV V VI
 Youth Handicapable

I am Solo Traveling By RV

POINT OF ORDER



From Kappie Kappenman

INTERIOR DECORATION

Believe it or not, your interior decorations are very important to your club atmosphere. You may have your usual hall decorations, provided you are in a facility that is used by many square dance clubs, or you may be using a church facility or a grange hall which needs a little sprucing up each time you dance. Many clubs find that just a few table decorations or flowers help to liven the mood for the dance, or potluck and save the elaborate decorations for special holiday occasions. When special decorations are needed for a dance, it is an opportunity for your new club members to help and feel a part of the club. This is quite often when you find what hidden talents you have in your new members. They need to feel active and a part of your club. Many members who have been members for some time, find this decoration preparation sometimes “boring”, whereas new club members find it to be quite exciting. Should you have active members who enjoy doing the decorating all the time, a good solution would be to have some of the new dancers work with them, and get your new ideas from the new dancers who are not aware as to how it has been accomplished in the past.

We all become a little “old-fashioned”, no matter how young or old we are and need a boost from those new dancers who are just learning all about square dancing! Most clubs get a new boost of enthusiasm when their class people graduate. The caller also gets a new boost in his blood and the club members have to pay a little more attention at the dances to keep up with those dancers just out of classes. Keep your club activities interesting to all your club members and don't forget any of them. Each and every member is what keeps your club going. Part of your “interior decorations” should be your greeters at the door each dance. If they radiate heat and excitement, the dancers will continue to do so, on into the evening.

ELECTRICITY

The electricity of your club will be your new members. Most often, your new members will be from your graduation class. They could very well be from your guests, who have found a good place to dance and enjoy the friendliness of your members, or especially like the location of your dances. If they visit your club more than two or three times in succession, maybe it is a good time to invite them into your club (depending upon how your club takes in new members). Occasionally these dancers are looking for a new “home”, and will be shy and other times they may be quite “open” and just tell one of your members they wish to join. This is when it pays to have rules and regulations in your club by-laws regarding membership. If your club is a teen club, you wouldn't want a couple in their twenties in your club, or if your club is mainly senior citizens, you wouldn't want a couple of collect-age dancers in your club. Maybe your club takes singles and

couples, or maybe your club takes only couples. It is best to have rules regarding club membership so that no great problems arise.

Your club needs electricity running through it at all times. If you have something that is unusual or something that runs smooth, let other dancers know about it. Do your advertising, and let everyone know that you have a super caller, cuer, or a new dance plateau. Advertising is one of the key points to a successful club. If your club is small and cannot spend a great amount of money on advertising, seek out and use some "inexpensive advertising". Let your dancers do the advertising by word of mouth, and visit other clubs and invite dancers back to dance with you. Almost all successful clubs do this sort of advertising and have a good supply of dancers that "brag" about their dancers or their caller. This is where it is extremely important that your members wear their club badges when visiting, or caravanning to another club. They will remember who they enjoyed dancing with.

FIREPLACE AND HEATING

In addition to your electricity in your club, you need the fireplace to keep the home fires burning. You new members kindle your fire and beware of any "loggerheads" that complain and moan! The warmth you have in your club is important. If the warmth in your club dies down, it is sometimes very difficult to rekindle the fire and rejuvenate it again. Many long established clubs sometimes have this problem arise. Almost every member has been an officer, and after a few years, they do not even have anyone to bring to classes, since all of their friends have square danced or are dancing. A club has a terrible time pulling themselves out of this rut, and quite often, a club ends up disbanding, after this has happened. Following several attempts to get a new class started, and after a year or two of no new club members, there is not a fire, or even the electricity to keep a club in existence. Without new classes and the kindling these new members bring, it is often the downfall of a club. Many clubs realize this in time and join with another club and then **just survive** on their small membership and keep the close friendship of square dancing holding some of them together.

WINDOWS AND DOORS

Our windows and doors of our club should always be open or closed. Our doors, however, sometimes should remain closed to problems within the club. Small club problems should remain within the club, and should not be carried out the doors. This is important to remember for any club. Many times things discussed between the president and the caller, or officers should not be carried out the doors, or things discussed at club meetings should be taken care of within the "doors" of the club. Your greatest desire should be for other dancers to look "in" and see a pleasant atmosphere and "nice setting".

To be continued

Corben's Jargon

If you are ever having a bad night square dancing, just repeat these words to yourself over and over again. "It's just a hobby. It's just a hobby. It's just a hobby..."

Palindrome

Clark Baker of Belmont, Massachusetts

February's issue had an informative article by Paul Moore on Symmetry. He described the elegant symmetry that is present in contra dance music and in certain contra dances. The following sentence prompted this article: The victim of MWSD choreography has been smoothness, music awareness, and symmetry.

A palindrome is a word, phrase, or line of verse which reads the same forward or backwards. The number 123454321 would be a palindrome (quick, what is its square root?). The name "Eve" is a palindrome. The sentence "Able was I ere I saw Elba" is a palindrome (though a little stilted). Consider also, "A man, a plan, a canal, Panama!" where the spaces have to be placed appropriately.

While palindromes also exist in music and in regions of DNA you may be interested to know that they also exist in MWSD in at least two forms. Consider the following C-1 call:

Swing the Fractions – From parallel waves, or other appropriate: Those who can Turn 1/4 by the Right, those who can Turn 1/2 by the Left, those who can Turn 3/4 by the Right, those who can Turn 1/2 by the Left, and those who can Turn 1/4 by the Right.

It has 5 parts and the parts read the same from beginning to end or from end to beginning. Swing Thru Once And A Half would also be a palindrome. Can you think of others?

I was recently exposed to another form of palindrome by one of the most creative Challenge callers in the business — Vic Ceder. With his permission, consider the following C-1 sequence of calls:

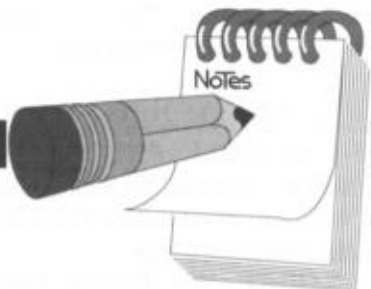
Heads Recycle
Sides Divide & Star Thru
Extend
Relay The Top
Scatter Scoot
Swing The Fractions
Split Circulate
Split Circulate
Swing The Fractions
Scatter Scoot
Relay The Top
Extend
Sides Divide & Star Thru
Heads Recycle
HOME



It starts and ends in a squared set at home. You can start at the beginning and dance to the end, or start at the end and dance to the beginning. It reads the same both ways!

Vic has created dozens of these sequences for C-3 and C-4 dancers. The large number of calls and concepts available at C-4 allows the creation sequences that exhibit these symmetries. More information on Vic can be found at www.ceder.net.

WHAT'S AHEAD



Association/Federation festivals, conventions or benefit dances can be listed free of charge in *What's Ahead*.

We need the event date, name, location including city and state, contact address, phone number, and email if any.

Please send us the event information as early as you want, but we prefer to receive it more than six months in advance of the event's scheduled date.

NATIONAL CONVENTIONS (U.S.A.)

USA National Square Dance Conv.

June 21-24, 2006 – San Antonio, TX

June 27-30, 2007 – Charlotte, NC

June 25-28, 2008 – Wichita, KS

June 24-27, 2009 – Long Beach, CA

Intl. Assoc. of Gay Square Dancers:

June 30 - July 3, 2006 – Anaheim, CA

May 25-27, 2007 – Denver, CO

July 3-6, 2008 – Cleveland, OH

May 21-24, 2009 – Washington, DC

APRIL 2006

7-8 **IOWA** – The Iowa State Square and Round Dance Convention, Cedar Rapids Marriott, 1200 Collins Rd., NE, Cedar Rapids; Dean AND Ruth Ann Deemer, 2622 Jordans Grove Rd. Marion, IA 52302; phone 319-377-5190; radfdd@netzero.net

7-9 **ARKANSAS** – 14th Annual Jamboree, Pine Bluff Convention Center, Pine Bluff; Ray and Juanice Jones, 306 Monk Road, Pine Bluff, AR 71602; 870-247-4848

10-12 **NORTH CAROLINA** – CALLERLAB Convention, Renaissance Charlotte Suites Hotel, Charlotte; www.callerlab.org

20-24 **AUSTRALIA** – Australia's 47th National Square Dance Convention, Gosford, Central Coast NSW; Amanda Kingsley, Publicity Manager, www.47ansdc.org.au

21-22 **IDAHO** – 7th Annual Rocky Mountain Shindig, Salmon Elks Club, Salmon; Virginia Perry, 37 Lover's Lane, Salmon ID 83467; 208-756-3166; vpp521@yahoo.com

21-22 **KANSAS** – Spring Festival, Wichita, Wholesale Fireworks Building, 7150 So. Broadway, Haysville; David and Charlotte Stone, 3510 So. Hiram St., Wichita, KS 67217; 316-942-6852; stonedavidc@cox.net

21-22 **OKLAHOMA** – HASSDA'S 26th Annual Spring Festival, "Okie from Muskogee", Muskogee, Oklahoma Civic Center; Dave Hitchcock, 918-409-8072; Varch1@aol.com; www.wesquaredance.com/HASSDA_Festival/

21-23 **PENNSYLVANIA** – Operation Pocono Manor; Sheila 610-799-6336 or Cathy 610-282-0436

28-29 **NORTH DAKOTA** – 54th Annual Square, Round and Clogging Convention, Jamestown Civic Center, Jamestown; Harold and Sylvia Broeckel, PO Box 591, McClusky, ND

58463; 701-363-2464;
SHBbroeckel@pocketmail.com

MAY 2006

5-6 **CANADA, BRITISH COLUMBIA** – Mayfest '06, Chase; Dennis and Pat Pinske 250-573-3568; dennis_pinske@shaw.ca

5-6 **OHIO** – 46th Buckeye Dance Convention, Dayton Convention Center, 22 East Fifth Street, Dayton; Steve and Sharry Hayden 937-233-7180; steve@HaydenInc.com

5-7 **NEW MEXICO** – 26th Annual New Mexico Singles Square Dance Fling, ASDC Hall, 4915 Hawkins, Albuquerque; Kathi Raver 505-286-9000 or Kathleen Rogers 505-897-4313; kathiraver@earthlink.net or redoc99@aol.com

6 **NEBRASKA** – The 66th Annual Lincoln Festival, Lincoln Northstar High School, 5801 North 33rd Street, Lincoln; Ruth Tenopir 402-464-0368.; mema0601@netscape.com

11-13 **CANADA** – Toronto and District 45th Annual International Square and Round Dance Convention, St. Catharines, Ontario; Dorothy Budge, 111 Ontario Street, North, Apt. #401, Milton, ON. L9T 2T2; 905-875-0268; budge@sympatico.ca

12-14 **NEVADA** – 59th Silver State Square & Round Dance Festival, Reno Hilton/Grand Sierra Resort, 2500 E. 2nd St, Reno; Registration: garyceleste@hotmail.com; Website: www.SquareDanceNevada.com; Don Swartz 775-883-2937

18-20 **VIRGINIA** – 18th Annual Virginia Square and Round Dance Association (VASARDA) State Convention - "Kiki Walk to a Luau"; Holiday Inn and Conference Center, Hampton; Joyce Halfhill, 757-426-6195; boo2boo@cox.net; Marie Ingerson,

757-368-9177; tei199@cox.net; www.vasquaredance.com

19-20 **GEORGIA** – 24th Anniversary Dance by Georgia State Singles, Crowne Plaza, 108 First Street, Macon; John Dean 770/971-8610; aojd60@yahoo.com; Kay Reed 478/474-8827; kay.reed@robins.af.mil

20 **VERMONT** – Vermont 30th State Square & Round Dance Convention, Barre Town Elementary School, Barre; Bud and Judy Clifford, P.O. Box 54, W. Danville VT 05873; 802-563-2777; jclifford@danvillek-12vt.org

26 **GEORGIA** – Salute To America, Howard Community Club, 5645 Forsyth Road, Macon; Joyce Mosely 935-8364

26-28 **FLORIDA** – Florida State Convention – Lakeland Center, Lakeland; Garland and Carole McKenzie

27-28 **NEBRASKA** – 23rd Annual Single Wheelers Memorial Weekend Square Dance, Gymnasium at Nebraska Christian College, 1800 Syracuse Avenue, Norfolk; Mary Wilson 402-371-9276; marylw@kdsi.net

JUNE 2006

1-3 **NORTH DAKOTA** – 47th Annual Square, Round and Clogging Convention, Bismarck; Ray Hall at 47conv@bis.midco.net; http://47th.rayrose.com

2-4 **NEW ZEALAND** - New Zealand National Convention, Palmerston North; www.geocities.com/sdnz01/convention

9-10 **COLORADO** – 51st Colorado State Square Dance Festival (Teddy Bear Picnic), Douglas County Fairgrounds, Castle Rock; Bill and Paul Heiny, 8256 Johnson Ct., Arvada, CO 80005; b_heiny@yahoo.com; 303-420-8700

9-11 **MINNESOTA** – 54th Minne-

sota State Convention, St. Cloud Civic Center, St. Cloud; Roger and Julie Schackman 320-597-2053; Genevieve Jerke 320-598-3308

12-16 **TENNESSEE** – Don's Callers' Schools, Charray Inn, Greeneville; Don Williamson, 52 Crest Drive, Greeneville, TN 37745

16-18 **CANADA, BRITISH COLUMBIA** – South Cariboo Square Dance Jamboree, Lac La Hache community Hall, South Cariboo; 250-395-2865 or 250-397-2076

20 **TEXAS** – Waterloo Squares Trail In Dance, South Austin Activity Center, 3911 Manchaca Road, Austin; Brad 512-282-7402; www.asrda.org/clubs/waterloo

21-24 **TEXAS** – 55th National Square Dance Convention, San Antonio Convention Center, San Antonio; P.O. Box 160639, San Antonio, TX 78280; registration@55thnsdc.org; 210-521-7185

30 - July 3 **CALIFORNIA** – Wish Upon A Thar, 23rd Annual International Association of Gay Square Dance Clubs (IAGSDC) Convention, Anaheim Marriott Hotel, Anaheim; info@wishuponathar.org; www.wishuponathar.org; Wish Upon A Thar, 4335 Van Nuys Blvd. Ste 240, Sherman Oaks CA 91403-3727

JULY 2006

7-8 **ILLINOIS** – Midsummer Mania, Hinsdale Community House, 415 West Eighth Street, Hinsdale; www.midsummermania.com; maniac@midsummermania.com; Jim and Lauren 630-941-1960

10-14 **TENNESSEE** – Don's Callers' Schools, Charray Inn, Greeneville; Don Williamson, 52 Crest Drive, Greeneville, TN 37745

13-15 **CANADA** – Canadian Na-

tional Convention, Macdonald College, John/Abbott Campus, Ste Anne de Bellevue, Quebec; Earleen and Russell Biggs eandrbiggs@aol.com; 450-923-0412; www.geocities.com/convention2006

23-28 **CALIFORNIA** – California Caller College, Clovis; Frank Lesclinier, Frank253@hotmail.com; Frank253.tripod.com; (909) 229-3031; FAX (714) 525-8845

28-30 **ILLINOIS** – 23rd Illinois Square & Round Dance Convention, Northern Illinois University, Holmes Student Center, DeKalb; Tim and Donna Cardwell, 28065 N. Spring Court, Mundelein, IL 60060; 847-526-5414; drtc28065@direcway.com; www.ilsquaredanceconvention.com

28-30 **WASHINGTON** – Summerama, Spokane

AUGUST 2006

4-6 **COLORADO** – Hi Country Weekend, Westcliffe School Gym, www.squaredancing.com/seasdc/special_dances.htm; Info: HCW-Colorado@earthlink.net; Don Meyer 719-685-1873

9-12 **HAWAII** – 7th USA West Square Dance Convention, Honolulu; Tim and Melissa Voss Trvoss@aol.com; Tom and Elaine Ehrhorn 808-668-1598; USAWest@TheEhrhorns.org

18-19 **MICHIGAN** – Michigan State Square and Round Dance Convention, Radisson Hotel, Kalamazoo; Louis Friedlander 517-322-2571; Luckeyracer@comcast.net

18-19 **NEW MEXICO** – 20th Summer Sounds Festival, ASDC Hall, 4915 Hawkins NE, Albuquerque; Del and Margaret Kercher 505-892-5576

18-19 **NORTH CAROLINA** – 17th North Carolina State Convention,

North Raleigh Hilton, Raleigh

18-19 **PENNSYLVANIA** – 13th Annual Pennsylvania Square & Round Dance Convention, The Penn Stater Conference Center Hotel, State College; members.tripod.com/psrdf/convention.html or PASquaredance.org

25-26 **MARYLAND** – Chesapeake Round-E-Vous Round Dance Weekend, Cherry Hill Campground, College Park; Dom Fialrdo, 301-862-4928, domfil@gmpexpress.net

31-Sept. 3 **NEW YORK** – 36th Annual National Singles Dance-A-Rama, Rochester Riverside Convention Center, Rochester; Nancy Mirabal: 585-621-5596; nancylm@localnet.com

SEPTEMBER 2006

2-3 **MONTANA** – 51st Annual Knothead Jamboree, West Yellowstone Montana; George and Betty Moore, 459 Killarney St., Billings, MT 59105; 406-259-4965

15-16 **NEW MEXICO** – Something 4 Everyone Weekend, ASDC Hall, 4915 Hawkins NE, Albuquerque; Gerri and Loren Dunbar 839-4962; DukeDancer123@aol.com; Larada Horner 323-7098; larada@earthlink.net

26-Oct. 1 **MISSOURI** – Branson Swang Holiday, Branson; Danny Robinson 407-671-7748

OCTOBER 2006

5-9 **NEW HAMPSHIRE** – Northeast Callers School, Mill-A-Round Dance Center, Manchester; Ken Ritucci 413-734-0591; kenritucci@aol.com; www.kenritucci.com

13-14 **ARKANSAS** – Shoot for the Stars, Arkansas State Square Dance, Pine Bluff Convention Center, Pine Bluff; Vince Vinciguerra, #6 Vince Lane, Conway, AK 72032

20-21 **FLORIDA** – Single-Rama,

historic Kenilworth Lodge, Sebring

20-22 **HAWAII** – Hot Foot Stomp, Kilauea Military Camp (KMC) Volcano National Park; Bill Yoeman 808-968-6091; wmyoeman@aol.com

20-22 **VERMONT** – Tumbling Leaves Festival, Bennington College, Bennington; Red Bates, redbates@juno.com, (thru March: 5134 Latham Terrace, Port Charlotte, FL 33981; 941-828-0481), (June thru October: PO Box 1197, Rangeley, ME 04970; 207-864-2524),

21 **NEW MEXICO** – Saturday with Pat!, ASDC Hall, 4915 Hawkins NE, Albuquerque, Larada Horner 323-7098; larada@earthlink.net

NOVEMBER 2006

10-11 **FLORIDA** – West Coast Fall Fun Fest, Lakeland Center, Lakeland

17-18 **NEW MEXICO** – Something 4 Everyone Weekend, ASDC Hall, 4915 Hawkins NE, Albuquerque; Gerri and Loren Dunbar 839-4962; DukeDancer123@aol.com; Larada Horner 323-7098; larada@earthlink.net

DECEMBER 2006

28 - Jan 1, 2007 **SOUTH CAROLINA** – Holiday Round Dance Ball, Landmark Resort Hotel, Myrtle Beach; Barbara Harrelson, bharrelson1juno.com; www.geocities.com/bharrelson1

JANUARY 2007

10-14 **CANCUN, MEXICO** – Winter Retreat, Moon Palace Resort; 888-448-4224; www.winterretreat.com

MARCH 2007

16-17 **TEXAS** – TopTex, Senior Citizens Center, 1300 S. Polk, Amarillo; Denise Gulde 806-274-8118;

denise@myrnahillcpa.com;
www.toptex.org

APRIL 2007

20-22 **NEW HAMPSHIRE** –
Round-E-Vous At Woodbound Round
Dance Weekend, Woodbound Inn,
Rindge; Ralph and Joan Collipi,
ralph.collipi@verizon.net; 603-898-
4604

MAY 2007

4-6 **NEW MEXICO** – 27th New
Mexico State Singles Fling. ASDC
Hall, 4915 Hawkins NE, Albuquerque;
Trail-In Dance Thursday, May 3, 2007;
Kathi Raver 505-286-9000;
kathiraver@earthlink.net

JUNE 2007

7-11 **AUSTRALIA** – Australian
National Convention, Adelaide, South
Australia

15-17 **ENGLAND** – Grand Square
Inc. Festival, St. Ivo Center, St. Ives,
Cambridgeshire, Walt Burr, PSC 41
Box 4284, APO AE 09464; 44-1842-
827122, Burr2@sdcaller.fsnet.co.uk

27-30 **NORTH CAROLINA** – 56th
National Square Dance Convention,
Charlotte; Wayne and Janice, 2616
Polo Club Blvd., Matthews, NC 28105;
wayneandjb@carolina.rr.com; 704-
847-8553

AUGUST 2008

30-Sept. 3 **ARKANSAS** – 37th
Dance-A-Rama, Little Rock; Brenda
Griffin 501-847-7851;
arkydancer@aol.com

JULY 2008

17-19 **CANADA** – “Make a date for
2008” 16th National Square & Round
Dance Convention. London Con-
vention Centre & YMCA, London,
Ontario; www.swosda.ca/2008/

Advertiser Index

Accredited Caller Coaches	13	Geis, Corben	60
American Square Dance	3, 7	Gold Star Video Productions	16
Aron's Square Dance Shop	45	Gramac Printing	35
ARTS	14	Hanhurst's Tape & Record Service	2, 60
BLG Designs	19	Hilton Sound Systems	44
California Caller College	9	Int'l Association of Gay Square Dance Club	33
Callerlab	25	Kopman's Choreography	23
CaLyCo Crossing	27	National Square Dance Convention	41
Canadian National Convention	42	National Square Dance Directory	39
Classified	56	Palomino Records, Inc.	59
Collipi, Ralph and Joan	34	R & R Video International	28
Cue Sheet Magazine	40	Silver State Square & Round Dance Festival	47
Dan Hopper	18	Suzie Q Creations	37
Dot's Western Duds	24	Tic-Tac-Toes	26
Florida Dance Web	43	Tumbling Leaves Festival	29
Foundation, The	15	Western Squares Dance Ranch	10

RECORD DEALERS

PALOMINO RECORDS, INC.
HANHURST'S TAPE SERVICE
 The Professional Source for Square and Round Dance Records and Equipment. Over 500,000 records in stock: Squares, Rounds, Clogging, and C/W, Current and Oldies...Your 'One-Stop Shop' for all of your music needs
 2818 Hwy. 44 E.
 Shepherdsville, KY 40165
 1-800-328-3800 or 502-543-1521
 Fax: 800-227-5420, 1-502-543-3295
 Email: Music@Dosado.com
 Website: www.Dosado.com/Music

SILVER STAR RECORD & TAPE SERVICE

10 Saint Moritz Road
 Winnipeg MB R2G 3J6, Canada
 Ph.: (204) 668-2216
 Fax: (204) 668-0140

BADGES

A to Z ENGRAVING CO. INC
(847) 526-7396
 1150 Brown St., Wauconda, IL 60084
 Home of the Original ROVER Badge Custom Engraving from your Design, Fun Badges & Dangles Rhinestone Badges, Mini Purses (assorted colors), much more. Write for FREE Catalog - Since 1954

CENTURY CLUB

Merit Badge of Distinction. Join Today.
 PO Box 57, Westfield, MA 01086
 Cost: \$2.59 plus \$.50 postage & handling.

BOOKS

BURLESON'S SQUARE DANCE ENCYCLOPEDIA

5100+ calls and movements.
 American Square Dance,
 34 E. Main Street, Apopka, FL 32703
 Ph.: 1-888-588-2362

SPECIAL - ASD BINDERS

Protect your back issues of ASD. Holds a full year's issues of magazines. They open flat for quick and easy reference. Two for \$9.50 S/H included (foreign postage higher).
 American Square Dance
 34 E Main St., Apopka, FL 32703

STEP-CLOSE-STEP ROUND DANCE BASICS by Frank & Phyl Lenhart.

1998 New Revised Edition, Round Dance Basics Book, \$10 + postage. Now includes 10-week dancer-proven course, dance positions, complete approved terminology, mixers, teaching hints, plus introduction into foxtrot, tango, cha cha and ballroom. Coordinates with the Grenn record teaching series.
 Order from Palomino Records
 2818 Hwy. 44 E.
 Shepherdsville, KY 40165
 1-800-328-3800 or 502-543-1521
 Fax: 800-227-5420, 1-502-543-3295
 Email: Music@Dosado.com
 Website: www.Dosado.com

EASY LEVEL SOLO DANCES:

The Bob Howell Collection. Here you'll find everything to get your toes tappin' and hips swinging-the music,

concise directions for all levels, plus interesting history of each dance.
Cost: \$21.95 per book. S/H \$3.50 U.S. - \$5.50 Canada. Order from Siddal & Ray Publications for Dance, 1017 Williamsburg Drive, Charleston, IL 61920

PLUS, ADVANCED & CHALLENGE DIAGRAM BOOKS FROM ED FOOTE

Five books available: Plus, A1 & A2 (both in one book), C1, C2, C-3A. Each book diagrams all calls for the indicated program from a variety of positions, also includes helpful hints for dancing the calls. Books are 8-1/2x11 with spiral binding, laser printing provides clear sharp images. The most complete diagram books for Plus, Advanced and Challenge available today. Cost: \$17.50 / book includes shpg. (\$18.50 for C-3A). Canada add \$1.00. Order from Ed Foote, 140 McCandless Pl., Wexford, PA 15090.

TAPE SERVICE

PALOMINO RECORDS, INC.
HANHURST'S TAPE SERVICE
MONTHLY SERVICE AVAILABLE ON CASSETTE TAPE OR CD!

A review of all new square dance music on records, cd and mp3's. The continuing choice of 1,750 Callers since 1971. The perfect Gift for your Caller.

2818 Hwy. 44 E.
Shepherdsville, KY 40165
1-800-328-3800 or 502-543-1521
Fax: 800-227-5420, 1-502-543-3295
Email: Music@Dosado.com
Website: www.Dosado.com/Music

RECORD DISTRIBUTORS

PALOMINO RECORD DISTRIBUTORS
2818 Hwy. 44 E.
Shepherdsville, KY 40165
1-800-328-3800 or 502-543-1521
Fax: 800-227-5420, 1-502-543-3295
Email: Music@Dosado.com
Website: www.Dosado.com/Music

S/D PRODUCTS

PALOMINO RECORDS, INC.
HANHURST'S TAPE SERVICE
"The Professional Source For Square Dance and Round Dance Audio" ...
Largest selection of professional calling and cueing equipment, records and publications available from one source!
HILTON SOUND SYSTEMS
YAK STACK SPEAKER SYSTEMS
NEW AND USED EQUIPMENT
2818 Hwy. 44 E.
Shepherdsville, KY 40165
1-800-328-3800 or 502-543-1521
Fax: 800-227-5420, 1-502-543-3295
Email: Music@Dosado.com
Website: www.Dosado.com/Music

MAGNETIC DANCER BOARD/CHECKERS

The finest magnetic board ever created featuring: A 16 matrix grid for perfect placement of dancers, ideal for precise positioning; Girls shaped differently than boys - quickly tell the difference when moving checkers; Arrow on each dancer showing facing direction; Each checker identifies specific dancer; Each couple a different color; Attractive enough to hang on the wall. \$23 includes postage

Canada add \$1 - U.S. funds.
Order from: Ed Foote,
140 McCandless Place
Wexford, PA 15090

VIDEOS

KENTUCKY DANCE FOUNDATION INSTRUCTIONAL VIDEO TAPE SERIES.

"BOB HOWELL LIVE" \$19.95 + \$3
S/H. 11 "quick teach" dances for one
night stands and recreational use.

"KENTUCKY RUNNING SET" a
traditional mountain-style dance.

Includes video and 2 audio cassettes
(Dances From Appalachian and audio
of Stew Shacklette calling the dance.)
\$29.95 +\$2 S/H

"JERRY HELT'S DANCE PARTY",
featuring material useful for one night
stands for community dance programs.

Includes audio of Jerry calling the
dances. \$29.95 plus \$3 S/H.

"SCOTT MCKEE'S
INTRODUCTION TO CLOGGING"
makes clogging easy, even for the
novice. \$19.95 + \$3 S/H

"JERRY HELT'S COMMUNITY
DANCE PARTY" features a 24 basic
square dance program suitable for
community dance programs. Includes
audio of Jerry calling the dances.

\$29.95 + \$3 S/H.

Send check to:

Kentucky Dance Foundation

c/o Stew Shacklette

460 Long Needle Road

Brandenburg, KY 40108

Visa and MC accepted

Ph.: 270-422-2421 or 800-446-1209

NEW VIDEO RELEASES FROM THE KENTUCKY DANCE FOUNDATION

Bob Howell's "JOY OF DANCING"
and Don Armstrong's 3-tape series
"REEL TO REEL" and Stew
Shacklette's "LINE DANCES FOR
SENIORS" and "COUNTRY-
WESTERN LINE DANCES FOR
SQUARE DANCE CALLERS". All
videos are \$19.95 ea. + \$3 S/H. Call
(800) 446-1209 to order. MasterCard
and Visa accepted.

PATTERNS

SQUARE DANCE PATTERNS.

Full line of Square Dance and Western
patterns. We also carry 34 colors of
Western Snaps and many other items.
Send your name and address along
with \$2.00 for our latest catalog to:
Aron's, 1735 Huntington Drive,
Duarte, CA 91010-2551; Ph. 626-303-
7032

SQUARE DANCE/ROUND DANCE THEME COUNTED CROSS-STITCH PATTERNS.

Three square books, one round book,
five patterns each. \$5 ea. + \$1.50 pstg.
per order. State patterns available
upon request at \$1.50 ea. + \$.50 pstg.
per order. Dealers welcome.

Ralph and Mary Ann Kornegay
138 Mohican Trail
Wilmington, NC 28409

American Square Dance (ISSN-0091-3383; USPS 513-240) is published monthly by Gramac Printing, 34 E. Main Street, Apopka, Florida 32703. Subscription rates: \$27.50; Canada \$35.00; foreign \$69.50. Payable in U.S. funds only. **Periodicals Postage Paid at Apopka, Florida POSTMASTER:** Send address changes to ASD, 34 E. Main Street, Apopka, Florida 32703. Printed in USA. Copyright 2003 by Gramac Printing, Inc. All rights reserved.



PALOMINO RECORDS, INC.

2818 Hwy. 44 East

Shepherdsville, KY 40165

E-mail: palominorecords@alltel.net

www.palominorecords.com

Call us today! 1-800-328-3800


THE WORLD'S LARGEST SUPPLIER OF RECORDS!

With over 500,000 in stock!

We're your #1 store for square dance, round dance, country western, clogging, current & oldies music, and more!



We have CD's at
Record Prices!



Plus!

50 different videos and 30 different books
for Square Dance, Round Dance,
Line Dance, Clogging, and more!!

Speakers, CD Players, Turntables, Microphones, Stands,
Wireless Systems, Hearing Enhancement Systems, and more!
Everything for every Caller, Cuer, Dancer, or music lover!

Palomino Records Is Your "ONE STOP" SHOP!!!

Don't forget to check out our website at www.palominorecords.com or
call us today! 1-800-328-3800

Voice Orders:

(USA & Canada) 800-328-3800

(International) 502-543-1521

Customer Service:

502-543-1521

Fax Orders:

(USA & Canada) 800-227-5420

(Others) 502-543-3295

Foreign Toll-Free Fax Orders:

Australia 1-800-553-619

Denmark 80001-6034

Germany 0130-81-7038

Japan 0066-33-830022

New Zealand 0800-440-629

Sweden 020-793550

United Kingdom 0800-89-5192

Taiwan 0080-10-3722

Belgium 0800-7-4354

PALOMINO RECORDS, INC.
1484 Wagon Run Road
West Point, KY 40177
1-800-328-3800
E-mail: palominorecords@alltel.net

THE WORLD'S LARGEST SUPPLIER
of square dance, round dance, country western, current and oldies music.
Over 500,000 records in stock!!

The Service with the "Personal Touch!"
(Wholesale and Retail)

Recent Square Dance CD's
at "Records" prices!!

Square Dance BTCD-1880	"RECD 3812
"Mountain Dew"	"J.J.'s (B.D., Souter's, & Walker's)"
Black Mountain Valley Records RMV-	Chicago Country CC 308
MSACD	"The Blue Tanager"
"Liberty & Maple Sugar"	Rhythms Records RHY-285CD
Chicago Country CC 110	"Tribes of the Deer"
"Amway for Cassie D.C. & Jingle JEE"	"MAGRE COMING OUT SHORTLY"

And click here for more Square Dance CD's!

Would you prefer to have your Square Dance Review Service on a CD?
Starting January, 2002, you can receive your Square Dance Review Service on CD at no extra charge.

NO PROBLEM!
Starting January, 2002, you can receive your Square Dance Review Service on CD at no extra charge.

Records

- Original Audio
- Remastered
- Revised (with
- Discs
- Unmastered
- Discs (see for
- info)

spin chain spoofs



THE COLORFUL
CALLER & CARTOONIST

C O R

B E N

G E I S

Check Out
Cory's Art & Dance
Website
cory-ographics.com

814-937-4815

HANHURST'S TAPE & RECORD SERVICE

*The Professional Source
for Callers & Cuers*

Largest Selection of Professional
Calling and Cueing Sound systems
& Music...with after-sale support!

- Hanhurst's Tape Service
- Quality Square & Round Dance Music Inventory
- 45 rpm Vinyl, MP3s & CDs
- 34 Years of Dependable Service
- YAK STACK & Hilton Sound Systems at Factory-Direct Prices!
- Telex & Samson Wireless Mikes
- 99% Same Day Shipping!
- 100% Secure Online Shopping
- Unmatched Customer Service
- Our Standards are Simply Higher
- Why Settle for Less?

1-800-328-3800

Free Online Music Previews
Click...Listen...Buy!
100% Secure Online Shopping
Dosado.com/Music

American Square Dance

34 E. Main Street, Apopka, FL 32703
1-888-LUV-2-DNC (588-2362)
Fax 407-886-8464
Website: AmericanSquareDance.com

Dated Material

Postmaster - Please Deliver Immediately