

Diversity Of Crustacean Isopod In Bangka Island Of North Sulawesi

(Keanekaragaman Krustase Isopoda Di Pulau Bangka, Sulawesi Utara)

Manikmayang Annisaqois^{1*}, Gustaf Mamangkey², Rose O.S.E. Mantiri², Markus Lasut², Farnis Boneka², Reiny Tumbol², Deiske Sumilat², Wolfgang Wägele³

¹Master Program in Aquatic Science, Faculty of Fisheries and Marine Science, Sam Ratulangi University, Manado, North Sulawesi, Indonesia. Tel./fax.: +62-431-863886

² Faculty of Fisheries and Marine Science, Sam Ratulangi University, North Sulawesi, Indonesia. Tel./fax.: +62-431-863886

³Zoological Research Museum Alexander Koenig, Adenauerallee 160 53113 Bonn, Germany.

*Corresponding Author: manikmayangannisa@gmail.com

Abstract

Information about marine isopods in Indonesian water is scarce. This research aimed to inventory isopods in nearshore habitats of Northern Sulawesi using a morphological approach to identify the species. Sampling was done in several spots in Bangka Island considering three different habitats: coral rubble, mangrove roots, and seagrass beds. These habitats are known to be suitable for isopods to feed, reproduce, and hide from bigger predators. There are 7 group of Isopod found in total, such as Anthuridea, Asellota, Bopyridae, Cirolanidae, Gnathiidae, Limnoriidea, and Sphaeromatidea. In family of Anthuridae, there are 2 suspected new species and required further identification.

Keywords: Marine Isopod, Ecology, Bangka Island, North Sulawesi.

Abstrak

Informasi mengenai isopoda laut di perairan Indonesia masih sangat sedikit. Penelitian ini bertujuan untuk menginventarisasi isopoda di habitat dekat pantai Sulawesi Utara menggunakan pendekatan morfologi untuk mengidentifikasi spesies. Pengambilan sampel dilakukan di beberapa titik di Pulau Bangka dengan pertimbangan tiga jenis habitat berbeda: serpihan karang, akar mangrove, dan padang lamun. Habitat tersebut merupakan tempat isopoda mencari makan, bereproduksi, dan bersembunyi dari predator. Dari hasil identifikasi ditemukan 7 kelompok isopoda, yakni Anthuridea, Asellota, Bopyridae, Cirolanidae, Gnathiidae, Limnoriidea, dan Sphaeromatidea. Diduga ada 2 species yang baru di kelompok Anthuridae yang masih perlu penelitian lebih lanjut.

Kata kunci: Isopoda Laut, Ekologi, Pulau Bangka, Sulawesi Utara.

INTRODUCTION

Indonesia, located at the equator with the confluence of two plates and two oceans, has a high marine diversity (Aswandy, 2007). The Coral Triangle is the richest assemblage of tropical shallow water habitats on earth, with a very high diversity of species and a very wide area for coral reefs, mangroves, sea grass beds, estuaries and soft-sediment habitats. The outermost northern part of Indonesia in Sulawesi is in the heart of the Coral Triangle (Huffard *et al.*, 2012). Biogeographically this area is a contact zone between regions with

the globally highest diversity (Sanciango *et al.*, 2013).

Crustacea is the second most abundant group with high diversity in littoral habitats. The most common benthic crustaceans are Amphipoda, Isopoda, Tanaidacea, and Decapoda. Isopoda is one of the groups that cannot be separated from food chain: acting as active predators, filter feeders, scavengers, and some act as parasites (Geetha & Nandan, 2014). In the marine energy flow, some isopods have the ability to process decaying organic matters that become available to other trophic levels (Hendrickx & Perez, 2000)

The lack of exploratory research causes a lack of records of the diversity of species occurring in Indonesian waters, especially for marine invertebrate taxa. The availability of information about the diversity of species that exist in Indonesia is still poor except for corals and fishes (Mangubhai *et al.*, 2012). One of the invertebrate taxa with a minimum of information from the Coral Triangle is marine crustaceans. So far, the information for crustacean diversity has only been studied in two groups, namely Stomatopoda and Decapoda (Hutomo & Moosa, 2004). A recent list of the isopod species found in Indonesian waters was published by Sidabalok (2013).

Considering the lack of information about the Indonesian diversity of Isopoda especially on near-shore habitats in Northern Sulawesi, it is necessary to review the diversity and taxonomy of this taxon as

the basic information required to learn more about the diversity and function of Indonesian marine ecosystems. The research was conducted in Bangka Island of North Sulawesi on September 2019.

MATERIALS AND METHODS

The specimens were collected from two different sites in Coral Eye Resort of Bangka Island (Fig. 1 & 2). The first station was in front of Coral Eye, representing coral rubble ($1^{\circ}45'01''\text{N}$ $125^{\circ}08'01''\text{E}$), and the second station was in seagrass and mangrove habitats ($1^{\circ}45'26''\text{N}$ $125^{\circ}07'59''\text{E}$). The research was carried out at the Coral Eye Resort Laboratory, the Morphology Laboratory of Sam Ratulangi University, and the Leibniz Institute for Animal Biodiversity (Museum Koenig) in Bonn.

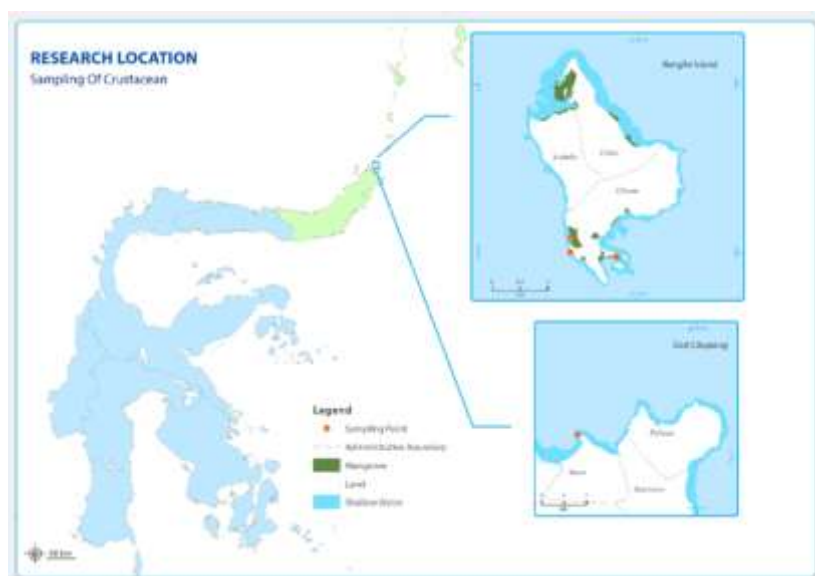


Figure 1. Map of Sulawesi Island, Indonesia (A), sampling sites in Bangka Island (B)

Collecting samples from sea grass and coral rubble: The sites were first observed by snorkeling to decide where to collect samples in sea grass and coral rubble. For the collection of larger amounts of substrates, the dredge that had been attached to the ship was dropped down on seagrass bed and the boat driver was instructed to adjust the speed and direction. The dredge was pulled slowly for 50 m or until the net was full with sediment. The

dredge was then pulled back on board with the collected sediment and the obtained contents were placed in a bucket filled with sea water to soak the sediment.

Collecting samples from mangroves: Selected mangrove roots hanging in the water were stretched and cut into smaller pieces, and immediately placed in cotton bags while still in the water to prevent the small animals escaped. The mangrove roots were then placed in a bucket and

soaked in sea water for 3-4 hours. The roots were then washed in the bucket and sieved.

Portions of the collected sediment were carefully washed with fresh sea water in large buckets (gently to avoid that animals are destroyed) and the water with dispersed particles was then sieved one time with 0.5 mm to separate big objects (leaves, fish, etc.), after that it was sieved with 1 mm and 0.1 mm to get smaller specimen.

RESULTS AND DISCUSSION

In this study, there are 7 groups of Isopods found from 3 different habitats in Bangka Island as indicated in Figure 2. The isopod taxa that occurred in coral rubble are Anthuridea, Asellota, Cirolanidae, Gnathiidae, and Sphaeromatidea. Asellota, Bopyridae, Gnathiidae, Sphaeromatidea, and Anthuridea were found in seagrass beds, while Sphaeromatidea, Limnoriidea,

and Anthuridea are present on mangrove roots (Fig. 3). There are 2 suspected new species in Anthuridae which required a further identification.

According to the World Register of Marine Species (WoRMS, 2019) the classification of Isopoda is as follows :

Kingdom	: Animalia
Phylum	: Arthropoda
Subphylum	: Crustacea
Class	: Malacostraca
Subclass	: Eumalacostraca
Superorder	: Peracarida
Order	: Isopoda

Brandt and Poore (2003) explained that the word Isopoda comes from 'iso' (same) and 'podus' (legs) meaning that animals which have legs with the same shape along the pereon. The isopod suborders are Asellota, Cymothoidea, Limnoriidea, Phoratoidea, Sphaeromatidea, Valvifera, and Anthuridea.

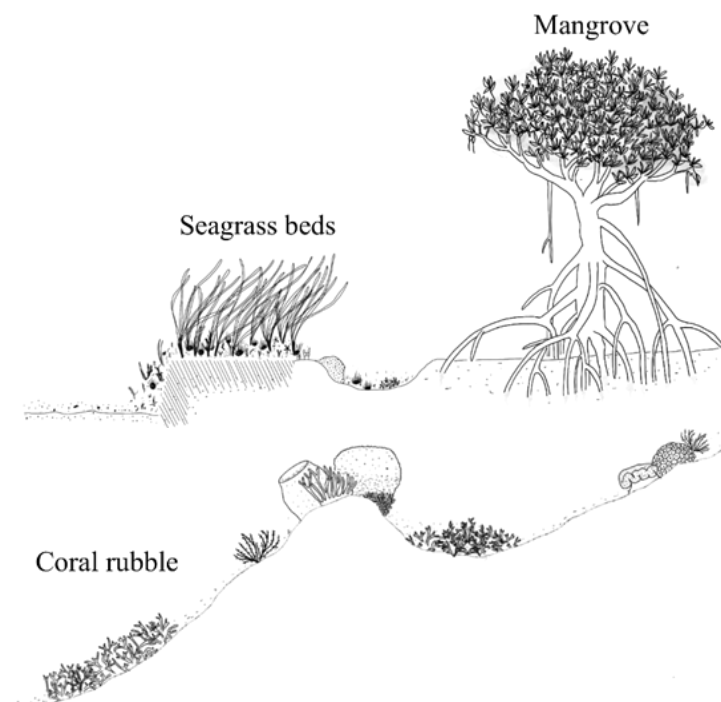


Fig 2. Habitats of isopod sampled for this study

There are 10.000 species of Isopoda that live in marine or fresh water, some are terrestrial, with sizes from 0.5 – 500 mm. Isopods have a wide distribution. Marine species can be found in intertidal, littoral, sublittoral, and abyssal habitats. Most

Isopods are herbivores or scavengers, but some are living as detritivores, filter-feeders or predator (Brusca & Brusca, 2003).

Dominance of different families are not the same in different geographic regions. Valviferans dominate in North and

South polar seas, with Arcturidae and Idoteidae dominating in arctic and Antarcturidae in antarctic seas, while all of them are almost not found in tropical areas except in tropical Atlantic. Families that dominate in tropical areas are Cirolanidae,

Cymothoidae, Anthuridae, Expanathuridae, and Leptanthuridae, which all of them are predators or associate with fish. On the other hand, areas with temperate climate are inhabited by Idoteidae and Sphaeromatidae (Poore & Bruce, 2012).

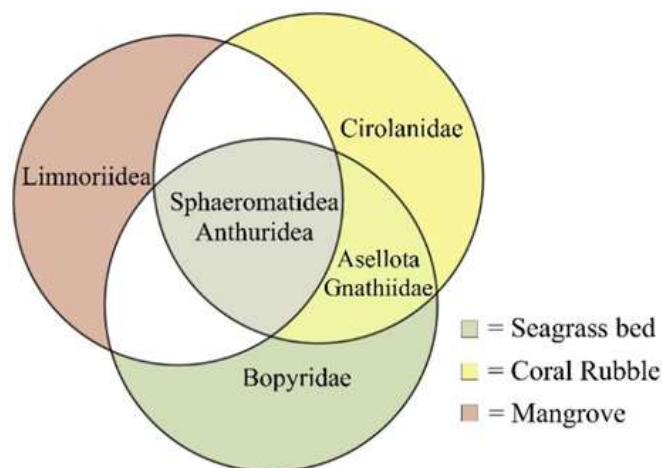


Fig 3. The occurrence of Isopod in three different habitats

Isopods from shallow waters have been explored and examined in several areas, and data were summarized for West Afrika (Kensley, 1978), the Caribbean (Kensley & Schotte, 1989), Antarctica (Wägele, 1991), North America (Richardson, 1905) and Europe (Naylor, 1972). Meanwhile, some areas that have a high diversity of species have not been received sustained taxonomic attention, for example the Indian Ocean (Kensley, 2001; Kensley & Schotte, 2002; Schotte & Kensley, 2005; Kensley *et.al.*, 2007; Kensley *et.al.*, 2009), the Pacific Ocean (Mueller, 1991a; Mueller, 1991b; Mueller, 1993a), and Indo-Pacific Waters (Mueller, 1993b; Bruce & Wong, 2015; Sidabalok, 2013).

Isopoda **Asellota**: Most hitherto described species live in the deep sea. Some genera occur in freshwater and in shallow marine habitats (Naylor & Haahtela, 1966; Naylor *et al.*, 1961), usually living on stones, algae, in crevices (Sjoeberg, 1967), on sponges, some are associated with Sphaeromatidae (Prunus & Pantoustier, 1977). They are present in Sulawesi reefs. The biology of these species are unknown.

Isopoda **Cymothoidea**: Cirolanidae are scavengers and predators which often hide burrowing in sand (Brown, 1973; de Alava & Defeo, 1991; DeRuyck *et al.*, 1992; Dexter, 1983, 1987; Donn & Cockcroft, 1989; Glynn *et al.*, 1975; Jaramillo & Fuentealba, 1993; Jones, 1971, 1976, 1979; Nickell & Moore, 1991). Eurydice species probably feed on zooplankton (Fish, 1970; Quart-Moulin, 1992), larger species feed on dead fish. One species has been reported in association with turtles (Williams *et al.*, 1996). Species of Aegidae temporarily suck blood from the skin of fishes (Wägele, 1990). Aegidae have not been described from Sulawesi. Cymothoidae are ectoparasites on fishes. Many species have been described from tropical waters around the world, but there are few studies on their biology (Brusca, 1978). Bopyridae are ectoparasites of crustaceans (Goudeau, 1972). No species are described from Sulawesi, but they can be seen on shrimps and other Decapoda. Gnathiidae are important ectoparasites of fishes. They are common in Sulawesi, but the species are yet undescribed. Gnathiidae have three larval stages that suck blood on fishes, adults live in crevices

and do not feed (Smit *et al.*, 2003; Tanaka, 2007; Tanaka & Sanriku, 2006; Tinsley & Reilly, 2002; Wägele, 1988). In coral reefs they are an important food for cleaner fishes (Grutter, 1996; Grutter, 1994, 1999; Heupel & Bennett, 1999; McKiernan *et al.*, 2005; Rokicki *et al.*, 1992). To digest blood, they have symbiotic bacteria in their gut (Juilfs & Wägele, 1987)

Isopoda **Anthuridea**: Nearly all the literatures are on taxonomy and geographic distributions. There are probably many species in Sulawesi. Anthuridea live in crevices, Paranthuridae have been found climbing on algae (Stephenson & Riley, 1995), Eisothisos species feed on serpulid worms and can be found in worm tubes (Wägele, 1979, 1981, 1984). Some *Cyathura* species tolerate brackish water, they have been observed feeding on Polychaeta (Marques *et al.*, 1994).

Isopoda **Sphaeromatidea**: Some undetermined species have been found in samples from Bangka Island. Their biology are unknown. Sphaeromatidae can occur in association with algae (Arrontes & Anadón, 1990) or sea grass (Cinar *et al.*, 1998; Ledoyer, 1964), some burrow in wood including mangroves (Cragg & Levy, 1979; John, 1968; Kühne, 1973; Rehm, 1976; Ribi, 1982; Talley *et al.*, 2001), many live in crevices or in dead barnacles of rocky habitats in the intertidal and sublittoral zone (Dumay, 1971; Jansen, 1971; Kensler, 1965; Tsuchiya & Bellan-Santini, 1989; Wieser, 1963), there is a species found associated with Polyplacophora (Brattegard, 1968), some live in brackish water (Charmantier & Thuet, 1969; Harvey *et al.*, 1973; Hass & Knott, 1998; Jansen, 1970). Limnoriidae have been found drilling holes seagrass (Brearley & Walker, 1993; Gambi *et al.*, 2005; Tussenbrock & Brearley, 1998) but are typically burrowing in wood (Ellison & Farnsworth, 1990; Eltringham, 1965; Olafsson, 1998) and probably feeding on fouling wood and associated microorganisms (El-Shanshoury *et al.*, 1994). Limnoriids have been found in mangrove wood on Bangka Island. The distribution of Serolidae is restricted with few exceptions to polar and cold waters in the Southern Hemisphere,

they do not occur in Indonesia. Serolidae often live on soft sediments, they are predators (Luxmoore, 1981; Moreira, 1974; Wägele, 1987; Wägele & Brito, 1990).

The biology of Isopoda is unknown for the majority of species. Most published observations referred to species occurring in European marine habitats. The reason for this lack of information is the difficulty in finding these animals. Sorted out from samples specimens are usually dead. For example, to study feeding habits of tropical species, it is necessary to keep living specimens in aquaria for feeding experiments or to study their gut contents. This has not been done until now.

CONCLUSION

All the taxa of Isopod found in three different habitats are Anthuridea, Asellota, Cirolanidae, Gnathiidae, Sphaeromatidea, Bopyridae, and Limnoriidea. Taxa in coral rubble habitats: Anthuridea, Asellota, Cirolanidae, Gnathiidae, and Sphaeromatidea; in seagrass beds habitats: Asellota, Bopyridae, Gnathiidae, Sphaeromatidea, and Anthuridea; on mangrove root habitats: Sphaeromatidea, Limnoriidea, and Anthuridea.

ACKNOWLEDGEMENTS

Many thanks go to Prof. Heike Wägele and Museum Koenig for providing First Author an opportunity to do the project in Bonn, Germany and Bangka Island, Indonesia, and for giving her all support and guidance, which made her completed the project. Thanks go to Marco and all the staff of Coral Eye Resort, Bangka, who helped her during sampling in Bangka Island waters. Finally, She would like to give thanks to all the people who have supported her directly or indirectly to complete the research. The first author was a student at Indo-Pacific Coral Reefs Biodiversity and Conservation, Master Program in Aquatic Science, Faculty of Fisheries and Marine Science, Sam Ratulangi University, and this research was partially funded by Riset Terapan Unggulan UNSRAT Grant in year 2020.

REFERENCES

- Arrontes J & Anadón R. 1990. Seasonal variation and population dynamics of isopods inhabiting intertidal macroalgae. *Sci.Mar.* 54, 231-240.
- Aswandy I. 2007. Biological Resources in the Coastal Area of Kwandang Bay, North Sulawesi (In Indonesian). *Oseana* 32(3):9-20,
- Brandt A & Poore GCB. 2003. Higher Classification of The Flabelliferan and Related Isopoda Based on A Reappraisal of Relationships. *CSIRO. Invertebrate Systematics*, 17: 893-923.
- Brattegard T. 1968. Marine biological investigations in the bahamas - 2. On an association between *Acanthopleura granulata* (Polyplacophora) and *Dynamene* spp. (Isopoda). *Sarsia* 32, 11-20.
- Brearley A & Walker DL. 1993. Isopod borers in seagrass species from south-western Australia, The marine Flora and Fauna of Rottnest Island, Western Australia. *Western Australian Museum, Perth*, pp. 415-428.
- Brown AC. 1973. The ecology of the sandy beaches of the Cape Peninsula, South Africa - Part 4: Observations on two intertidal Isopoda, *Eurydice longicornis* (Stüder) and *Exosphaeroma truncatitelson* Barnard. *Trans.R.Soc.S.Afr.* 40, 381-404.
- Brusca RC. 1978. Studies on the Cymothoid Fish Symbionts of the Eastern Pacific (Crustacea: Isopoda: Cymothoidae) - II. Systematics and Biology of *Lironeca vulgaris* Stimpson 1857, Allan Hancock Foundation Occasional Papers. Allan Hancock Foundation, pp. 1-19.
- Brusca RC & Brusca GJ. 2003. *Invertebrates*. Massachusetts: Sinauer Associates.
- Bruce NL & Wong PSH. 2015. An Overview of The Marine Isopod (Crustacea) of Singapore. *Raffles Bulletin of Zoology*. 31:152-168.
- Charmantier G & Thuet P. 1969. Recherches écophysiologiques sur deux Sphéromes de l'Etang de Thau (Hérault): *Sphaeroma serratum* Fabricius et *Sphaeroma hookeri* Leach. *C.R.Acad.Sci.Fr.* 269, 2405-2408.
- Cinar ME, Ergen Z, Ozturk B, & Kirkim F. 1998. Seasonal analysis of zoobenthos associated with a *Zostera marina* L. bed in Gulbahce Bay (Aegean Sea, Turkey). *Mar.Ecol.* 19, 147-162.
- Cragg SM & Levy CR. 1979. Attack by the crustacean, *Sphaeroma* on CCA-treated softwood in Papua New Guinean waters. *International Journal of Wood Preservation* 1, 161-168.
- de Alava A & Defeo O. 1991. Distributional Pattern and Population Dynamics of *Excirrolana armata* (Isopoda: Cirolanidae) in a Uruguay Sandy Beach. *Estuarine Coastal and Shelf Science* 33, 433-444.
- DeRuyck AMC, Donn TE, & McLachlan A. 1992. Distribution of three intertidal cirolanid isopods (Flabellifera: Cirolanidae) on a South African sandy beach. *Cah.Biol.Mar.* 33, 147-168.
- Dexter DM. 1983. A guide to sandy beach fauna of New South Wales. *Wetlands* 3, 94-104.
- Dexter DM. 1987. Sandy beach fauna of Mediterranean and Red Sea coastlines of Israel and the Sinai Peninsula. *Isr.J.Zool.* 34, 125-138.
- Donn TE & Cockcroft AC. 1989. Macrofaunal community structure and zonation of two sandy beaches on the central Namib coast, South West Africa/ Namibia. *MADOQUA* 16, 129-135.

- Dumay D. 1971. Écologie et biologie du genre *Cymodoce* (Isopoda Flabellifera) dans la region de Marseille. *Tethys* 2, 827-858.
- El-Shanshoury AR, Mona MH, Shoukr FA, and El-Bossery AM. 1994. The enumeration and characterization of bacteria and fungi associated with marine wood-boring isopods, and the ability of these microorganisms to digest cellulose and wood. *Mar.Biol.* 119, 321-326.
- Ellison AM and Farnsworth EJ. 1990. The ecology of Belizean mangrove-root fouling communities. I. Epibenthic fauna are barriers to isopod attack of red mangrove roots. *J.Exp.Mar.Biol.Ecol.* 142, 91-104.
- Eltringham SK. 1965. Environmental Factors Influencing the Settlement, Activity and Reproduction of the Wood-boring Isopod *Limnoria*. *Material und Organismen* 1, 465-478.
- Fish S. 1970. The biology of *Eurydice pulchra* (Crustacea: Isopoda). *J.mar.biol.Assoc.U.K.* 50, 753-768.
- Gambi MC, Trani B, and Buia MC. 2005. Taxonomic diversity and distribution of polychaete and isopod borers on the sheaths of the seagrass *Posidonia oceanica*: analysis at regional scale along the coast off Sardinia (Italy). *Ital.J.Zool.* 72, 141-151.
- Geetha PN & Nandan SB. 2014. Ecology, Diversity, and Abundance of Macrobenthic Crustaceans in Cochin Estuary, India. *Research Journal of Recent Sciences.* 3(104): 137-148.
- Glynn PW, Dexter DM, and Bowman TE. 1975. *Excirrolana braziliensis*, a pan-american sand beach isopod: taxonomic status, zonation and distribution. *J.Zool.* 175, 509-521.
- Goudeau M. 1972. Le développement et la mue de la femelle d'*Hemioniscus balani* Buchholz, Crustacé Isopode Epicaride. *Archives de zoologie expérimentale et générale* 113, 51-69.
- Grutter A. 1996. Parasitic removal rates by the cleaner wrasse *Labroides dimidiatus*. *Mar.Ecol.Prog.Ser.* 130, 61-70.
- Grutter AS. 1994. Spatial and temporal variations of the ectoparasites of seven reef fish species from Lizard Island an Heron Island, Australia. *Mar.Ecol.Prog.Ser.* 115, 21-30.
- Grutter AS. 1999. Infestation dynamics of gnathiid isopod juveniles parasitic on the coral-reef fish *Hemigymnus melapterus* (Labridae). *Marine Biology* 135, 545-552.
- Harvey CE. Jones, M.B., and Naylor, E., 1973. Some factors affecting the distribution of estuarine isopods (Crustacea). *Estuar.Coast.Mar.Sci.* 1, 113-124.
- Hass CG & Knott B. 1998. Sphaeromatid isopods from the Swan River, Western Australia: diversity, distribution, and geographic sources. *Crustaceana* (Leiden) 71, 36-46.
- Heupel MR & Bennett MB. 1999. The occurrence, distribution and pathology associated with gnathiid isopod larvae infecting the epaulette shark, *Hemiscyllium ocellatum*. *International Journal of Parasitology* 29, 321-330.
- Huffard CL, Erdmann MV, and Gunawan TRP. 2012. Geographic Priorities for Marine Biodiversity Conservation in Indonesia. Ministry of Marine Affairs and Fisheries and Marine Protected Areas Governance Program. Jakarta. pp 105.
- Hutomo M and Moosa MK. 2004. Indonesian marine and coastal biodiversity: Present status. *Indian Journal of Marine Sciences.* 34(1): 88-97
- Jansen KP. 1970. Effect of temperature and salinity on survival and reproduction in baltic populations of

- Sphaeroma hookeri Leach, 1814 and Sphaeroma rugicauda Leach, 1814 (Isopoda). *Ophelia* 7, 177-184.
- Jansen KP. 1971. Ecological studies on intertidal New Zealand Sphaeromatidae (Isopoda, Flabellifera). *Mar.Biol.* 11, 262-285.
- Jaramillo E & Fuentealba S. 1993. Down-shore zonation of two cirolanid isopods during two spring-neap tidal cycles in a sandy beach of south central Chile. *Rev.Chil.Hist.Nat.* 66, 439-454.
- John PA. 1968. Habits Structure and Development of Sphaeroma terebrans (A Wood-Boring Isopod). University of Kerala Publications, pp. 1-82.
- Jones DA. 1971. The systematics and ecology of some sand beach isopods (Crustacea: Eurydicidae) from the coast of Kenya. *J.Zool.* 165, 201-227.
- Jones DA. 1976. The systematics and ecology of some isopods of the genus Cirolana (Cirolanidae) from the Indian Ocean region. *J.Zool.* 178, 209-222.
- Jones DA. 1979. The ecology of Sandy Beaches in Penang, Malaysia, with ScECIAL Reference to Excirrolana orientalis (Dana). *Estuarine and coastal Marine Sciences* 9, 677-682.
- Juilfs HB & Wägele JW. 1987. Symbiotic bacteria in the gut of the blood-sucking Antarctic fish parasite Gnathia calva (Crustacea: Isopoda). *Marine Biology* 95, 493-499.
- Kensley B. 1978. Guide to The Marine Isopods of Southern Africa. Cape Town. pp 173.
- Kensley B. 2001. Biogeography of The Marine Isopods of The Indian Ocean, with A Checklist of Species and Records. *Rotterdam.* 13:205-264.
- Kensley B & Schotte M. 1989. Guide to the Marine Isopods Crustaceans of The Caribbean. Washington D.C. pp 308.
- Kensley B & Schotte M. 2002. New Species and Records of Asellota from the Indoan Ocean (Crustacea: Peracarida: Isopoda). *Journal of Natural History.* 36: 1421-1461.
- Kensley BM, Schotte M, and Poore GCB. 2007. New Species and Records of Valviferan Isopods (Crustacea: Isopoda: Valvifera) from Indian Ocean. *Proceeding of the Biological Society of Washington.* 120: 429-445.
- Kensley BM, Schotte M, and Poore GCB. 2009. Gnathiid Isopods (Crustacea: Isopoda: Gnathiidae), Mostly New, from the Indian Ocean. *Proceeding of the Biological Society of Washington.* 122: 32-51.
- Kensler CB. 1965. Zonation of the crevice Fauna. *Rep.Challenger Soc.* 3, 24-25.
- Kühne H. 1973. On the nutritional requirements of the wood-boring Crustacea. *Proceedings of the Third International Congress on Marine Corrosion and Fouling,* 814-821.
- Ledoyer M. 1964. La faune vagile des herbiers de Zostera marina et de quelques biotopes d'algues infralittorales dans la zone intertidale en manche et comparaison avec des milieux méditerranéens identiques. *Rec.Trav.St.Mar.End.* 34, 227-240.
- Luxmoore RA. 1981. The ecology of Antarctic serolid isopods. *Thesis British Ant.Surv.Cambridge,* 1-231.
- Mangubhai S, Erdmann MV, Wilson JR, Huffard CL, Ballamu F, Hidayat NI, Hihipeuw C, Lazuardi ME, Muhajir, Pada D, Purba G, Rotinsulu C, Rumentna L, Sumolang K, and Wen W. 2012. Papuan Bird's Head Seascape: Emerging threats and challenges in the global center of marine biodiversity. *Marine Pollution Bulletin.* 64(11): 2279-2295.
- Marques JC, Martins, Teles-Ferreira C, and Cruz S. 1994. Population dynamics, life history, and production of Cyathura carinata (Kröyer) (Isopoda: Anthuridae) in the Mondego estuary,

- Portugal. J.Crustacean Biol. 14, 258-272.
- McKiernan JP, Grutter AS, and Davies AJ. 2005. Reproductive and feeding ecology of parasitic gnathiid isopods of epaulette sharks (*Hemiscyllium ocellatum*) with consideration of their role in the transmission of a haemogregarine. International Journal of Parasitology 35, 19-27.
- Moreira PS. 1974. Cryptic protective coloration in *Serolis laevis* and *Serolis polaris* (Isopoda, Flabellifera). Crustaceana (Leiden) 27, 1-4.
- Mueller HG. 1991a. Sphaeromatidae from Coral Reefs of the Society Islands, French Polynesia (Crustacea: Isopoda). Cahiers de Biologie Marine. 32: 83-104.
- Mueller HG. 1991b. Corallanidae from Bora Bora and Moorea, Society Islands, with New Description of a New Species of *Corallana* (Crustacea: Isopoda: Cymothoidae). Cahiers de Biologie Marine. 32: 451-468.
- Mueller HG. 1993a. Paranthurid Isopods from French Polynesian Coral Reefs, Including Descriptions of Six New Species (Crustacea: Peracarida). Cahiers de Biologie Marine. 34(3): 289-341.
- Mueller HG. 1993b. Gnathiidae from Coral Reefs in the Tioman Archipelago, Malaysia, with Description of Two New Species (Crustacea: Isopoda: Cymothoidae). Mitteilungen aus dem Zoologischen Museum in Berlin. 69: 3-17.
- Naylor E. 1972. British Marine Isopods Keys and Notes for Identification of the Species. London. 86.
- Naylor E & Haahtela I. 1966. Habitat preferences and interspersions of species within the superspecies *Jaera albifrons* Leach (Crustacea : Isopoda). J.Anim.Ecol. 35, 209-216.
- Naylor E, Slinn DE, & Spooner GM. 1961. Observations on the British species of *Jaera* (Isopoda: Asellota). J.mar.biol.Assoc.U.K. 41, 817-828.
- Nickell TD & Moore PG. 1991. The behavioural ecology of epibenthic scavenging invertebrates in the Clyde Sea area: field sampling using baited traps. Cah.Biol.Mar. 32, 353-370.
- Olafsson E. 1998. Are wood-boring isopods a real threat to the well being of mangrove forests? Ambio 27, 760-761.
- Prunus G & Pantoustier G. 1977. Aspects qualitatifs de l'association entre les deux Isopodes littoraux, *Jaera hopeana* Costa et *Sphaeroma serratum* Latreille. Bull.Soc.Zool.Fr. 102, 251-259.
- quart-Moulin C. 1992. La migration nocturne de *Eurydice truncata* Norman, 1868 (Isopoda, Cirolanidae) au dessus du plateau continental de la marge. Crustaceana (Leiden) 62, 201-213.
- Rehm AE. 1976. The Effects of the Wood-boring Isopod *Sphaeroma terebrans* on the Mangrove Communities of Florida. Environmental Conservation 3, 47-58.
- Ribi G. 1982. Differential colonization of roots of *Rhizophora mangle* by the wood boring isopod *Sphaeroma terebrans* as a mechanism to increase root density. PSZNI Mar.Ecol. 3, 13-19.
- Richardson H. 1905. A Monograph on The Isopods of North America. Washington. pp 727.
- Rokicki J, Wägele JW, and Strömberg JO. 1992. Note on the occurrence and hosts of some parasitic Antarctic isopods (Crustacea, Isopoda). Pol.Polar.Res. 13, 53-57.
- Sanciango JC, Carpenter KE, Etnoyer PJ, and Moretzsohn F. 2013. Habitat Availability and Heterogeneity and the Indo-Pacific Warm Pool as Predictors of Marine Species Richness in the

- Tropical Indo-Pacific. PLoS ONE 8(2):18.
- Schotte M & Kensley B. 2005. New Species and Records of Flabellifera from the Indian Ocean (Crustacea: Peracarida: Isopoda). *Journal of Natural History*. 39: 1211-1282.
- Sidabalok CM. 2013. List of Marine Isopods Recorded from Indonesian Waters. *Mar. Res. Indonesia*. 38(1):49-66.
- Sjoeberg B. 1967. On the ecology of the *Jaera albifrons* group (Isopoda). *Sarsia* 29, 321-348.
- Smit NJ, Basson L, & Van As JG. 2003. Life cycle of the temporary fish parasite, *Gnathia africana* (Crustacea: Isopoda: Gnathiidae). *Folia Parasitologica* 50, 135-142.
- Stephenson AB & Riley J. 1995. Isopods of four seaweeds in the Bay of Islands, New Zealand. *Rec.Auck.Inst.Mus*. 32, 91-99.
- Talley TS, Crooks JA, & Levin LA. 2001. Habitat utilization and alteration by the invasive burrowing isopod, *Sphaeroma quoyanum*, in California salt marshes. *Marine Biology* 138, 561-573.
- Tanaka K. 2007. Life history of gnathiid isopods-current knowledge and future directions. *Plankton Benthos Research* 2(1), 1-11.
- Tanaka K and Sanriku M. 2006. Biology of gnathiid isopods (2). Life cycle, parasitism and habitat utilization. *Aquabiology* 28, 199-204.
- Tinsley MC & Reilly SD. 2002. Reproductive ecology of the saltmarsh-dwelling marine ectoparasite *Paragnathia formica* (Crustacea: Isopoda). *J.mar.biol.Assoc.U.K.* 82, 79-84.
- Tsuchiya M & Bellan-Santini D. 1989. Vertical distribution of shallow rocky shore organisms and community structure of mussel beds (*Mytilus galloprovincialis*) along the coast of Marseille, France. *Mésogée* 49, 91-110.
- Tussenbrock BI & Brearley A. 1998. Isopod burrowing in leaves of turtle grass, *Thalassia testudinum*, in a Mexican Caribbean reef lagoon. *Mar.Freshw.Res.* 49, 525-531.
- Wägele JW. 1979. Morphologische Studien an *Eisothistos* mit Beschreibung von drei neuen Arten (Crustacea, Isopoda, Anthuridea). *Mitt.Zool.Mus.Univ.Kiel* 1, 1-19.
- Wägele JW. 1981. Zur Phylogenie der Anthuridea (Crustacea, Isopoda). Mit Beiträgen zur Lebensweise, Morphologie, Anatomie und Taxonomie. *Zoologica (Stuttg.)* 132, 1-127.
- Wägele JW. 1984. Studies on Antarctic Crustacea Isopoda.1. Anthuridea of the Weddell Sea. *Polar.Biol.* 3, 99-117.
- Wägele JW. 1987. On the reproductive biology of *Ceratoserolis trilobitoides* (Crustacea: Isopoda): Latitudinal variation of fecundity and embryonic development. *Polar.Biol.* 7, 11-24.
- Wägele JW. 1988. Aspects of the life-cycle of the Antarctic fish parasite *Gnathia calva* Vanhöffen (Crustacea: Isopoda). *Polar.Biol.* 8, 287-291.
- Wägele JW. 1990. Growth in captivity and aspects of reproductive biology of the Antarctic fish parasite *Aega antarctica* (Crustacea, Isopoda). *Polar.Biol.* 10, 521-527.
- Wägele JW. 1991. Synopses of the Antarctic Benthos. Vol.2 Antarctic Isopoda Valvifera. Koenigstein. pp 213.
- Wägele JW. 1992. Benthic ecology in the Southern Ocean and the biology and evolution of Antarctic Isopoda (Crustacea: Peracarida). *Verh.Dtsch.Zool.Ges.* 85, 259-270.
- Wägele JW & Brito T. 1990. Die sublitorale Fauna der maritimen Antarktis. Erste Unterwasserbeobachtungen in der

- Admiralitätsbucht. Natur und Museum
120, 269-282.
- Wieser W. 1963. Adaptations of two
intertidal Isopods. - 2. Comparison
between *Campeopea hirsuta* and
Naesa bidentata (Sphaeromatidae).
J.mar.biol.Assoc.U.K. 43, 97-112.
- Williams J, Bunkley-Williams L, Boulon J,
Eckert KL, & Bruce NL. 1996.
Excorallana acuticauda (Isopoda,
Corallanidae) an Associate of
Leatherback Turtles in the
Northeastern Caribbean, with a
summary of Isopods recorded from
Sea Turtles;. *Crustaceana* (Leiden)
69, 1014-1017.
- WoRMS. 2019. Isopoda.
www.marinespecies.org/aphia.php?p=taxdetails&id=1131