



**Roskilde  
University**

## Repulsive Reference Potential Reproducing the Dynamics of a Liquid with Attractions

Pedersen, Ulf R.; Schrøder, Thomas; Dyre, J. C.

*Published in:*  
Physical Review Letters

*DOI:*  
[10.1103/PhysRevLett.105.157801](https://doi.org/10.1103/PhysRevLett.105.157801)

*Publication date:*  
2010

*Document Version*  
Publisher's PDF, also known as Version of record

*Citation for published version (APA):*  
Pedersen, U. R., Schrøder, T., & Dyre, J. C. (2010). Repulsive Reference Potential Reproducing the Dynamics of a Liquid with Attractions. *Physical Review Letters*, 105(5). <https://doi.org/10.1103/PhysRevLett.105.157801>

### General rights

Copyright and moral rights for the publications made accessible in the public portal are retained by the authors and/or other copyright owners and it is a condition of accessing publications that users recognise and abide by the legal requirements associated with these rights.

- Users may download and print one copy of any publication from the public portal for the purpose of private study or research.
- You may not further distribute the material or use it for any profit-making activity or commercial gain.
- You may freely distribute the URL identifying the publication in the public portal.

### Take down policy

If you believe that this document breaches copyright please contact [rucforsk@ruc.dk](mailto:rucforsk@ruc.dk) providing details, and we will remove access to the work immediately and investigate your claim.

## Repulsive Reference Potential Reproducing the Dynamics of a Liquid with Attractions

Ulf R. Pedersen\*

*Department of Chemistry, University of California, Berkeley, California 94720-1460, USA*

Thomas B. Schröder<sup>†</sup> and Jeppe C. Dyre<sup>‡</sup>

*DNRF Centre “Glass and Time,” IMFUFA, Department of Sciences, Roskilde University, P.O. Box 260, DK-4000 Roskilde, Denmark*

(Received 30 April 2010; published 6 October 2010)

A well-known result of liquid state theory is that the structure of dense fluids is mainly determined by their repulsive forces. The Weeks-Chandler-Andersen potential, which cuts intermolecular potentials at their minima, is therefore often used as a reference. However, this cannot reproduce the viscous dynamics of the Kob-Andersen binary Lennard-Jones liquid [Berthier and Tarjus, *Phys. Rev. Lett.* **103**, 170601 (2009)]. This paper shows that repulsive inverse-power-law potentials provide a reference for this liquid that reproduces its structure, dynamics, and isochoric heat capacity.

DOI: 10.1103/PhysRevLett.105.157801

PACS numbers: 61.20.Ne, 61.20.Ja, 61.20.Lc, 64.70.pm

Condensed matter is held together by attractive intermolecular forces, but is generally very resistant against compression. These two simple observations provide important microscopic information, and long ago it was shown that many properties of liquids and solids derive directly from the fact that intermolecular forces consist of short-ranged, harsh repulsions and long-ranged, much weaker attractions [1–3]. This is the background of the noted Weeks-Chandler-Andersen (WCA) papers [3,4] in which a repulsive reference potential is arrived at by cutting off the potentials at their minima. Similar notable works emphasizing the dominance of the repulsive interactions were published by Widom [2], Barker and Henderson [5], and Gubbins *et al.* [6]. During the 1970s it was demonstrated that the WCA reference represents well the liquid structure as monitored, e.g., by the radial distribution function [3,4]. Since then thermodynamic perturbation theories start from the insight that intermolecular attractions give rise merely to an almost constant mean-field background potential [7,8].

There are several examples where the WCA reference reproduces the liquid dynamics, but exceptions to this have also been reported [9]. In a striking case, Berthier and Tarjus recently showed by simulation that the dynamics of the Kob-Andersen binary Lennard-Jones (KABLJ) viscous liquid is not at all properly reproduced by the WCA reference [10]. Berthier and Tarjus concluded that, while the attractive forces have little effect on the liquid’s structure, they affect the dynamics in a highly nontrivial and nonperturbative way. An obvious question is whether other repulsive potentials can better reproduce the KABLJ liquid’s dynamics. We focus here on inverse-power-law (IPL) potentials, which are well known to have a number of simple properties [11]. We simulated three Kob-Andersen-type binary mixtures: the original Lennard-Jones (LJ) version (KABLJ) [12], the WCA version (KABWCA), and an IPL version (KABIP). The KABLJ

liquid is an 80:20 mixture of two LJ particles, *A* and *B* [12]. This liquid has become the standard system for studying viscous liquid dynamics, and like other binary mixtures with size ratio below 0.9 it does not easily crystallize [13,14]. If  $r_{ij}$  is the distance between particles *i* and *j*, the KABLJ potential energy is given by

$$U = 4 \sum_{i>j} \varepsilon_{ij} \left[ \left( \frac{\sigma_{ij}}{r_{ij}} \right)^{12} - \left( \frac{\sigma_{ij}}{r_{ij}} \right)^6 \right]. \quad (1)$$

The indices *i* and *j* vary over all particles, and the energy and length parameters are given as  $\varepsilon_{AB}/\varepsilon_{AA} = 1.5$  and  $\varepsilon_{BB}/\varepsilon_{AA} = 0.5$ ,  $\sigma_{AB}/\sigma_{AA} = 0.8$  and  $\sigma_{BB}/\sigma_{AA} = 0.88$  [12].

We wish to compare the dynamics of the KABLJ liquid to that of an IPL liquid. A simple IPL ansatz that respects the difference between *A* and *B* particles is

$$U_{\text{IPL}} = A \sum_{i>j} \varepsilon_{ij} \left( \frac{\sigma_{ij}}{r_{ij}} \right)^n. \quad (2)$$

This ansatz leaves two parameters to be determined, *A* and *n*. For an IPL liquid with  $r_{ij}^{-n}$  interactions the virial obeys  $W = (n/3)U$  for all microscopic states [11]. Figure 1(a) shows a scatter plot of constant-volume equilibrium fluctuations of virial versus potential energy of the KABLJ liquid at three state points with same density in the supercooled regime (the three colored ovals) [15]. The slope  $\gamma$  of the best fit line is 5.16. Thus we choose  $n = 3 \times 5.16 = 15.48$  as the IPL exponent [16]. Once *n* is fixed, *A* is determined by plotting the fluctuations of the KABLJ potential energy versus  $\sum_{i>j} \varepsilon_{ij} (\sigma_{ij}/r_{ij})^n$ , referring to configurations drawn from the KABLJ simulations [Fig. 1(b)]. This plot yields  $A = 1.945$  as the value ensuring overall agreement between the magnitudes of the KABLJ and the KABIP potential energy fluctuations.

Before comparing the dynamics of the KABLJ and KABIP liquids we briefly consider their structure by evaluating the radial distribution functions (RDFs) in Fig. 2.

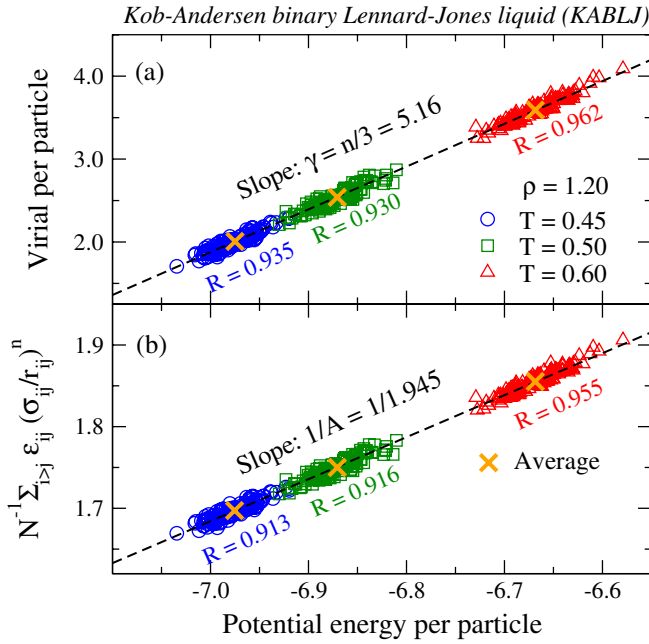


FIG. 1 (color online). (a) The IPL exponent is estimated to  $n = 3 \times 5.16 = 15.48$  by evaluating the slope of a scatter plot of the virial and potential energy fluctuations of the KABLJ liquid at three state points with same density (open symbols,  $NVT$  simulations of 1000 particles). Average values of the state points are indicated by (yellow)  $\times$ 's. (b) The IPL prefactor is estimated to  $A = 1.945$  from the slope in a scatter plot of  $\sum_{i>j} \epsilon_{ij} (r_{ij}/\sigma_{ij})^{-n}$  and potential energy fluctuations. The number  $R$  gives the relevant correlation coefficient.

This figure also includes the RDFs of the KABWCA liquid. The IPL is slightly better than the WCA, but overall the three potentials give quite similar RDFs. The largest deviations are seen for the small particle (BB) distribution; note that all three potentials capture its characteristic small first peak (with peak value below unity) stemming from the strong  $AB$  affinity.

Figure 3 compares the KABLJ, KABIP, and KABWCA dynamics via the  $A$  particle incoherent intermediate self-scattering function evaluated at the wave vector of the first

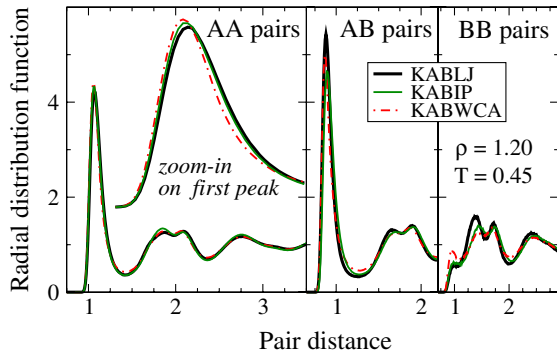


FIG. 2 (color online). Radial distribution functions of the  $AA$ ,  $AB$ , and  $BB$  particle pairs of the KABLJ, KABIP, and KABWCA liquids at one state point.

peak of the  $AA$  structure factor,  $q = 7.25$  (reduced units referring to the  $A$  particle parameters are used throughout). The simulations were performed over a range of temperatures on the  $\rho = 1.20$  isochore, giving four decades of variation in the structural relaxation time. The agreement between the KABLJ and KABIP dynamics is good. The intermediate scattering function of the KABWCA liquid agrees with that of the KABLJ liquid at the highest temperature, but the KABWCA dynamics is too fast at low temperatures [10]. Comparing Figs. 2 and 3, one concludes that the RDFs do not determine the dynamics. This observation may be relevant for illuminating the applicability of mode-coupling theories [8]. As an aside, Fig. 3 includes also a system (KABWCAIP) approximating the KABWCA system by IPL potentials. As for the KABLJ liquid the two parameters  $A$  and  $n$  are determined uniquely from the equilibrium fluctuations (but in this case, interestingly, the parameters vary with state point whereas they are virtually constant for the KABLJ liquid).

The structural relaxation time  $\tau_\alpha$  is defined here as the time at which the  $AA$  incoherent self-scattering function is  $1/e$ . This quantity's temperature dependence is shown in Fig. 4(a). We here varied the density between 1.10 and 1.40, corresponding to pressures between  $-1$  and  $11$  kbar in the supercooled viscous regime (argon units). Again there is good agreement between the KABLJ and KABIP systems. Figure 4(b) shows that the KABLJ liquid obeys density scaling [17,18], i.e., that the reduced structural

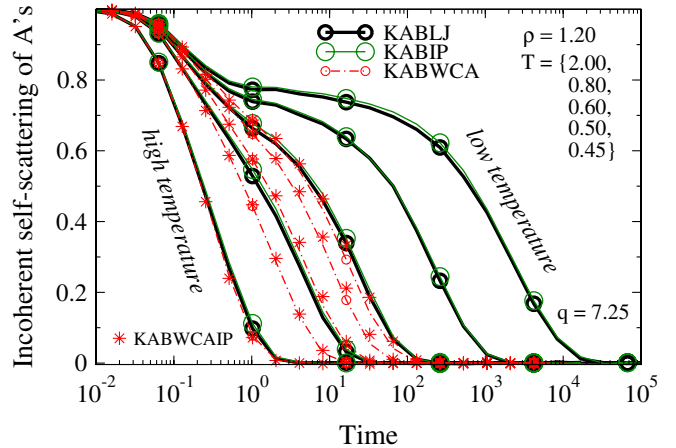


FIG. 3 (color online). Incoherent intermediate self-scattering function for the  $A$  particles of the KABLJ, KABIP, and KABWCA liquids along the  $\rho = 1.20$  isochore for five temperatures. At the highest temperature the three models have the same dynamics, but at lower temperatures only the KABLJ and KABIP liquid have the same dynamics; the KABWCA liquid is considerably faster. Asterices (KABWCAIP) denote the IPL approximation to the KABWCA liquid (at each state point the parameters  $A$  and  $n$  are uniquely determined from the equilibrium virial and potential energy fluctuations, resulting in at  $\rho = 1.20$  for  $T = \{0.45, 0.5, 0.6, 0.8, 2.0\}$ :  $n = \{20.67, 20.28, 19.59, 18.69, 16.38\}$  and  $A = \{1.176, 1.205, 1.231, 1.267, 1.471\}$ ).

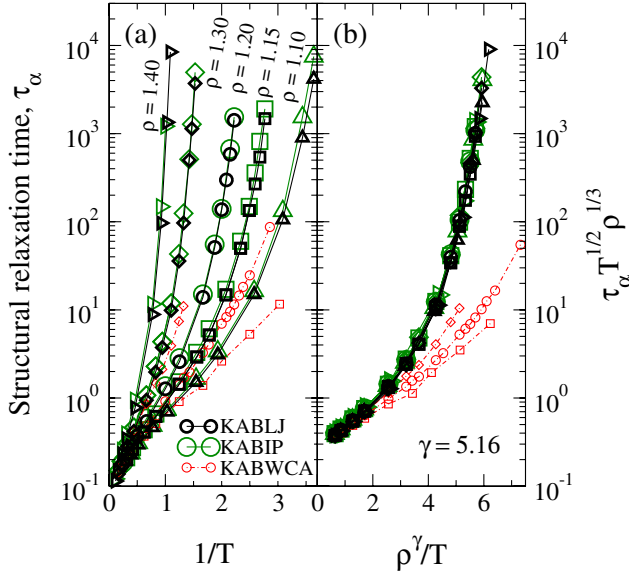


FIG. 4 (color online). (a) Structural relaxation time  $\tau_\alpha$  as a function of inverse temperature [defined as the time when the AA incoherent intermediate scattering function is  $1/e$  at wave vector  $q = 7.25(\rho/1.2)^{1/3}$ ]. Lines between isochoric points are shown for clarity. (b) The reduced structural relaxation time of the KABLJ and KABIP liquids is a function of the variable  $\rho^\gamma/T$ , confirming density scaling [17,18]. In both (a) and (b) the small (red) symbols give the KABWCA results at densities 1.15, 1.20, and 1.30.

relaxation time is a function of  $\rho^\gamma/T$ . In particular, this implies that the IPL reference potential also conforms well to the fragility scaling of Berthier and Tarjus (Fig. 2 in Ref. [10]).

The simulation results for  $\tau_\alpha(T)$  may be fitted by several well-known analytical functions for the temperature dependence along an isochore, both by functions with a dynamic divergence (e.g., the Vogel-Fulcher-Tammann equation) and by functions without a dynamic divergence (e.g., quadratic scaling [19] or other recent suggestions [20,21]). For clarity of presentation we did not plot these functions.

Finally, we show in Fig. 5(a) the isochoric specific heat per particle,  $c_V$ , as a function of temperature for the three potentials at different densities. Figure 5(b) shows that the KABLJ and KABIP liquids both conform to density scaling as well as to the Rosenfeld-Tarazona  $c_V$  scaling ( $c_V - 3/2 \propto T^{-2/5}$ ) [22]. The KABLJ and KABIP liquids agree, while the KABWCA liquid gives somewhat smaller  $c_V$ 's. Thus not only for the dynamics, but also for a static thermodynamic quantity like  $c_V$  does an IPL system provide a superior reference system.

Why does an IPL potential reproduce the KABLJ liquid's dynamics so well? It was recently argued that van der Waals-type liquids have a “hidden” approximate scale invariance, which is reflected in the fact that these liquids to a good approximation inherit a number of properties of IPL potentials [23]. As mentioned, an IPL

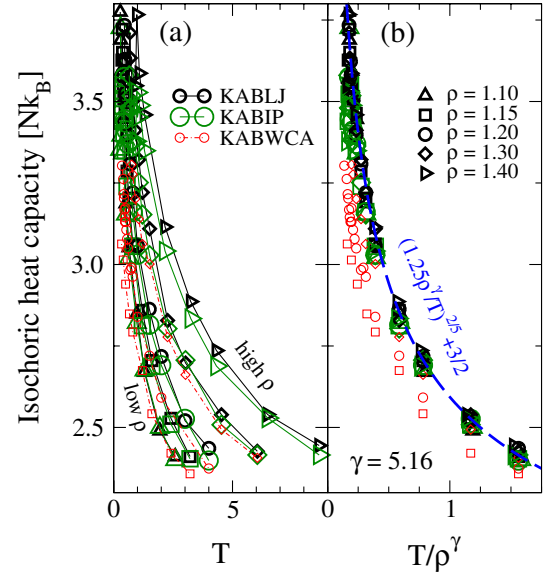


FIG. 5 (color online). (a) Isochoric specific heat per particle,  $c_V$ , in units of  $k_B$ . Lines between isochoric points are shown for clarity. The KABIP  $c_V$  is closer to the KABLJ than is the KABWCA. (b) The same data scaled according to the density scaling recipe in conjunction with the Rosenfeld-Tarazona  $c_V$  scaling [22], which is indicated by the (blue) dashed line (the number 1.25 being a fitting parameter).

potential exhibits 100% correlation between virial  $W$  and potential energy  $U$  for all microscopic configurations [ $W = (n/3)U$ ]. Hidden scale invariance is manifested in the appearance of strong correlations of the thermal equilibrium  $WU$  fluctuations in the  $NVT$  ensemble [Fig. 1]; it comes about as follows [23]. Highly asymmetric potentials like the LJ pair potential are well approximated around the minimum by an “extended inverse power law” of the form  $v(r) = Ar^{-n} + B + Cr$ . When summing over all nearest-neighbor distances, the linear term almost does not fluctuate if the total volume is fixed. Consequently, several properties of strongly correlating liquids are well reproduced by IPL potentials. It is important to note, though, that because the linear term of the extended inverse-power-law potential gives a volume-dependent contribution to the free energy, the IPL free energy, pressure, compressibility, and equation of state, represent poorly the liquid [23].

Strongly correlating liquids include the van der Waals and metallic liquids, but neither covalent or hydrogen-bonded liquids nor strongly ionic liquids [23]—this is because competing interactions generally tend to spoil strong  $WU$  correlations. To a good approximation strongly correlating liquids obey density scaling [17]. In simulations of strongly correlating liquids  $\gamma$  is determined from the approximate identity  $\Delta W(t) \cong \gamma \Delta U(t)$  [Fig. 1] [18,23]. Generally, strongly correlating liquids are characterized by the existence of “isomorph” curves in their phase diagram along which several quantities are almost invariant, e.g., the excess entropy and the relaxation time in reduced units [24].

Whenever  $\gamma$  is fairly constant throughout large parts of the phase diagram—as appears to be the case for most strongly correlating liquids [23]—an isomorph is to a good approximation given by  $\rho^\gamma/T = \text{const.}$  This explains density scaling for strongly correlating liquids [24].

In conclusion, structure, dynamics, and the isochoric specific heat of the KABLJ liquid are well represented by a repulsive IPL reference. Our findings suggest that the WCA reference fails to reproduce the KABLJ viscous dynamics because this reference does not take into account the hidden scale invariance of the KABLJ liquid.

The authors are indebted to David Chandler, Peter Harrowell, Ken Schweizer, and Søren Toxværd for fruitful discussions during the preparation of this paper. U. R. P. is supported by the Danish Council for Independent Research in Natural Sciences. The centre for viscous liquid dynamics “Glass and Time” is sponsored by the Danish National Research Foundation (DNRF).

\*urp@berkeley.edu

†tbs@ruc.dk

‡dyre@ruc.dk

- [1] J. D. van der Waals, “*On The Continuity Of The Gaseous And Liquid States*,” Universiteit Leiden, 1873 (unpublished).
- [2] B. Widom, *Science* **157**, 375 (1967).
- [3] D. Chandler, J. D. Weeks, and H. C. Andersen, *Science* **220**, 787 (1983).
- [4] J. D. Weeks, D. Chandler, and H. C. Andersen, *J. Chem. Phys.* **54**, 5237 (1971).
- [5] J. A. Barker and D. Henderson, *J. Chem. Phys.* **47**, 2856 (1967); *Rev. Mod. Phys.* **48**, 587 (1976).
- [6] K. E. Gubbins, W. R. Smith, M. K. Tham, and E. W. Tjepel, *Mol. Phys.* **22**, 1089 (1971).
- [7] J. P. Boon and S. Yip, *Molecular Hydrodynamics* (McGraw-Hill, New York, 1980); J. P. Hansen and I. R. McDonald, *Theory of Simple Liquids* (Academic Press, New York, 1986), 2nd ed.; J.-L. Barrat and J.-P. Hansen, *Basic Concepts for Simple and Complex Liquids* (Cambridge University Press, Cambridge, U.K., 2003); D. Ben-Amotz and G. Stell, *J. Phys. Chem. B* **108**, 6877 (2004).
- [8] L. Berthier and G. Tarjus, *Phys. Rev. E* **82**, 031502 (2010).
- [9] D. Chandler, *Acc. Chem. Res.* **7**, 246 (1974); J. Kushick and B. J. Berne, *J. Chem. Phys.* **59**, 3732 (1973); J. Jonas, *Science* **216**, 1179 (1982); S. D. Bembenek and G. Szamel, *J. Phys. Chem. B* **104**, 10647 (2000); T. Young and H. C. Andersen, *J. Phys. Chem. B* **109**, 2985 (2005).
- [10] L. Berthier and G. Tarjus, *Phys. Rev. Lett.* **103**, 170601 (2009).
- [11] O. Klein, *Medd. Vetenskapsakad. Nobelinst.* **5**, 1 (1919); W. G. Hoover, S. G. Gray, and K. W. Johnson, *J. Chem. Phys.* **55**, 1128 (1971); Y. Hiwatari, H. Matsuda, T. Ogawa, N. Ogita, and A. Ueda, *Prog. Theor. Phys.* **52**, 1105 (1974); S. M. Stishov, *Sov. Phys. Usp.* **17**, 625 (1975); D. Ben-Amotz and G. J. Stell, *J. Chem. Phys.* **119**, 10777 (2003); C. DeMichele, F. Sciortino, and A. Coniglio, *J. Phys. Condens. Matter* **16**, L489 (2004).
- [12] W. Kob and H. C. Andersen, *Phys. Rev. Lett.* **73**, 1376 (1994).
- [13] B. Bernu, J. P. Hansen, Y. Hiwatari, and G. Pastore, *Phys. Rev. A* **36**, 4891 (1987); G. Pastore, B. Bernu, J. P. Hansen, and Y. Hiwatari, *Phys. Rev. A* **38**, 454 (1988); J. L. Barrat, J. N. Roux, and J. P. Hansen, *Chem. Phys.* **149**, 197 (1990).
- [14] S. Toxvaerd, U. R. Pedersen, T. B. Schrøder, and J. C. Dyre, *J. Chem. Phys.* **130**, 224501 (2009).
- [15] Simulations were carried out using a newly developed CUDA MD code for NVIDIA graphics cards, available as open source at <http://rumd.org>.
- [16] In Ref. [24] we fitted to aging simulations performed at the slightly higher density  $\rho = 1.264$ , leading to a best fit exponent of  $\gamma = 5.01$ . Use of this 3% smaller exponent barely changes the quantitative findings of the present Letter.
- [17] C. Alba-Simionesco, A. Cailliaux, A. Alegria, and G. Tarjus, *Europhys. Lett.* **68**, 58 (2004); C. M. Roland, S. Hensel-Bielowka, M. Paluch, and R. Casalini, *Rep. Prog. Phys.* **68**, 1405 (2005).
- [18] T. B. Schrøder *et al.*, *Phys. Rev. E* **80**, 041502 (2009); D. Coslovich and C. M. Roland, *J. Phys. Chem. B* **112**, 1329 (2008); D. Coslovich and C. M. Roland, *J. Chem. Phys.* **130**, 014508 (2009); D. Coslovich and C. M. Roland, *J. Chem. Phys.* **131**, 151103 (2009).
- [19] Y. S. Elmatad, D. Chandler, and J. P. Garrahan, *J. Phys. Chem. B* **113**, 5563 (2009).
- [20] T. Hecksher, A. I. Nielsen, N. B. Olsen, and J. C. Dyre, *Nature Phys.* **4**, 737 (2008).
- [21] J. C. Mauro, Y. Z. Yue, A. J. Ellison, P. K. Gupta, and D. C. Allen, *Proc. Natl. Acad. Sci. U.S.A.* **106**, 19780 (2009).
- [22] Y. Rosenfeld and P. Tarazona, *Mol. Phys.* **95**, 141 (1998).
- [23] U. R. Pedersen *et al.*, *Phys. Rev. Lett.* **100**, 015701 (2008); U. R. Pedersen *et al.*, *Phys. Rev. E* **77**, 011201 (2008); N. P. Bailey *et al.*, *J. Chem. Phys.* **129**, 184507 (2008); N. P. Bailey *et al.*, *J. Chem. Phys.* **129**, 184508 (2008); N. P. Bailey *et al.*, *J. Phys. Condens. Matter* **20**, 244113 (2008); T. B. Schrøder *et al.*, *J. Chem. Phys.* **131**, 234503 (2009); U. R. Pedersen *et al.*, *J. Phys. Chem. B* **114**, 2124 (2010); U. R. Pedersen *et al.*, arXiv:1004.1182.
- [24] N. Gnan *et al.*, *J. Chem. Phys.* **131**, 234504 (2009); N. Gnan *et al.*, *Phys. Rev. Lett.* **104**, 125902 (2010).