

# Spin-Peierls transition in a $\text{Cu}^{2+}$ linear chain

L. J. de Jongh, H. J. M. de Groot, and J. Reedijk

Citation: *Journal of Applied Physics* **53**, 8027 (1982); doi: 10.1063/1.330295

View online: <https://doi.org/10.1063/1.330295>

View Table of Contents: <http://aip.scitation.org/toc/jap/53/11>

Published by the *American Institute of Physics*

---

---

**HIDEN**  
ANALYTICAL

## Instruments for Advanced Science

Contact Hiden Analytical for further details:

W [www.HidenAnalytical.com](http://www.HidenAnalytical.com)

E [info@hiden.co.uk](mailto:info@hiden.co.uk)

**CLICK TO VIEW** our product catalogue



### Gas Analysis

- ▶ dynamic measurement of reaction gas streams
- ▶ catalysis and thermal analysis
- ▶ molecular beam studies
- ▶ dissolved species probes
- ▶ fermentation, environmental and ecological studies



### Surface Science

- ▶ UHV TPD
- ▶ SIMS
- ▶ end point detection in ion beam etch
- ▶ elemental imaging - surface mapping



### Plasma Diagnostics

- ▶ plasma source characterization
- ▶ etch and deposition process reaction kinetic studies
- ▶ analysis of neutral and radical species



### Vacuum Analysis

- ▶ partial pressure measurement and control of process gases
- ▶ reactive sputter process control
- ▶ vacuum diagnostics
- ▶ vacuum coating process monitoring

# Spin-Peierls transition in a $\text{Cu}^{2+}$ linear chain

L. J. de Jongh and H. J. M. de Groot

Kamerlingh Onnes Laboratorium, State University Leiden, Leiden, The Netherlands

J. Reedijk

Department of Chemistry, State University Leiden, Leiden, The Netherlands

We present susceptibility vs temperature and high-field (40 T) magnetization data on Cu-HTS. The data are interpreted in terms of a spin-Peierls transition at about 12 K in this antiferromagnetic  $S = 1/2$  linear chain compound.

PACS numbers: 75.10.Jm, 75.30.Et, 75.30.Kz, 75.40.Fa

The Spin-Peierls (SP) transition [1,2] in an antiferromagnetic Heisenberg chain of spins  $S = 1/2$  results from the magnetoelastic coupling between the magnetic chain system and the surrounding lattice (3-d phonon field). Below the transition temperature  $T_{\text{Sp}}$  a "spontaneous dimerization" of the chains occurs, which increases progressively to a limiting value as  $T \rightarrow 0$ . Few experimental examples have been found so far [1], and include  $\text{TTF}^+-\text{CuS}_4\text{C}_4(\text{CF}_3)_4$  and related compounds ( $\text{Cu} \rightarrow \text{Au}$ ;  $\text{S} \rightarrow \text{Se}$ ), as well as  $\text{MEM}-(\text{TCNQ})_2$ . These materials consist of large, planar, organic molecules, and the spins  $S = 1/2$  responsible for the magnetism arise from unpaired electrons situated on the  $\text{TTF}^+$  and the  $(\text{TCNQ})_2$  groups, respectively.

Interestingly, although numerous ionic  $\text{Cu}^{2+}$  compounds have been found [3] which closely approximate the  $S = 1/2$  antiferromagnetic Heisenberg chain, none of these show a SP transition. Instead, long-range 3-d magnetic order is observed below a transition temperature  $T_C$ . Clearly, once a 3-d ordered structure is established the SP transition can no longer occur. Conversely, below the SP transition the ground state becomes non-magnetic, so that the interchain couplings are rendered ineffective. Thus  $T_{\text{Sp}}$  excludes  $T_C$  and *vice versa* [1,4].

Apparently, for the  $\text{Cu}^{2+}$  chains one has always had  $T_C > T_{\text{Sp}}$ . We suggest the explanation to lie in the fact that the structure of these chains is usually quite rigid in crystallographic respect. To provide strong exchange along the chains, the  $\text{Cu}^{2+}$  ions are linked together by short (e.g. ionic) superexchange bonds, whereas the chains are separated as much as possible by bulky organic molecules, bonded by weak van der Waals forces. Consequently, the occurrence of the soft mode along the chain direction needed [5], for the SP transition is very unlikely. By contrast the planar

molecules in the above mentioned SP compounds allow much more easily the small shifts needed to produce the spin dimerization (magnetic energy gain) without too much loss in lattice energy.

A possible test of this reasoning is provided by the compound Cu-HTS (catena-hexane-dionebis (thiosemicarbanonato) copper II). In this material [6,7] the  $\text{Cu}^{2+}$  ion is part of a planar molecule (cf. fig. 1), which molecules form linear stacks with Cu-Cu distances of about 3.5 Å. Therefore, the conditions for the occurrence of a soft mode would seem to be favourable.

Our powder susceptibility data, shown in fig. 2 as a function of temperature, may be fitted quite well to the prediction for the uniform antiferromagnetic  $S = 1/2$  Heisenberg chain in the range  $T > 20$  K, yielding  $J/k_B \cong -19.6$  K and  $g = 2.26$ . Below 18 K the  $\chi$  starts to deviate and appears to fall to zero, indicating a non-magnetic phase. Defining, as in ref. 8,  $T_{\text{Sp}}$  as the temperature of maximum slope in the  $\chi$  vs  $T$  plot, we find  $T_{\text{Sp}} = 12 \pm 2$  K. The low value of  $T_{\text{Sp}}$  compared to 18 K indicates a considerable degree of short-range order to be involved in this transition.

The magnetization curve at 1.2 K up to 40 T has been measured in the pulsed field magnet of our Laboratory [9]. The result, shown in fig. 3, cannot be fitted satisfactorily with predictions for alternating chains, in contrast with our earlier studies of such systems [10,11]. This seems to confirm the assignment of a Spin-Peierls dimerization. The critical field needed to depin the dimerization vector can be calculated from  $T_{\text{Sp}}$  according to the formula [1] :  $\mu_B H_C \cong 0.7 k_B T_{\text{Sp}}$ . With  $T_{\text{Sp}} = 12$  K we obtain  $H_C \cong 12$  T, in agreement with the data in fig. 3. In the same figure we show the magnetization curve for the uniform chain [12] calculated with the parameters found for

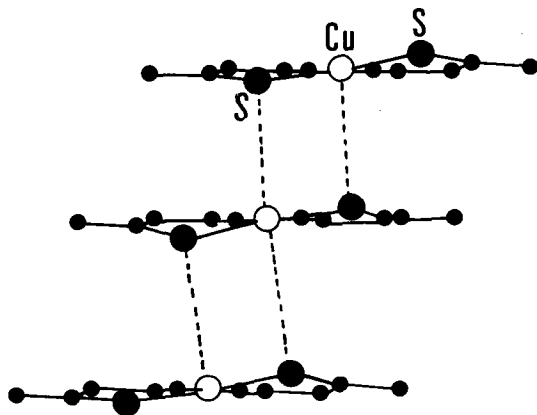


Fig. 1 : Linear stacking of the Cu-HTS molecules (from ref. 6).

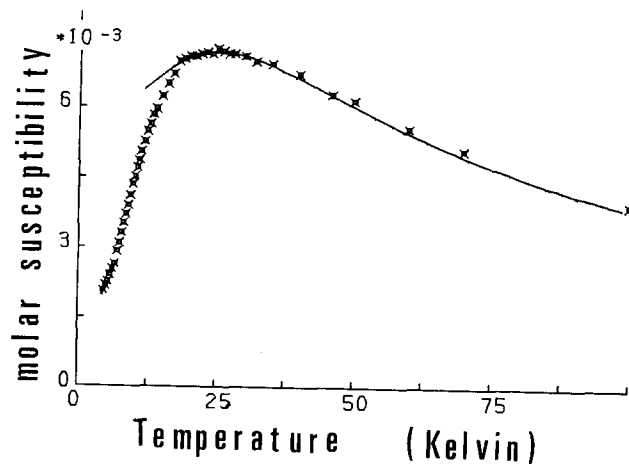


Fig. 2 : Powder-susceptibility of Cu-HTS. Solid curve is the susceptibility for the uniform chain.

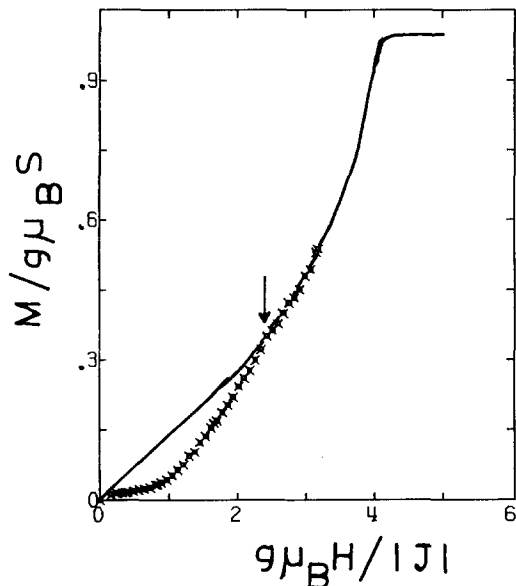


Fig. 3 : High-field magnetization of Cu-HTS. Solid curve shows the magnetization for the uniform chain ( $|J|/g\mu_B$  corresponds to 13 T).

$T > 20$  K from the susceptibility. One observes that for  $H \gtrsim 30$  T the data coincide with this curve, indicating that above this value the uniform phase is retrieved (arrow in fig.3).

As noted already, we are unable to fit the susceptibility and magnetization data simultaneously to predictions for the alternating  $S=1/2$  antiferromagnetic Heisenberg chain. This is demonstrated in figs. 4 and 5. Although the susceptibility data could be approximated by an alternating chain curve with an alternation ratio of say  $\alpha \gtrsim 0.9$  (fig.4), such values are incompatible with the behavior of the magnetization, as is evident from fig.5. In order to obtain a fit that approaches the steep part of the lower half of the magnetization curve, a value of  $\alpha \lesssim 0.6$  is required, but even then one is left with a quite unsatisfactory fit for the other parts of the curve. In our opinion this excludes an explanation of our experiments in terms of an alternating chain model.

We remark that our susceptibility data differ somewhat from previously published results by Hatfield and coworkers [7]. We attribute this to differences in preparation methods, since we have observed that the magnetic properties of the endproduct are different depending on the solvent used.

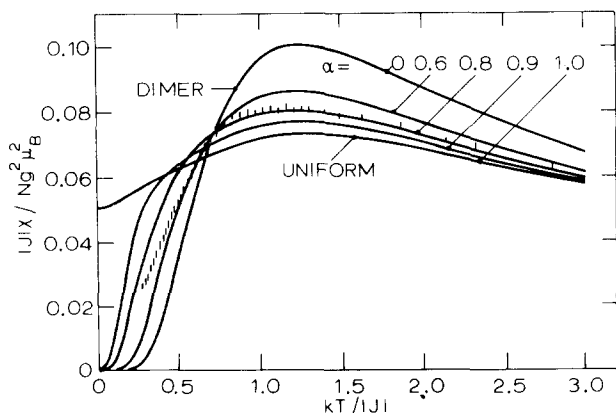


Fig. 4 : Attempt to fit the susceptibility data of Cu-HTS with an alternating chain model.

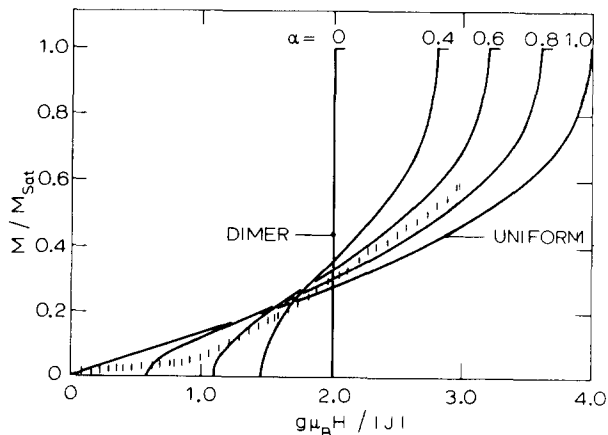


Fig. 5 : Attempt to fit the magnetization curve of Cu-HTS with an alternating chain model.

The observed short-range order effects appear to be more pronounced than in the hitherto studied SP systems. This might be due to the fact that the ratio  $kT_{SP}/|J|$  is 3x larger in our present case. Another explanation might be a low-dimensional character of the phonon lattice in this material, which would enhance the departures from mean-field behavior. Such an anisotropy in the phonon spectrum would not be unexpected in view of the crystallographic structure.

We would like to thank F. Hulsbergen for the preparation of the sample of Cu-HTS. We are also much indebted to I.S.Jacobs and J.C. Bonner for numerous illuminating discussions on the Spin Peierls problem.

This work is supported in part by the "Stichting voor Fundamenteel Onderzoek der Materie (F.O.M.)" and by the "Stichting voor Scheikundig Onderzoek in Nederland (S.O.N.)", with financial aid from the "Nederlandse Organisatie voor Zuiver-Wetenschappelijk Onderzoek (Z.W.O.)".

#### REFERENCES

1. J.W. Bray, L.V. Interrante, I.S. Jacobs and J.C. Bonner in 'Extended linear chain compounds', ed. J.S. Miller, Plenum, 1982, vol.3, p.353 (review)
2. A.I. Buzdin and L.N. Bulaevskii, Sov. Phys. Usp., 23 (1980) 409 (review).
3. See e.g. L.J. de Jongh and A.R. Miedema in "Experiments on simple magnetic model systems", Taylor and Francis, London, 1974 (Adv. Phys., 23 (1974) 1).
4. L.J. de Jongh in "Recent progress in Condensed Matter Physics", Vol. 1, p. 343 (1981), ed. J.T. Devreese, Plenum.
5. D.E. Moncton, R.J. Birgeneau, L.V. Interrante and F. Wudl, Phys. Rev. Letters, 39 (1977) 507.
6. M.R. Taylor, J.P. Glusker, E.J. Gabe and J.A. Minkia, Bio. Inorg. Chem., 3 (1974) 289.
7. J.W. Hall, W.E. Marsh, R.R. Weller and W.E. Hatfield, Inorg. Chem., 20 (1981) 1033.
8. J.A. Northby, H.A. Groenendijk, L.J. de Jongh, J.C. Bonner, I.S. Jacobs and L.V. Interrante, Phys. Rev. B25 (1982) 3215.
9. H.A. Jordaan, R. Wolf and D. de Klerk, Physica, 69 (1973) 129.
10. J.J. Smit, L.J. de Jongh, J.A.C. van Ooyen, J. Reedijk and J.C. Bonner, Physica, 97B (1979) 229.
11. H.J.M. de Groot, L.J. de Jongh, R.D. Willett and J. Reedijk, this conference.
12. J.C. Bonner and M.E. Fisher, Phys. Rev., A135 (1964) 640.