

## Quantum-to-classical crossover of mesoscopic conductance fluctuations

J Tworzydło<sup>1,2</sup>, A Tajic<sup>1</sup> and C W J Beenakker<sup>1</sup>

<sup>1</sup>*Instituut Lorentz Universiteit Leiden PO Box 9506 2300 RA Leiden The Netherlands*

<sup>2</sup>*Institute of Theoretical Physics Warsaw University Ho a 69 00 681 Warsaw Poland*

(Received 12 November 2003; revised manuscript received 15 January 2004; published 27 April 2004)

We calculate the system size over wavelength ( $M$ ) dependence of sample to sample conductance fluctuations using the open kicked rotator to model chaotic scattering in a ballistic quantum dot coupled by two  $N$  mode point contacts to electron reservoirs. Both a fully quantum mechanical and a semiclassical calculation are presented and found to be in good agreement. The mean squared conductance fluctuations reach the universal quantum limit of random matrix theory for small systems. For large systems they increase  $\sim M^2$  at fixed mean dwell time  $\tau_D \sim M/N$ . The universal quantum fluctuations dominate over the nonuniversal classical fluctuations if  $N < \sqrt{M}$ . When expressed as a ratio of time scales, the quantum to classical crossover is governed by the ratio of Ehrenfest time and ergodic time.

DOI: 10.1103/PhysRevB.69.165318

PACS number(s): 73.23.-b, 73.63.Kv, 05.45.Mt, 05.45.Pq

### I INTRODUCTION

Sample to sample fluctuations of the conductance of disordered systems have a universal regime in which they are independent of the mean conductance. The requirement for these universal conductance fluctuations<sup>1,2</sup> is that the sample size should be small compared to the localization length. The mean conductance is then much larger than the conductance quantum  $e^2/h$ .

The same condition applies to the universality of conductance fluctuations in ballistic chaotic quantum dots<sup>3,4</sup> although there is no localization in these systems. Random matrix theory (RMT) has the universal limit

$$\lim_{N \rightarrow \infty} \text{var} G = \frac{1}{8} \quad (1.1)$$

for the variance of the conductance  $G$  in units of  $e^2/h$ . Here  $N$  is the number of modes transmitted through each of the two ballistic point contacts that connect the quantum dot to electron reservoirs. Since the mean conductance  $\langle G \rangle = N/2$ , the condition for universality remains that the mean conductance should be large compared to the conductance quantum.

In the present paper we will show that there is actually an upper limit on  $N$  beyond which RMT breaks down in a quantum dot and the universality of the conductance fluctuations is lost. Since the width  $W$  of a point contact should be small compared to the size  $L$  of the quantum dot, in order to have chaotic scattering a trivial requirement is  $N \ll M$  where  $M$  is the number of transverse modes in a cross section of the quantum dot. (In two dimensions,  $N = W/\lambda_F$  and  $M = L/\lambda_F$  with  $\lambda_F$  the Fermi wavelength.) By considering the quantum to classical crossover we arrive at the more stringent requirement

$$1 \ll N \ll \sqrt{M} e^{\lambda \tau_{\text{erg}}} \quad (1.2)$$

with  $\lambda$  the Lyapunov exponent and  $\tau_{\text{erg}}$  the ergodic time of the classical chaotic dynamics. The requirement is more stringent than  $N \ll M$  because typically  $\lambda^{-1}$  and  $\tau_{\text{erg}}$  are

both equal to the time of flight  $\tau_0$  across the system, so the exponential factor in Eq. (1.2) is not far from unity.

Expressed in terms of time scales, the upper limit in Eq. (1.2) says that  $\tau_{\text{erg}}$  should be larger than the Ehrenfest time<sup>5,6</sup>

$$\tau_F = \max \left[ 0, \lambda^{-1} \ln \frac{N^2}{M} \right] \quad (1.3)$$

The condition  $\tau_{\text{erg}} > \tau_F$  which we find for the universality of conductance fluctuations is much more stringent than the condition  $\tau_D > \tau_F$  for the validity of RMT found in other contexts<sup>7-11</sup>. Here  $\tau_D \approx (M/N)\tau_0$  is the mean dwell time in the quantum dot which is  $\gg \tau_{\text{erg}}$  in any chaotic system.

The outline of this paper is as follows. In Sec. II we describe the quantum-mechanical model that we use to calculate  $\text{var} G$  numerically which is the same stroboscopic model used in previous investigations of the Ehrenfest time<sup>9,11,14</sup>. The data are interpreted semiclassically in Sec. III leading to the crossover criterion (1.2). We conclude in Sec. IV.

### II STROBOSCOPIC MODEL

The physical system we have in mind is a ballistic (clean) quantum dot in a two dimensional electron gas connected by two ballistic leads to electron reservoirs. While the phase space of this system is four dimensional it can be reduced to two dimensions on a Poincaré surface of section<sup>15,16</sup>. The open kicked rotator<sup>9,11,14,20,17-19</sup> is a stroboscopic model with a two dimensional phase space. We summarize how this model is constructed following Ref. 11.

One starts from the closed system (without the leads). The kicked rotator describes a particle moving along a circle kicked periodically at time intervals  $\tau_0$ . We set to unity the stroboscopic time  $\tau_0$  and the Planck constant  $\hbar$ . The stroboscopic time evolution of a wave function is given by the Floquet operator  $\mathcal{F}$  which can be represented by an  $M \times M$  unitary symmetric matrix. The even integer  $M$  defines the effective Planck constant  $\hbar_{\text{eff}} = 1/M$ . In the discrete coordinate representation ( $\nu = m/M$ ,  $m = 0, 1, \dots, M-1$ ) the matrix elements of  $\mathcal{F}$  are given by

$$\mathcal{F}_{i, m} = M^{-1/2} e^{-i\pi/4} e^{i2\pi MS(x', x)}, \quad (2.1)$$

where  $S$  is the map generating function,

$$S(x', x) = \frac{1}{2}(x' - x)^2 - (K/8\pi^2)(\cos 2\pi x' + \cos 2\pi x) \quad (2.2)$$

and  $K$  is the kicking strength

The eigenvalues  $\exp(-i\varepsilon_m)$  of  $\mathcal{F}$  define the quasienergies  $\varepsilon_m \in (0, 2\pi)$ . The mean spacing  $2\pi/M$  of the quasienergies plays the role of the mean level spacing  $\delta$  in the quantum dot.

To model a pair of  $N$  mode ballistic leads, we impose open boundary conditions in a subspace of Hilbert space represented by the indices  $m_n^{(\alpha)}$ . The subscript  $n = 1, 2, \dots, N$  labels the modes and the superscript  $\alpha = 1, 2$  labels the leads. A  $2N \times M$  projection matrix  $P$  describes the coupling to the ballistic leads. Its elements are

$$P_{ni} = \begin{cases} 1 & \text{if } m = n \in \{m_n^{(\alpha)}\} \\ 0 & \text{otherwise} \end{cases} \quad (2.3)$$

The mean dwell time is  $\tau_D = M/2N$  (in units of  $\tau_0$ )

The matrices  $P$  and  $\mathcal{F}$  together determine the quasienergy dependent scattering matrix

$$S(\varepsilon) = P[e^{-i\varepsilon} - \mathcal{F}(1 - P^T P)]^{-1} \mathcal{F} P^T \quad (2.4)$$

The symmetry of  $\mathcal{F}$  ensures that  $S$  is also symmetric, as it should be in the presence of time-reversal symmetry. By grouping together the  $N$  indices belonging to the same lead the  $2N \times 2N$  matrix  $S$  can be decomposed into four sub-blocks containing the  $N \times N$  transmission and reflection matrices,

$$S = \begin{pmatrix} t & r \\ r' & t' \end{pmatrix} \quad (2.5)$$

The conductance  $G$  (in units of  $e^2/h$ ) follows from the Landauer formula

$$G = \text{Tr} \, t t^\dagger \quad (2.6)$$

The open quantum kicked rotator has a classical limit described by a map on the torus  $\{x, p \text{ modulo } 1\}$ . The classical phase space, including the leads, is shown in Fig. 1. The map relates  $x, p$  at time  $k$  to  $x', p'$  at time  $k+1$

$$p' = \frac{\partial}{\partial x'} S(x', x), \quad p = -\frac{\partial}{\partial x} S(x', x) \quad (2.7)$$

The classical mechanics becomes fully chaotic for  $K \geq 7$ , with Lyapunov exponent  $\lambda \approx \ln(K/2)$ . For smaller  $K$  the phase space is mixed, containing both regions of chaotic and of regular motion. We will restrict ourselves to the fully chaotic regime in this paper.

### III NUMERICAL RESULTS

To calculate the conductance (2.6) we need to invert the  $M \times M$  matrix between square brackets in Eq. (2.4). We do this numerically using an iterative procedure.<sup>11</sup> The iteration

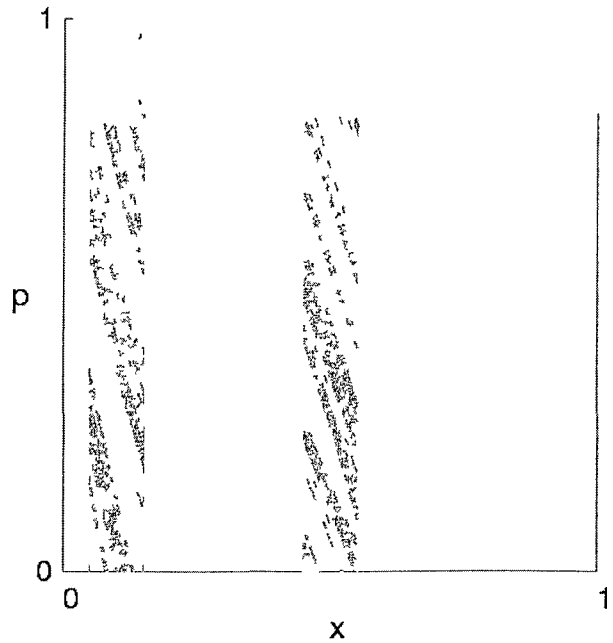


FIG. 1. Classical phase space of the open kicked rotator. The dashed lines indicate the two leads (shown for the case  $\tau_D = 5$ ). Inside each lead we plot the initial and final coordinates of trajectories which are transmitted from the left to the right lead after at most three iterations (with  $K = 7.5$ ). The points cluster along narrow transmission bands.

can be done efficiently using the fast Fourier-transform algorithm to calculate the application of  $\mathcal{F}$  to a vector. The time required to calculate  $S$  scales as  $M^2 \ln M$  which for large  $M$  is quicker than the  $M^3$  scaling of a direct inversion. The memory requirements scale as  $M$ , because we need not store the full scattering matrix to obtain the conductance.

We distinguish two types of mesoscopic fluctuations in the conductance. The first type appears upon varying the quasienergy  $\varepsilon$  for a given scattering matrix  $S(\varepsilon)$ . Since these fluctuations have no classical analog [the classical map (2.7) being  $\varepsilon$  independent], we refer to them as quantum fluctuations. The second type appears upon varying the position of the leads, so these involve variation of the scattering matrix at fixed  $\varepsilon$ . We refer to them as sample to sample fluctuations. They have both a quantum mechanical component and a classical analog. One could introduce a third type of fluctuations involving both variation of  $\varepsilon$  and of the lead positions. We have found (as expected) that these are statistically equivalent to the sample to sample fluctuations at fixed  $\varepsilon$ , so we need not distinguish between fluctuations of type 2 and 3.

We have calculated the variance  $\text{var} \, G = \langle G^2 \rangle - \langle G \rangle^2$  of the conductance either by varying  $\varepsilon$  at fixed lead positions (quantum fluctuations) or by varying both  $\varepsilon$  and lead positions (sample to sample fluctuations). Since the quantum interference pattern is completely different only for energy variations of order of the Thouless energy  $1/\tau_D$ , we choose a number  $\tau_D$  of equally spaced values of  $\varepsilon$  in the interval  $(0, 2\pi)$ . We take ten different lead positions, randomly located at the  $x$  axis in Fig. 1. To investigate the quantum to classical crossover we change  $h_{\text{eff}} = 1/M$  while keeping the

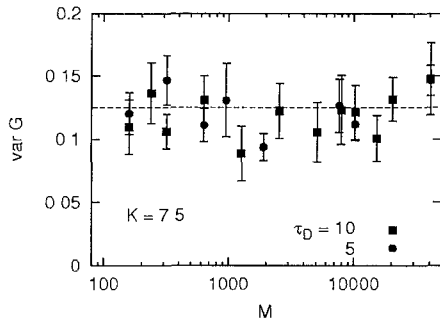


FIG. 2. Variance of the conductance fluctuations obtained numerically by varying  $\varepsilon$  with fixed lead positions. Error bars indicate the scatter of values obtained for different lead positions. Results are shown as a function of  $1/h_{\text{eff}} = M$ , for two values of the dwell time  $\tau_D = M/2N$ . The dashed line is the RMT prediction  $\text{var } G = \frac{1}{8}$ .

dwell time  $\tau_D = M/2N$  constant. The results are plotted in Figs. 2 and 3.

#### IV. INTERPRETATION

We interpret the numerical data by assuming that the variance of the conductance is the sum of two contributions: a universal quantum-mechanical contribution  $\mathcal{V}_{\text{RMT}}$  given by random-matrix theory and a nonuniversal quasiclassical contribution  $\mathcal{V}_{\text{cl}}$  determined by sample-to-sample fluctuations in the classical transmission probabilities.

The RMT contribution equals<sup>3,4</sup>

$$\mathcal{V}_{\text{RMT}} = \frac{1}{8}, \quad (4.1)$$

in the presence of time-reversal symmetry. The classical contribution is calculated from the classical map (2.7), by determining the probability  $P_{1 \rightarrow 2}$  of a particle injected randomly through lead 1 to escape via lead 2. Since the conductance is given semiclassically by  $G_{\text{cl}} = NP_{1 \rightarrow 2}$ , we obtain

$$\mathcal{V}_{\text{cl}} = N^2 \text{var } P_{1 \rightarrow 2}. \quad (4.2)$$

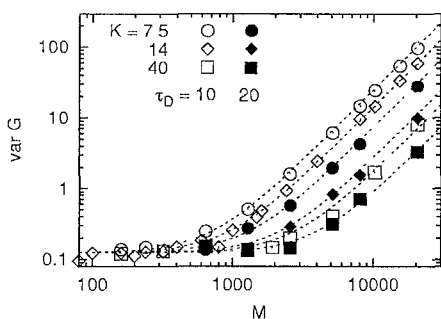


FIG. 3 Same as Fig. 2, but now for an ensemble in which the lead positions and the quasienergy are both varied. The dashed lines are the sum of the RMT value (4.1) and the classical result (4.2). Results are shown for three values of the kicking strength  $K$ . Open symbols are for the dwell time  $\tau_D = 10$  and closed ones for  $\tau_D = 20$ .

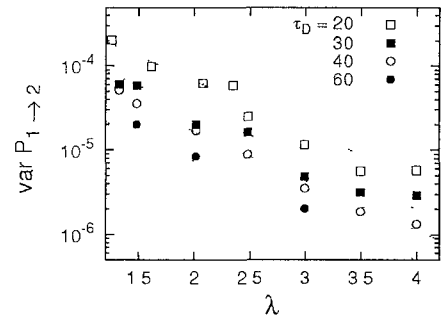


FIG. 4. Variance of the classical fluctuations of the transmission probability  $P_{1 \rightarrow 2}$  upon changes of lead positions, calculated numerically from the map (2.7). The data are shown for four values of the dwell time  $\tau_D$ , as a function of the Lyapunov exponent  $\lambda = \ln(K/2)$ . The dotted lines are the analytical prediction (4.3), with fit parameters  $c = 1.6$  and  $\tau_{\text{erg}} = 0.68$  (the same for all data sets).

We plot  $\text{var } G = \mathcal{V}_{\text{RMT}} + \mathcal{V}_{\text{cl}}$  in Fig. 3 (dashed curves), for comparison with the results of our full quantum-mechanical calculation. The agreement is excellent.

We now would like to investigate what ratio of time scales governs the crossover from quantum to classical fluctuations.

To estimate the magnitude of the sample-to-sample fluctuations in the classical transmission probability, we use results from Ref. 6. There it was found that the starting points (and end points) of transmitted trajectories are not homogeneously distributed in phase space. Instead, they cluster together in nearly parallel, narrow bands. These transmission bands are clearly visible in Fig. 1. The largest band has an area  $A_{\text{max}} = A_0 e^{-\lambda \tau_{\text{erg}}}$  determined by the ergodic time  $\tau_{\text{erg}}$ . This is the time required for a trajectory to explore the whole accessible phase space. The values of  $\tau_{\text{erg}}$  and  $A_0$  depend on the degree of collimation of the beam of trajectories injected into the system.<sup>6</sup> For our model, without collimation, one has  $\tau_{\text{erg}}$  of order unity (one stroboscopic period) and  $A_0 = (N/M)^2$ . The typical transmission band has an area  $A_0 e^{-\lambda \tau_D}$  which is exponentially smaller than  $A_{\text{max}}$  (since  $\tau_D = M/2N \gg \tau_{\text{erg}}$ ).

As the position of the lead is moved around, transmission bands move into and out of the lead. The resulting fluctuations in the transmission probability  $P_{1 \rightarrow 2}$  are dominated by the largest band. Since there is an exponentially large number  $e^{\lambda \tau_D}$  of typical bands, their fluctuations average out. The total area in phase space of the lead is  $A_{\text{lead}} = N/M$ , so we estimate the mean-squared fluctuations in  $P_{1 \rightarrow 2}$  at

$$\text{var } P_{1 \rightarrow 2} \approx (A_{\text{max}} / A_{\text{lead}})^2 = c(N/M)^2 e^{-2\lambda \tau_{\text{erg}}}, \quad (4.3)$$

with  $c$  and  $\tau_{\text{erg}}$  of order unity. We have tested this functional dependence numerically for the map (2.7), and find a reasonable agreement (see Fig. 4). Both the exponential dependence on  $\lambda$  and the quadratic dependence on  $\tau_D = M/2N$  are consistent with the data. We find  $\tau_{\text{erg}} = 0.68$  of order unity, as expected.

Equations (4.2) and (4.3) imply

$$\text{var } G = \frac{1}{8} + c(N^4/M^2)e^{-2\lambda \tau_{\text{erg}}}. \quad (4.4)$$

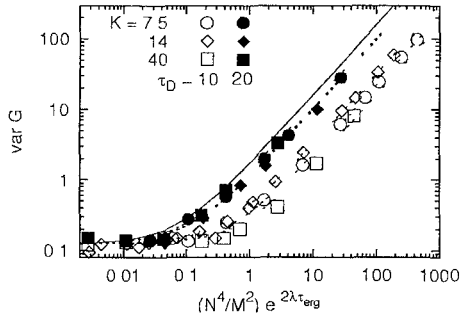


FIG. 5 Same data as in Fig. 3 rescaled to show the approach to a single limiting curve in the large dwell time limit. The solid line is calculated from Eq. (4.4), with the same parameters  $c=1.6$ ,  $\tau_{\text{err}}=0.68$  as in Fig. 4.

In Fig. 5 we plot the same data as in Fig. 3, but now as a function of  $(N^4/M^2)e^{-2\lambda\tau_{\text{eig}}}$ . We see that the functional dependence (4.4) is approached for large dwell times.

The quantum fluctuations of RMT dominate over the classical fluctuations if  $N^2 \text{var} P_{1-2} \ll 1$ . Using the estimate (4.3), this amounts to the condition

$$\tau_{\text{eig}} > \max[0, \lambda^{-1} \ln(N^2/M)] \equiv \tau_F \quad (4.5)$$

that the ergodic time exceeds the Ehrenfest time. Notice that condition (4.5) is always satisfied if  $N^2 < M \equiv 1/h_{\text{eff}}$ . This agrees with the findings of Ref. 6 that the breakdown of RMT starts when  $N \gtrsim \sqrt{M}$ .

### V. CONCLUSIONS

In summary, we have presented both a fully quantum-mechanical and a semiclassical calculation of the quantum-to-classical crossover from universal to nonuniversal conductance fluctuations. The two calculations are in very good agreement, without any adjustable parameter (compare data points with curves in Fig. 3). We have also given an analytical approximation to the numerical data, which allows us to determine the parametric dependence of the crossover.

We have found that universality of the conductance fluctuations requires the ergodic time  $\tau_{\text{eig}}$  to be larger than the Ehrenfest time  $\tau_L$ . This condition is much more stringent than the condition that the dwell time  $\tau_D$  should be larger than  $\tau_E$ , found previously for universality of the shot noise in a quantum dot.<sup>6,10,11</sup> The universality of the excitation gap in a quantum dot connected to a superconductor is also governed by the ratio  $\tau_D/\tau_E$  rather than  $\tau_{\text{eig}}/\tau_E$ ,<sup>5,7-9</sup> as is the universality of the weak-localization effect.<sup>12,13</sup> These two properties have in common that they represent ensemble averages, rather than sample-to-sample fluctuations.

We propose that what we have found here for the conduc-

tance is generic for other transport properties. That the breakdown of RMT with increasing  $\tau_L$  occurs when  $\tau_L > \tau_D$  for ensemble averages and when  $\tau_L > \tau_{\text{eig}}$  for the fluctuations. This has immediate experimental consequences, because it is much easier to violate the condition  $\tau_L > \tau_{\text{eig}}$  than the condition  $\tau_E > \tau_D$ .

To test this proposal, an obvious next step would be to determine the ratio of time scales that govern the breakdown of universality of the fluctuations in the superconducting excitation gap. The numerical data in Refs. 14 and 21 were interpreted in terms of the ratio  $\tau_L/\tau_D$ , but an alternative description in terms of the ratio  $\tau_E/\tau_{\text{eig}}$  was not considered.

One final remark about the distinction between classical and quantum fluctuations (explained in Sec. III) is as follows. It is possible to suppress the classical fluctuations entirely, by varying only the quasienergy at fixed lead positions. In that case we would expect the breakdown of universality to be governed by  $\tau_D/\tau_L$  instead of  $\tau_{\text{eig}}/\tau_E$ . Our numerical data (Fig. 2) do not show any systematic deviation from RMT, probably because we could not reach sufficiently large systems in our simulation.

#### 1 Note added

Our final remark above has been criticized by Jacquod and Sukhorukov.<sup>22</sup> They argue that the numerical data of Fig. 2 (and similar data of their own) do not show any systematic deviation from RMT because quantum fluctuations remain universal if  $\tau_F > \tau_D$ . Their argument relies on the assumption that the effective RMT of Ref. 6 holds not only for the classical fluctuations (as we assume here), but also for the quantum fluctuations. The effective RMT says that quantum fluctuations are due to a number  $N_{\text{eff}} \approx Ne^{-\tau_L/\tau_D}$  of transmission channels with a RMT distribution. Universality of the quantum fluctuations is then guaranteed even if  $N_{\text{eff}} \ll N$ , as long as  $N_{\text{eff}}$  is still large compared to unity.

This line of reasoning, if pursued further, contradicts the established theory<sup>12,13</sup> of the  $\tau_E$  dependence of weak localization. RMT says that the weak-localization correction  $\delta G = -\frac{1}{4}$  is independent of the number of channels.<sup>3,4</sup> Validity of the effective RMT at the quantum level would therefore imply that weak localization remains universal if  $\tau_F > \tau_D$ , as long as  $Ne^{-\tau_L/\tau_D} \gg 1$ . This contradicts the result  $\delta G = \frac{1}{4}e^{-\tau_L/\tau_D}$  of Refs. 12 and 13.

#### ACKNOWLEDGMENTS

This work was supported by the Dutch Science Foundation NWO/FOM. J.T. acknowledges the financial support provided through the European Community's Human Potential Program under Contract No. HPRN-CT-2000-00144, Nanoscale Dynamics.

<sup>1</sup>B. L. Altshuler, Pis'ma Zh. Eksp. Teor. Fiz. **41**, 530 (1985) [JETP Lett. **41**, 648 (1985)].

<sup>2</sup>P. A. Lee and A. D. Stone, Phys. Rev. Lett. **55**, 1622 (1985).

<sup>3</sup>H. U. Baranger and P. A. Mello, Phys. Rev. Lett. **73**, 142 (1994).

<sup>4</sup>R. A. Jalabert, J.-L. Pichard, and C. W. J. Beenakker, Europhys. Lett. **27**, 255 (1994).

<sup>5</sup>M. G. Vavilov and A. I. Larkin, Phys. Rev. B **67**, 115335 (2003).

<sup>6</sup>P. G. Silvestrov, M. C. Goorden, and C. W. J. Beenakker, Phys. Rev.

- B **67**, 241301 (2003)
- <sup>7</sup>A Lodder and Yu V Nazarov, Phys Rev B **58**, 5783 (1998)
- <sup>8</sup>P G Silvestrov, M C Goorden, and C W J Beenakker, Phys Rev Lett **90**, 116801 (2003)
- <sup>9</sup>Ph Jacquod, H Schomerus, and C W J Beenakker, Phys Rev Lett **90**, 207004 (2003)
- <sup>10</sup>O Agam, I Aleiner, and A Larkin, Phys Rev Lett **85**, 3153 (2000)
- <sup>11</sup>J Tworzydło, A Tajic, H Schomerus, and C W J Beenakker, Phys Rev B **68**, 115313 (2003)
- <sup>12</sup>I L Aleiner and A I Larkin, Phys Rev B **54**, 14 423 (1996)
- <sup>13</sup>I Adagideli, Phys Rev B **68**, 233308 (2003)
- <sup>14</sup>M C Goorden, Ph Jacquod, and C W J Beenakker, Phys Rev B **68**, 220501 (2003)
- <sup>15</sup>E B Bogomolny Nonlinearity **5** 805 (1992)
- <sup>16</sup>R E Prange, Phys Rev Lett **90**, 070401 (2003)
- <sup>17</sup>F Borgonovi, I Guarneri, and D L Shepelyansky, Phys Rev A **43**, 4517 (1991)
- <sup>18</sup>F Borgonovi and I Guarneri, J Phys A **25**, 3239 (1992)
- <sup>19</sup>Y V Fyodorov and H-J Sommers, Pis ma Zh Eksp Teor Fiz **72**, 605 (2000) [JETP Lett **72**, 422 (2000)]
- <sup>20</sup>A Ossipov, T Kottos, and T Geisel, Europhys Lett **62**, 719 (2003)
- <sup>21</sup>A Koimanyos, Z Kaufmann, C J Lambert, and J Csetti, Phys Rev B **67**, 172506 (2003)
- <sup>22</sup>Ph Jacquod and E V Sukhorukov, Phys Rev Lett **92**, 116801 (2004)