

J Math Chem (2010) 48:83–94
DOI 10.1007/s10910-009-9564-y

ORIGINAL PAPER

A mathematical model for a copolymer in an emulsion

F. den Hollander · N. P  tr  lis

Received: 3 June 2007 / Accepted: 22 April 2009 / Published online: 16 July 2009

  The Author(s) 2009. This article is published with open access at Springerlink.com

Abstract In this paper we review some recent results, obtained jointly with Stu Whittington, for a mathematical model describing a copolymer in an emulsion. The copolymer consists of hydrophobic and hydrophilic monomers, concatenated randomly with equal density. The emulsion consists of large blocks of oil and water, arranged in a percolation-type fashion. To make the model mathematically tractable, the copolymer is allowed to enter and exit a neighboring pair of blocks only at diagonally opposite corners. The energy of the copolymer in the emulsion is minus α times the number of hydrophobic monomers in oil minus β times the number of hydrophilic monomers in water. Without loss of generality we may assume that the interaction parameters are restricted to the cone $\{(\alpha, \beta) \in \mathbb{R}^2 : |\beta| \leq \alpha\}$. We show that the phase diagram has two regimes: (1) in the supercritical regime where the oil blocks percolate, there is a single critical curve in the cone separating a localized and a delocalized phase; (2) in the subcritical regime where the oil blocks do not percolate, there are three critical curves in the cone separating two localized phases and two delocalized phases, and meeting at two tricritical points. The different phases are characterized by different behavior of the copolymer inside the four neighboring pairs of blocks.

Keywords Random copolymer · Random emulsion · Localization · Delocalization · Phase transition · Percolation

Invited paper on the occasion of the 65th birthdays of Ray Kapral and Stu Whittington from the Department of Chemistry at the University of Toronto.

F. den Hollander (✉)

Mathematical Institute, Leiden University, P.O. Box 9512, 2300 RA, Leiden, The Netherlands
e-mail: denholla@math.leidenuniv.nl

F. den Hollander · N. P  tr  lis

EURANDOM, P.O. Box 513, 5600 MB, Eindhoven, The Netherlands

1 Introduction

The physical situation we want to model is that of a copolymer in an emulsion (see Fig. 1). The random interface model described below was introduced in den Hollander and Whittington [3], where the qualitative properties of the phase diagram were obtained. Finer details of the phase diagram are derived in den Hollander and P  tr  lis [4, 5].

1.1 The model

Each positive integer is randomly labelled A or B , with probability $\frac{1}{2}$ each, independently for different integers. The resulting labelling is denoted by

$$\omega = \{\omega_i : i \in \mathbb{N}\} \in \{A, B\}^{\mathbb{N}} \quad (1.1)$$

and represents the *randomness of the copolymer*, with A indicating a hydrophobic monomer and B a hydrophilic monomer. Fix $p \in (0, 1)$ and $L_n \in \mathbb{N}$. Partition \mathbb{R}^2 into square blocks of size L_n :

$$\mathbb{R}^2 = \bigcup_{x \in \mathbb{Z}^2} \Lambda_{L_n}(x), \quad \Lambda_{L_n}(x) = xL_n + (0, L_n]^2. \quad (1.2)$$

Each block is randomly labelled A or B , with probability p , respectively, $1 - p$, independently for different blocks. The resulting labelling is denoted by

$$\Omega = \{\Omega(x) : x \in \mathbb{Z}^2\} \in \{A, B\}^{\mathbb{Z}^2} \quad (1.3)$$




Fig. 1 An undirected copolymer in an emulsion

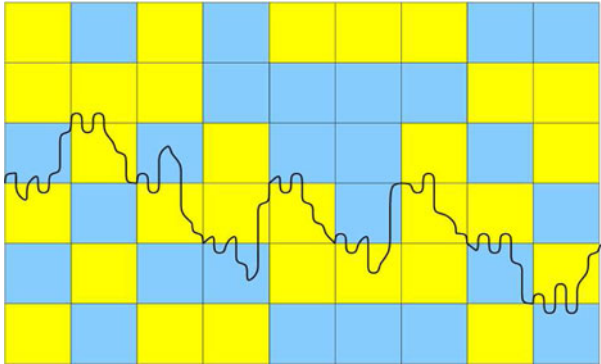


Fig. 2 A directed self-avoiding path crossing blocks of oil and water diagonally. The *light-shaded* blocks are oil, the *dark-shaded* blocks are water. Each block is L_n lattice spacings wide in both directions. The path carries hydrophobic and hydrophilic monomers on the lattice scale, which are not indicated

and represents the *randomness of the emulsion*, with A indicating an oil block and B a water block (see Fig. 2).

Let \mathcal{W}_n be the set of n -step *directed self-avoiding paths* starting at the origin and being allowed to move *upwards, downwards and to the right*. Let

- \mathcal{W}_{n,L_n} is the subset of \mathcal{W}_n consisting of those paths that enter blocks at a corner, exit blocks at one of the two corners *diagonally opposite* the one where they entered, and in between *stay confined* to the two blocks that are seen upon entering.

In other words, after the path reaches a site xL_n for some $x \in \mathbb{Z}^2$, it must make a step to the right, it must subsequently stay confined to the pair of blocks labelled x and $x + (0, -1)$, and it must exit this pair of blocks either at site $xL_n + (L_n, L_n)$ or at site $xL_n + (L_n, -L_n)$ (see Fig. 2). This restriction—which is put in to make the model mathematically tractable—is unphysical. Nonetheless, the model has physically very relevant behavior.

Given ω, Ω and n , with each path $\pi \in \mathcal{W}_{n,L_n}$ we associate an energy given by the Hamiltonian

$$H_{n,L_n}^{\omega,\Omega}(\pi) = - \sum_{i=1}^n \left(\alpha 1 \left\{ \omega_i = \Omega_{(\pi_{i-1}, \pi_i)}^{L_n} = A \right\} + \beta 1 \left\{ \omega_i = \Omega_{(\pi_{i-1}, \pi_i)}^{L_n} = B \right\} \right), \tag{1.4}$$

where $\alpha, \beta \in \mathbb{R}$ and $\Omega_{(\pi_{i-1}, \pi_i)}^{L_n}$ denotes the label of the block that the edge (π_{i-1}, π_i) lies in. What this Hamiltonian does is count the number of AA -matches and BB -matches and assign them energy $-\alpha$ and $-\beta$, respectively. Note that the interaction is assigned to edges rather than to vertices, i.e., we identify the monomers with the steps of the path. We will see shortly that without loss of generality we may restrict the interaction parameters to the cone

$$\text{CONE} = \{(\alpha, \beta) \in \mathbb{R}^2 : \alpha \geq |\beta|\}. \tag{1.5}$$

1.2 The free energy

Given ω , Ω and n , we define the *quenched free energy per step* as

$$f_{n,L_n}^{\omega,\Omega} = \frac{1}{n} \log Z_{n,L_n}^{\omega,\Omega}, \quad (1.6)$$

$$Z_{n,L_n}^{\omega,\Omega} = \sum_{\pi \in \mathcal{W}_{n,L_n}} \exp \left[-H_{n,L_n}^{\omega,\Omega}(\pi) \right].$$

We are interested in the limit $n \rightarrow \infty$ subject to the restriction

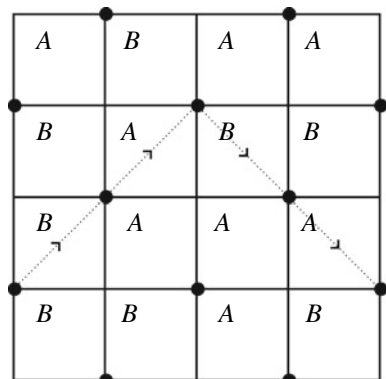
$$L_n \rightarrow \infty \quad \text{and} \quad \frac{1}{n} L_n \rightarrow 0. \quad (1.7)$$

This is a *coarse-graining* limit where the path spends a long time in each single block yet visits many blocks. In this limit, there is a separation between a *copolymer scale* and an *emulsion scale* (see Fig. 2).

The starting point of the analysis is the following *variational representation* of the free energy. Let

- \mathcal{A} is the set of all 2×2 -matrices $(a_{kl})_{kl \in \{A,B\}^2}$ whose elements are ≥ 2 .
- $\mathcal{R}(p)$ is the set of all 2×2 matrices $(\rho_{kl})_{kl \in \{A,B\}^2}$ whose elements are the possible *limiting frequencies* at which the four types of block pairs are visited along a *coarse-grained path* (= a path on the corners of the blocks crossing diagonally), with k indicating the label of the block that is crossed and l indicating the label of the block that is not crossed (see Fig. 3).
- $(\psi_{kl}(\alpha, \beta; a_{kl}))_{kl \in \{A,B\}^2}$ is the 2×2 matrix of free energies per step of the copolymer in a kl -block of size $L \times L$ when the total number of steps inside the block is $a_{kl}L$, in the limit as $L \rightarrow \infty$.

Fig. 3 The coarse-grained path sampling Ω . The *dashed lines with arrows*, which denote the steps in this path, indicate where the copolymer enters and exits. In between, the copolymer stays confined to the two neighboring blocks, as in Fig. 2. The block pairs visited by the coarse-grained path in this example are BB , AA , BA and AB , where the first (second) symbol indicates the type of block that is crossed (not crossed) diagonally



Theorem 1.1 For all $(\alpha, \beta) \in \mathbb{R}^2$ and $p \in (0, 1)$,

$$\lim_{n \rightarrow \infty} f_{n, L_n}^{\omega, \Omega} = f = f(\alpha, \beta; p) \tag{1.8}$$

exists ω, Ω -a.s., is finite and non-random, and is given by

$$f = \sup_{(a_{kl}) \in \mathcal{A}} \sup_{(\rho_{kl}) \in \mathcal{R}(p)} \frac{\sum_{kl} \rho_{kl} a_{kl} \psi_{kl}(\alpha, \beta; a_{kl})}{\sum_{kl} \rho_{kl} a_{kl}}. \tag{1.9}$$

Theorem 1.1 says that the free energy per step is obtained by keeping track of the times spent in each of the four types of block pairs, summing the free energies of the four types of block pairs given these times, and afterward optimizing over these times and over the coarse-grained random walk. Note that the latter carries no entropy, because of (1.7). For details of the proof we refer to den Hollander and Whittington [3].

It can be shown that $f(\alpha, \beta; p)$ is convex in (α, β) and continuous in p , and has the symmetry properties

$$\begin{aligned} f(\alpha, \beta; p) &= f(\beta, \alpha; 1 - p), \\ f(\alpha, \beta; p) &= \frac{1}{2}(\alpha + \beta) + f(-\beta, -\alpha; p). \end{aligned} \tag{1.10}$$

These equations are the reason why without loss of generality we may restrict the parameters to the cone in (1.5).

Theorem 1.1 shows that, in order to get the phase diagram, what we need to do is collect the necessary information on the *two key ingredients* of (1.9), namely, the four block pair free energies $\psi_{kl}, k, l \in \{A, B\}$, and the percolation set $\mathcal{R}(p)$. We will see that only very little is needed about $\mathcal{R}(p)$.

The behavior of f as a function of (α, β) is different for $p \geq p_c$ and $p < p_c$, where $p_c \approx 0.64$ is the *critical percolation density for directed bond percolation on the square lattice*. The reason is that the coarse-grained paths, which determine the set $\mathcal{R}(p)$, sample Ω just like paths in directed bond percolation on the square lattice rotated by 45 degrees sample the percolation configuration (see Fig. 3).

1.3 Free energies per pair of blocks

Because AA -blocks and BB -blocks have no interface, we have for all $(\alpha, \beta) \in \mathbb{R}^2$ and $a \geq 2$,

$$\psi_{AA}(\alpha, \beta; a) = \frac{1}{2}\alpha + \kappa(a, 1) \quad \text{and} \quad \psi_{BB}(\alpha, \beta; a) = \frac{1}{2}\beta + \kappa(a, 1), \tag{1.11}$$

where $\kappa(a, 1)$ is the entropy per step of walks that diagonally cross a block of size $L \times L$ in aL steps, in the limit as $L \rightarrow \infty$. There is an explicit formula for $\kappa(a, 1)$, which we will not specify here.

To compute $\psi_{AB}(\alpha, \beta; a)$ and $\psi_{BA}(\alpha, \beta; a)$ is harder. The following *variational representation* holds.

Proposition 1.2 For all $(\alpha, \beta) \in \mathbb{R}^2$ and $a \geq 2$,

$$a\psi_{AB}(\alpha, \beta; a) = \sup_{\substack{0 \leq b \leq 1, c \geq b \\ a-c \geq 2-b}} \left\{ c\phi^{\mathcal{I}}(\alpha, \beta; c/b) + (a-c) \left[\frac{1}{2}\alpha + \kappa(a-c, 1-b) \right] \right\}, \quad (1.12)$$

where $\phi^{\mathcal{I}}(\alpha, \beta; c/b)$ is the free energy per step associated with walks running along a linear interface over a distance cL in bL steps, and $\kappa(a-c, 1-b)$ is the entropy per step of walks that diagonally cross a block of size $(1-b)L \times L$ in $(a-c)L$ steps, both in the limit as $L \rightarrow \infty$.

There is an explicit formula for $\kappa(a-c, 1-b)$, which we will not specify here either. The idea behind Proposition 1.2 is that the copolymer follows the AB -interface over a distance bL during cL steps and then wanders away from the AB -interface to the diagonally opposite corner over a distance $(1-b)L$ during $(a-c)L$ steps. The optimal strategy is obtained by maximizing over b and c (see Fig. 4). A similar variational expression holds for ψ_{BA} .

With (1.11) and (1.12) we have identified the four block pair free energies in terms of the single linear interface free energy $\phi^{\mathcal{I}}$. This constitutes a major simplification, in view of the methods and techniques that are available for linear interfaces. We refer the reader to the monographs by Giacomin [1] and den Hollander [2], which describe a body of mathematical ideas, techniques and results for copolymers in the vicinity of linear interfaces.

1.4 Percolation set

Let

$$\rho^*(p) = \sup_{(\rho_{ki}) \in \mathcal{R}(p)} [\rho_{AA} + \rho_{AB}]. \quad (1.13)$$

This is the maximal frequency of A -blocks crossed by an infinite coarse-grained path. The graph of $p \mapsto \rho^*(p)$ is sketched in Fig. 5. For $p \geq p_c$ the oil blocks percolate, and the maximal time spent in the oil by a coarse-grained path is 1. For $p < p_c$, on the other hand, the oil blocks do not percolate and the maximal time spent in the oil is < 1 .

Fig. 4 Two possible strategies inside an AB -block: The path can either move straight across or move along the interface for awhile and then move across. Both strategies correspond to a coarse-grained step diagonally upwards

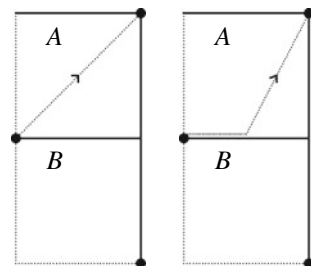
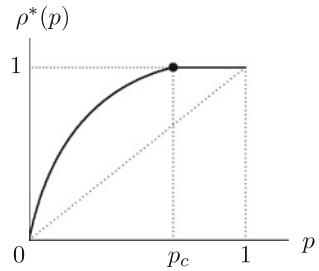


Fig. 5 Qualitative picture of $p \mapsto \rho^*(p)$



For $(\alpha, \beta) \in \text{CONE}$, the copolymer prefers the oil over the water. Hence, the behavior of the copolymer changes at $p = p_c$.

2 Phase diagram for $p \geq p_c$

The phase diagram is relatively simple in the supercritical regime. This is because *the oil blocks percolate*, and so the coarse-grained path can choose between moving into the oil or running along the interface between the oil and the water (see Fig. 6).

The key result identifying the critical curve in the supercritical regime is the following. Note that the criterion in (2.1) is in terms of the free energy of the single interface, and does not (!) depend on p .

Proposition 2.1 *Let $p \geq p_c$. Then $(\alpha, \beta) \in \mathcal{L}$ if and only if*

$$\sup_{\mu \geq 1} \mu \left[\phi^{\mathcal{I}}(\alpha, \beta; \mu) - \frac{1}{2}\alpha - \frac{1}{2} \log 5 \right] > \frac{1}{2} \log \frac{9}{5}. \tag{2.1}$$

Proposition 2.1 says that localization occurs if and only if the free energy per step for the single linear interface exceeds the free energy per step for an AA-block by a

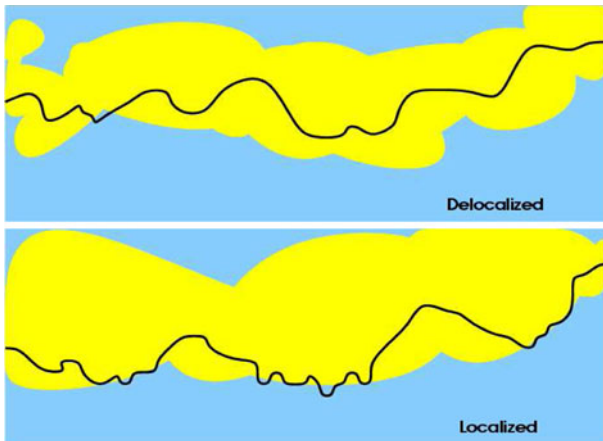


Fig. 6 Two possible strategies when the oil percolates

certain positive amount. This excess is needed to *compensate* for the loss of entropy that occurs when the path runs along the interface for awhile before moving upwards from the interface to end at the diagonally opposite corner (recall Fig. 4). The constants $\frac{1}{2} \log 5$ and $\frac{1}{2} \log \frac{9}{5}$ are special to our model. For the proof of Proposition 2.1 we refer the reader to den Hollander and Whittington [3].

With the help of Proposition 2.1 we can identify the supercritical phase diagram. This runs via an analysis of the single interface free energy $\phi^{\mathcal{I}}$, for which we again refer to den Hollander and Whittington [3]. The phase diagram is sketched in Fig. 7. The two phases are characterized by

$$\begin{aligned} \mathcal{D} &= \{(\alpha, \beta) \in \text{CONE} : f(\alpha, \beta; p) = \frac{1}{2}\alpha + \frac{1}{2} \log 5\}, \\ \mathcal{L} &= \{(\alpha, \beta) \in \text{CONE} : f(\alpha, \beta; p) > \frac{1}{2}\alpha + \frac{1}{2} \log 5\}, \end{aligned} \quad (2.2)$$

and are separated by a single critical curve $\alpha \mapsto \beta_c(\alpha)$.

The intuition behind the phase diagram is as follows. Pick a point (α, β) inside \mathcal{D} . Then the copolymer spends almost all of its time deep inside the A -blocks. Increase β while keeping α fixed. Then there will be a larger energetic advantage for the copolymer to move some of its monomers from the A -blocks to the B -blocks by *crossing the interface inside the AB -block pairs*. There is some entropy loss associated with doing so, but if β is large enough, then the energy advantage will dominate, so that AB -localization sets in. The value at which this happens depends on α and is strictly positive. Since the entropy loss is finite, for α large enough the energy-entropy competition plays out not only below the diagonal, but also below a horizontal asymptote. On the other hand, for α small enough the loss of entropy dominates the energetic advantage, which is why the critical curve has a piece that lies on the diagonal. At the critical value α^* , the critical curve has a slope discontinuity, because the linear interface free energy is already strictly inside its localized region. The larger the value of α the larger the value of β where AB -localization sets in. This explains why the critical curve moves to the right and up.

In den Hollander and P  tr  lis [4] the following theorem is proved, which completes the analysis of the phase diagram in Fig. 7.

Theorem 2.2 *Let $p \geq p_c$.*

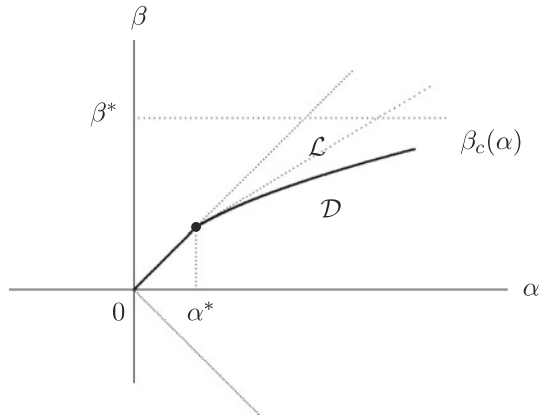
- (i) $\alpha \mapsto \beta_c(\alpha)$ is strictly increasing on $[0, \infty)$.
- (ii) For every $\alpha \in (\alpha^*, \infty)$ there exist $0 < C_1 < C_2 < \infty$ and $\delta_0 > 0$ (depending on p and α) such that

$$C_1 \delta^2 \leq f(\alpha, \beta_c(\alpha) + \delta; p) - f(\alpha, \beta_c(\alpha); p) \leq C_2 \delta^2 \quad \forall \delta \in (0, \delta_0]. \quad (2.3)$$

- (iii) $(\alpha, \beta) \mapsto f(\alpha, \beta; p)$ is infinitely differentiable throughout \mathcal{L} .

Theorem 2.2 (i) implies that the critical curve never reaches the horizontal asymptote, which in turn implies that $\alpha^* < \beta^*$ and that the slope at α^* is > 0 . Theorem 2.2

Fig. 7 Qualitative picture of the phase diagram for $p \geq p_c$. There are two phases, separated by a single critical curve $\alpha \mapsto \beta_c(\alpha)$



(ii) shows that the phase transition along the critical curve in Fig. 7 is *second order off the diagonal*. Theorem 2.2(iii) tells us that the critical curve in Fig. 7 is the only location in CONE where a phase transition of finite order occurs.

3 Phase diagram for $p < p_c$

In the subcritical regime the phase diagram is *much more complex* than in the supercritical regime. The reason is that *the oil does not percolate*, and so the copolymer no longer has the option of moving into the oil nor of running along the interface between the oil and the water (in case it prefers to localize). Instead, it has to every now and then cross blocks of water, even though it prefers the oil.

It turns out that there are three (!) critical curves, all of which depend on p . The phase diagram is sketched in Fig. 8. For details on the derivation, we refer to den Hollander and P  tr  lis [5]. The copolymer has the following behavior in the four phases of Fig. 8, as illustrated in Figs. 9 and 10:

- \mathcal{D}_1 : *fully delocalized* into A-blocks and B-blocks, never inside a neighboring pair.
- \mathcal{D}_2 : *fully delocalized* into A-blocks and B-blocks, sometimes inside a neighboring pair.
- \mathcal{L}_1 : *partially localized* near the interface in pairs of blocks of which the B-block is crossed diagonally.
- \mathcal{L}_2 : *partially localized* near the interface in both types of blocks.

(This is to be compared with the much simpler behavior in the two phases of Fig. 7, as given by Fig. 4.)

The intuition behind the phase diagram is as follows. In \mathcal{D}_1 and \mathcal{D}_2 , β is not large enough to induce localization. In both types of block pairs, the reward for running along the interface is too small compared to the loss of entropy that comes with having to cross the block at a steeper angle. In \mathcal{D}_1 , where α and β are both small, the copolymer stays on one side of the interface in both types of block pairs. In \mathcal{D}_2 , where α is larger, when the copolymer diagonally crosses a water block (which it has to do every now and then because the oil does not percolate), it dips into the oil block before

Fig. 8 Qualitative picture of the phase diagram for $p < p_c$. There are four phases, separated by three critical curves, meeting at two tricritical points

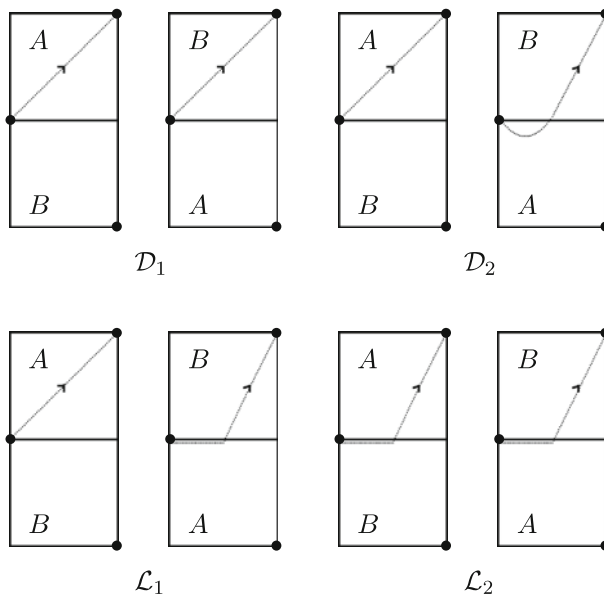
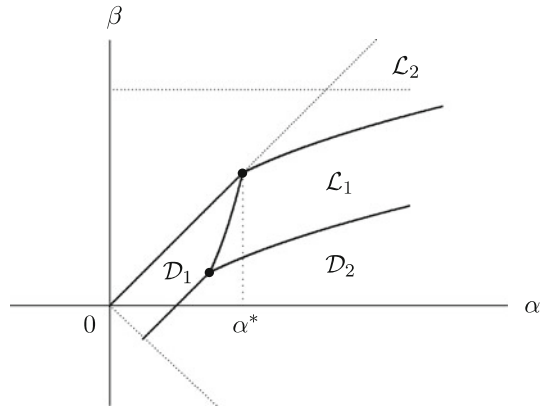


Fig. 9 Behavior of the copolymer, inside the four block pairs containing oil and water, for each of the four phases in Fig. 8

doing the crossing. Since β is small, it still has no interest to localize. In \mathcal{L}_1 and \mathcal{L}_2 , β is large enough to induce localization. In \mathcal{L}_1 , where β is moderate, localization occurs in those block pairs where the copolymer crosses the water rather than the oil. This is because $\alpha > \beta$, making it more advantageous to localize away from water than from oil. In \mathcal{L}_2 , where β is large, localization occurs in both types of block pairs.

Note that the piece between \mathcal{D}_1 and \mathcal{D}_2 is linear. This is because in \mathcal{D}_1 and \mathcal{D}_2 the free energy is a function of $\alpha - \beta$ only. The piece extends above the horizontal because no localization can occur when $\beta \leq 0$. In \mathcal{L}_1 and \mathcal{L}_2 the free energy is a function of

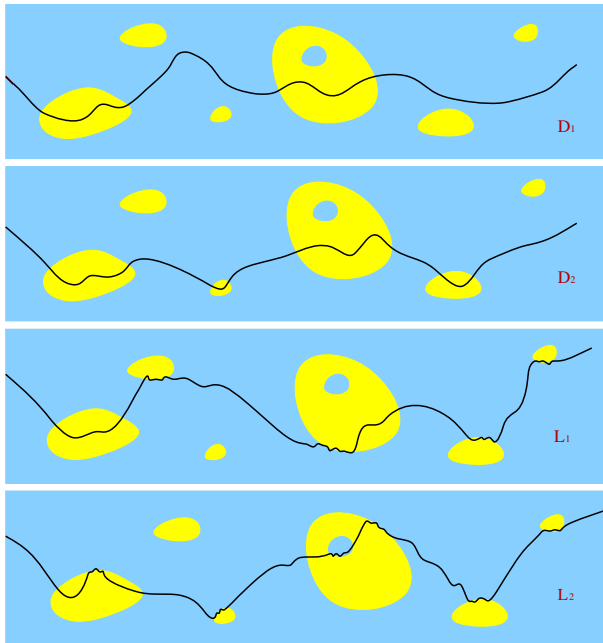


Fig. 10 Illustration of the four phases in Fig. 8 according to Fig. 9. Compare with Fig. 6

α and β . Note that there are *two tricritical points*, one that depends on p and one that does not.

Very little is known so far about the fine details of the four critical curves in the subcritical regime. The reason is that in none of the four phases does the free energy take on a simple form (contrary to what we saw in the supercritical regime, where the free energy is simple in the delocalized phase). In particular, in the subcritical regime there is no simple criterion like Proposition 2.1 to characterize the phases. In den Hollander and P  tr  lis [5] it is shown that the phase transition between \mathcal{D}_1 and \mathcal{D}_2 and between \mathcal{D}_1 and \mathcal{L}_1 is second order, while the phase transition between \mathcal{D}_2 and \mathcal{L}_1 is at least second order. It is further shown that the free energy is infinitely differentiable in the interior of \mathcal{D}_1 and \mathcal{D}_2 . The same is believed to be true for \mathcal{L}_1 and \mathcal{L}_2 , but a proof is missing.

It was argued in den Hollander and Whittington [3] that *the phase diagram is discontinuous at $p = p_c$* . Indeed, none of the three critical curves in the subcritical phase diagram in Fig. 8 converges to the critical curve in the supercritical phase diagram in Fig. 7 as $p \uparrow p_c$. This is because *percolation versus non-percolation of the oil completely changes the character of the phase transition(s)*.

Acknowledgments NP was supported by a postdoctoral fellowship from the Netherlands Organization for Scientific Research (grant 613.000.438).

Open Access This article is distributed under the terms of the Creative Commons Attribution Noncommercial License which permits any noncommercial use, distribution, and reproduction in any medium, provided the original author(s) and source are credited.

References

1. G. Giacomin, *Random Polymer Models* (Imperial College Press, London, 2007)
2. F. den Hollander, *Random Polymers, Lecture Notes in Mathematics 1974* (Springer, Berlin, 2009)
3. F. den Hollander, S.G. Whittington, Localization transition for a copolymer in an emulsion. *Theor. Prob. Appl.* **51**, 193–240 (2006)
4. F. den Hollander, N. Pétrélis, On the localized phase of a copolymer in an emulsion: supercritical percolation regime. *Commun. Math. Phys.* **285**, 825–871 (2009)
5. F. den Hollander, N. Pétrélis, On the localized phase of a copolymer in an emulsion: subcritical percolation regime. *J. Stat. Phys.* **134**, 209–241 (2009)