

PAPER • OPEN ACCESS

Weyl-Majorana solenoid

To cite this article: P Baireuther *et al* 2017 *New J. Phys.* **19** 025006

View the [article online](#) for updates and enhancements.

Related content

- [Topological superconductors: a review](#)
Masatoshi Sato and Yoichi Ando
- [Scattering theory of the chiral magnetic effect in a Weyl semimetal: interplay of bulk Weyl cones and surface Fermi arcs](#)
P Baireuther, J A Hutasoit, J Tworzydo *et al.*
- [Anomalous Hall effect in Weyl superconductors](#)
G Bednik, A A Zyuzin and A A Burkov

Recent citations

- [Transport through Andreev bound states in a Weyl semimetal quantum dot](#)
Dibyanti Mukherjee *et al*



PAPER

Weyl-Majorana solenoid

OPEN ACCESS

RECEIVED
25 August 2016REVISED
2 November 2016ACCEPTED FOR PUBLICATION
30 November 2016PUBLISHED
21 February 2017

Original content from this work may be used under the terms of the [Creative Commons Attribution 3.0 licence](https://creativecommons.org/licenses/by/4.0/).

Any further distribution of this work must maintain attribution to the author(s) and the title of the work, journal citation and DOI.

P Baireuther¹, J Tworzydło², M Breitzkreiz¹, İ Adagideli³ and C W J Beenakker^{1,4}¹ Instituut-Lorentz, Universiteit Leiden, P O Box 9506, 2300 RA Leiden, The Netherlands² Institute of Theoretical Physics, Faculty of Physics, University of Warsaw, ul. Pasteura 5, 02-093 Warszawa, Poland³ Faculty of Engineering and Natural Sciences, Sabanci University, Orhanli-Tuzla, 34956, Istanbul, Turkey⁴ Author to whom any correspondence should be addressed.E-mail: beenakker@lorentz.leidenuniv.nl

Keywords: Weyl semimetal, Andreev reflection, Weyl solenoid, Majorana, gap inversion

Abstract

A Weyl semimetal wire with an axial magnetization has metallic surface states (Fermi arcs) winding along its perimeter, connecting bulk Weyl cones of opposite topological charge (Berry curvature). We investigate what happens to this ‘Weyl solenoid’ if the wire is covered with a superconductor, by determining the dispersion relation of the surface modes propagating along the wire. Coupling to the superconductor breaks up the Fermi arc into a pair of Majorana modes, separated by an energy gap. Upon variation of the coupling strength along the wire there is a gap inversion that traps the Majorana fermions.

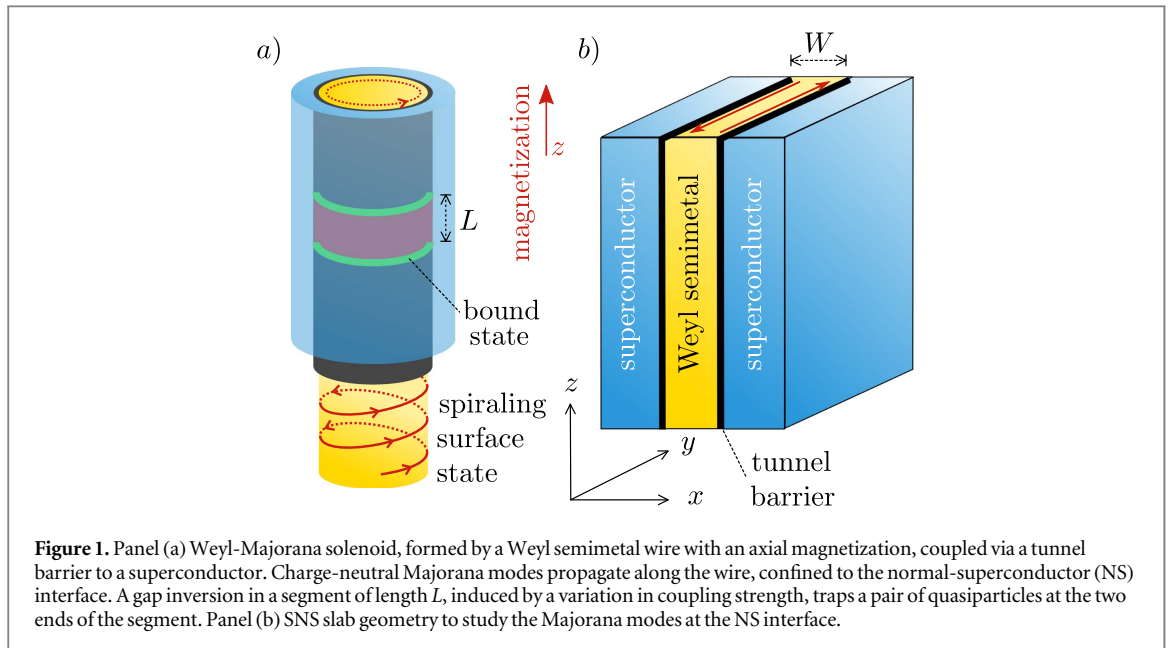
1. Introduction

A three-dimensional Weyl semimetal has topological features that are lacking in its two-dimensional counterpart, graphene [1–3]. One striking feature is the appearance of surface states, in Fermi arcs connecting Weyl cones of opposite topological charge (Chern number or Berry curvature) [4]. Unlike the surface states of a topological insulator, which are the only source of metallic conduction, the Fermi arcs at the surface compete with the Weyl cones in the bulk when it comes to transport properties. Quantum oscillations in the magnetoresistance are one example of an effect where the Fermi arcs play a prominent role [5, 6], the chiral magnetic effect without Landau levels is another example [7].

An interesting way to differentiate surface from bulk is to bring the Weyl semimetal into contact with a superconductor. While the Weyl cones in the bulk remain largely unaffected, the surface states acquire the mixed electron-hole character of a charge-neutral Bogoliubov quasiparticle—a Majorana fermion [8–13]. Here we investigate this proximity effect in the nanowire geometry of figure 1, in which an axial magnetization causes the surface modes to spiral along the wire, essentially forming a solenoid on the nanoscale [7]. We study the dispersion relation of the Majorana modes and identify a mechanism to trap the quasiparticles at a specified location along the wire.

In the next section we identify the pair of \mathbb{Z}_2 quantum numbers ν , κ that label the four surface modes in a given orbital subband. The electron-hole index ν is generic for any surface state where electrons and holes are coupled by Andreev reflection [14–16]. The connectivity index κ is specific for the Fermi arcs, it distinguishes whether the surface state reconnects in the bulk with the Weyl cone at positive or negative energy. In section 3 we construct the 4×4 matrix Hamiltonian in the ν , κ basis, constrained by particle-hole symmetry, as an effective low-energy description of the two-dimensional surface modes.

We then proceed in section 4 with a numerical calculation of the three-dimensional band structure of a microscopic model Hamiltonian. The unexpected feature revealed by this simulation is a gap inversion, visible in the band structure as a level crossing between two surface modes with the same connectivity index. The gap inversion can be controlled by variation of the tunnel coupling between the semimetal and the superconductor. At the domain wall where the gap changes sign, a charge-neutral quasiparticle is trapped—as we demonstrate numerically and explain within the context of the effective surface Hamiltonian in section 5.



In section 6 we study the same gap inversion analytically, via a mode-matching calculation. In the concluding section 7 we comment on the relation of the gap inversion to the flow of Berry curvature in the Brillouin zone.

2. Connectivity index of surface Fermi arcs

The geometry under consideration is shown in figure 1. A Weyl semimetal wire oriented along the z -axis is covered by a superconductor. We include a thin insulating layer between the superconductor and the Weyl semimetal, forming a tunnel barrier. A magnetization in the z -direction breaks time-reversal symmetry and separates the Weyl cones along the p_z momentum direction in the Brillouin zone. (Induced superconductivity in the presence of time-reversal symmetry, with minimally four Weyl points, has a different phenomenology [13].) The surface states connecting the Weyl cones are chiral, circulating with velocity v_ϕ in a direction set by the magnetization. If inversion symmetry is broken the surface states also spiral with velocity v_z along the wire [7].

As shown in figure 2, resulting from a model calculation described in section 4, at the interface with a superconductor the surface spectrum is drastically modified. We seek an effective Hamiltonian that describes this proximity effect on the Fermi arcs.

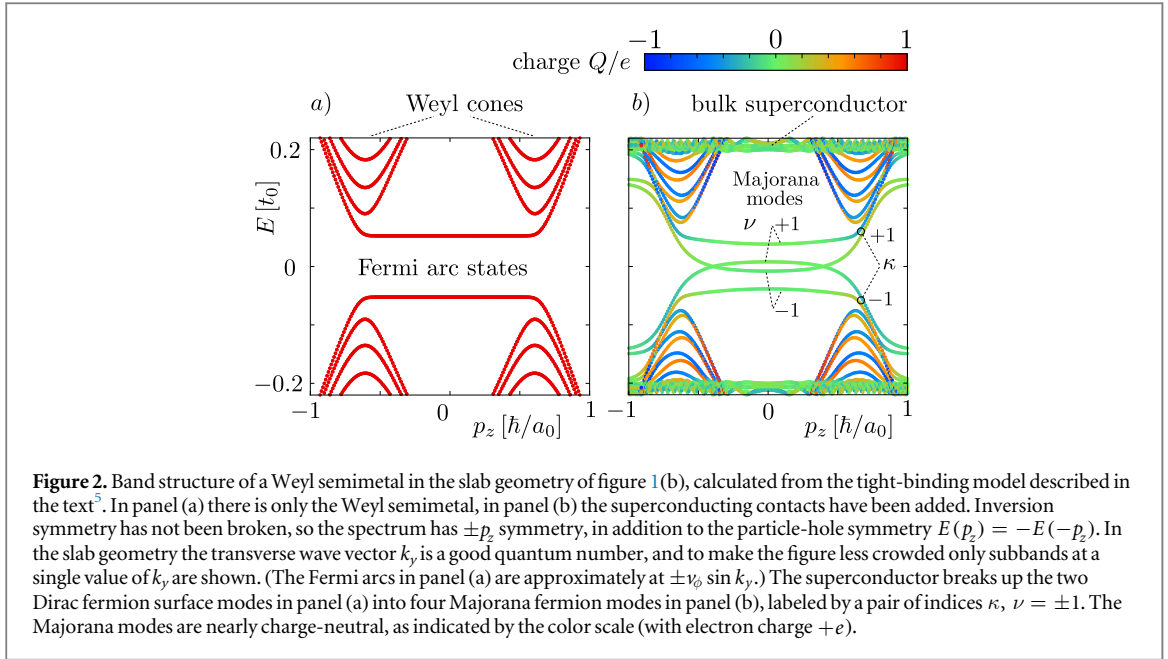
The first question we have to address is which pairs of states are coupled by the superconducting pair potential Δ . In the bulk spectrum the answer is well known [8, 12]: Superconductivity couples electrons in a Weyl cone of positive Berry curvature to holes in a Weyl cone of negative Berry curvature, and vice versa. To decide this question for the surface states, we assign to each Fermi arc a ‘connectivity index’ $\kappa = \pm 1$, depending on whether it reconnects in the bulk with the Weyl cone at positive or negative energy. Inspection of figure 2 shows that Δ predominantly couples Fermi arcs with same κ , pushing them apart, without removing the crossing between states of opposite κ .

More explicitly, in a slab geometry we can identify $\kappa = \text{sign } k_y$, and in a cylindrical wire geometry we would have $\kappa = \text{sign } p_\phi$. The coupling of states with different κ is then forbidden by (translational or rotational) symmetry. More generally, in the absence of any symmetry, the sign of $\kappa = \pm 1$ says whether the Fermi arc connects with the Weyl cone at $\pm E$, and thus identifies which pairs of Fermi arcs are predominantly coupled by Δ .

3. Effective surface Hamiltonian

The superconducting proximity effect is governed by the Bogoliubov-De Gennes (BdG) Hamiltonian, describing the coupling of electrons and holes by the pair potential. In the numerical simulations we will work with the BdG Hamiltonian in a 3D microscopic model. For analytical insight we aim for an effective 2D description involving only surface modes.

Each orbital subband n is associated with four Majorana modes, labeled by a pair of \mathbb{Z}_2 indices κ, ν . (See figure 2.) The connectivity index $\kappa = \pm$ identifies the connectivity of the surface mode (with the Weyl cone at



positive or negative energy), the electron-hole index $\nu = \pm$ identifies the pair of Majorana fermions that form a Dirac fermion. The corresponding BdG Hamiltonian \mathcal{H}_n is a 4×4 matrix with p_z -dependent elements. In what follows we omit the subband index n for ease of notation.

The fundamental symmetry of the BdG Hamiltonian is particle-hole symmetry,

$$\mathcal{H}(p_z) = -\kappa_y \nu_y \mathcal{H}^*(-p_z) \kappa_y \nu_y, \quad (3.1)$$

with Pauli matrices κ_α and ν_α acting, respectively on the connectivity and electron-hole degree of freedom ($\alpha = 1, 2, 3 \mapsto x, y, z$ and $\alpha = 0$ for the unit matrix). The operation of particle-hole conjugation squares to $+1$, which places the system in symmetry class D [17]—this is the appropriate symmetry class in the absence of time-reversal and spin-rotation symmetry.

If we neglect the mixing by disorder of surface states with opposite connectivity index $\kappa = \pm$, the 4×4 matrix \mathcal{H} decouples into two blocks H_\pm related by particle-hole symmetry,

$$\mathcal{H} = \begin{pmatrix} H_+ & 0 \\ 0 & H_- \end{pmatrix}, \quad H_-(p_z) = -\nu_y H_+^*(-p_z) \nu_y. \quad (3.2)$$

The 2×2 matrices H_\pm can be decomposed into Pauli matrices,

$$H_\pm(p_z) = \pm D_0(\pm p_z) \nu_0 + \sum_{\alpha=1}^3 D_\alpha(\pm p_z) \nu_\alpha, \quad (3.3)$$

with real p_z -dependent coefficients D_α .

Diagonalization of the Hamiltonian (3.2) gives the dispersion relation $E_{\kappa,\nu}(p_z)$ of the four Majorana modes in the n th subband,

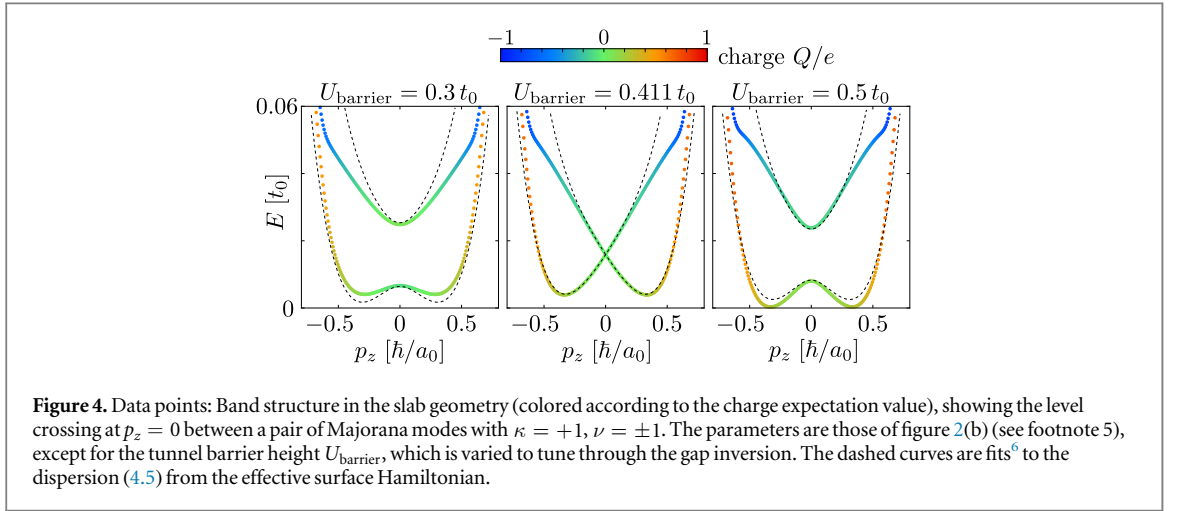
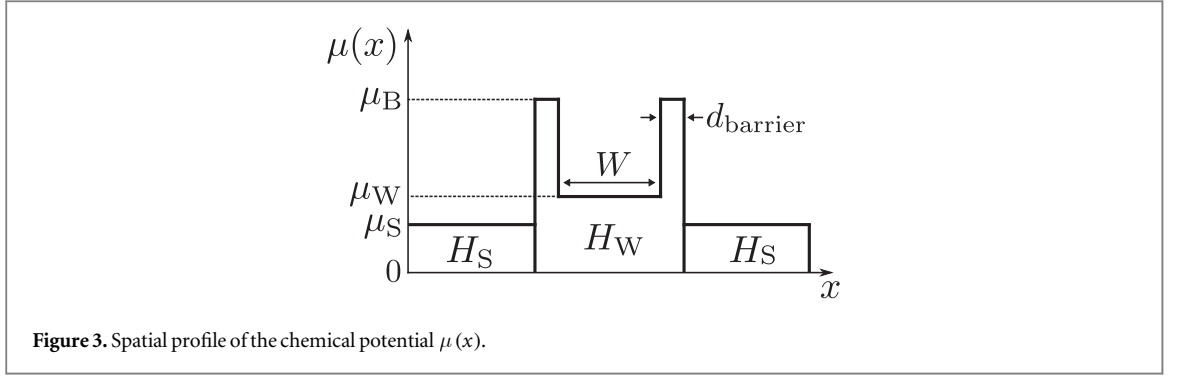
$$E_{\kappa,\nu}(p_z) = \kappa D_0(\kappa p_z) + \nu \sqrt{\sum_{\alpha=1}^3 D_\alpha^2(\kappa p_z)}. \quad (3.4)$$

Particle-hole symmetry is expressed by $E_{\kappa,\nu}(p_z) = -E_{-\kappa,-\nu}(-p_z)$. Inversion symmetry, $E_{\kappa,\nu}(p_z) = E_{\kappa,\nu}(-p_z)$, is satisfied if D_0 is an even function of p_z while each of the functions D_1, D_2, D_3 has a definite parity (even or odd).

4. Numerical simulation of a microscopic model

We now turn to a microscopic model of a Weyl semimetal in contact with a superconductor, which we solve numerically. The Weyl semimetal has BdG Hamiltonian

⁵ The microscopic model parameters in the slab geometry of figure 2 are (energies in units of t_0 , lengths in units of a_0): $t = 2, t_z = 1, m_0 = -0.3, \lambda = 0, \beta = 0.6, \tilde{t} = 7, \tilde{t}_z = 3.5, \mu_W = 10^{-4}, \mu_S = 3.5, U_{\text{barrier}} = 0.1, \Delta_0 = 0.2, d_{\text{barrier}} = 2, W = 120, k_y = \pi/120$.



$$\begin{aligned}
 H_W(\mathbf{k}) &= \nu_z \tau_z (t \sigma_x \sin k_x + t \sigma_y \sin k_y + t_z \sigma_z \sin k_z) \\
 &\quad + m(\mathbf{k}) \nu_z \tau_x \sigma_0 + \lambda \nu_z \tau_z \sigma_0 + \beta \nu_0 \tau_0 \sigma_z - \mu \nu_z \tau_0 \sigma_0, \\
 m(\mathbf{k}) &= m_0 + t(2 - \cos k_x - \cos k_y) + t_z(1 - \cos k_z),
 \end{aligned} \tag{4.1}$$

with chemical potential μ and charge operator

$$Q = -e \frac{\partial H_W}{\partial \mu} = e \nu_z \tau_0 \sigma_0. \tag{4.2}$$

The Pauli matrices σ_α and τ_α refer to spin and orbital degrees of freedom, respectively, while ν_α acts on the electron-hole index. The momentum \mathbf{k} varies over the Brillouin zone $|k_\alpha| < \pi$ of a simple cubic lattice (lattice constant $a_0 \equiv 1$). This is a model of a layered material in the Bi_2Se_3 family [18], with weak coupling $t_z < t$ in the z -direction, perpendicular to the layers in the x - y plane.

The particle-hole symmetry relation is

$$H_W(\mathbf{k}) = -\sigma_y \nu_y H_W^*(-\mathbf{k}) \sigma_y \nu_y. \tag{4.3}$$

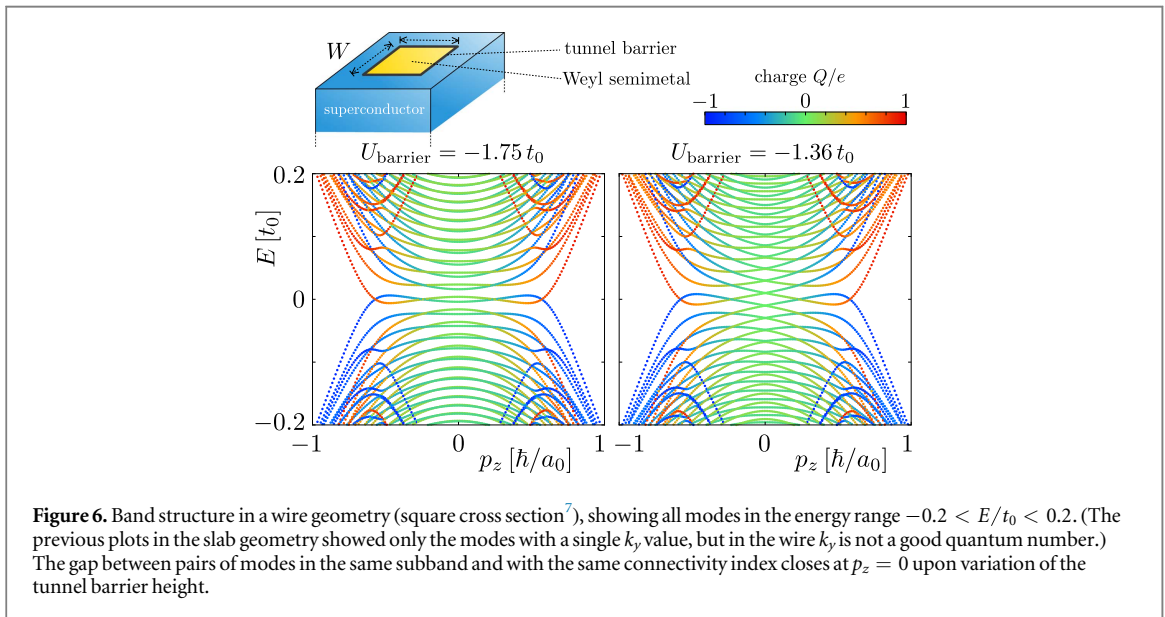
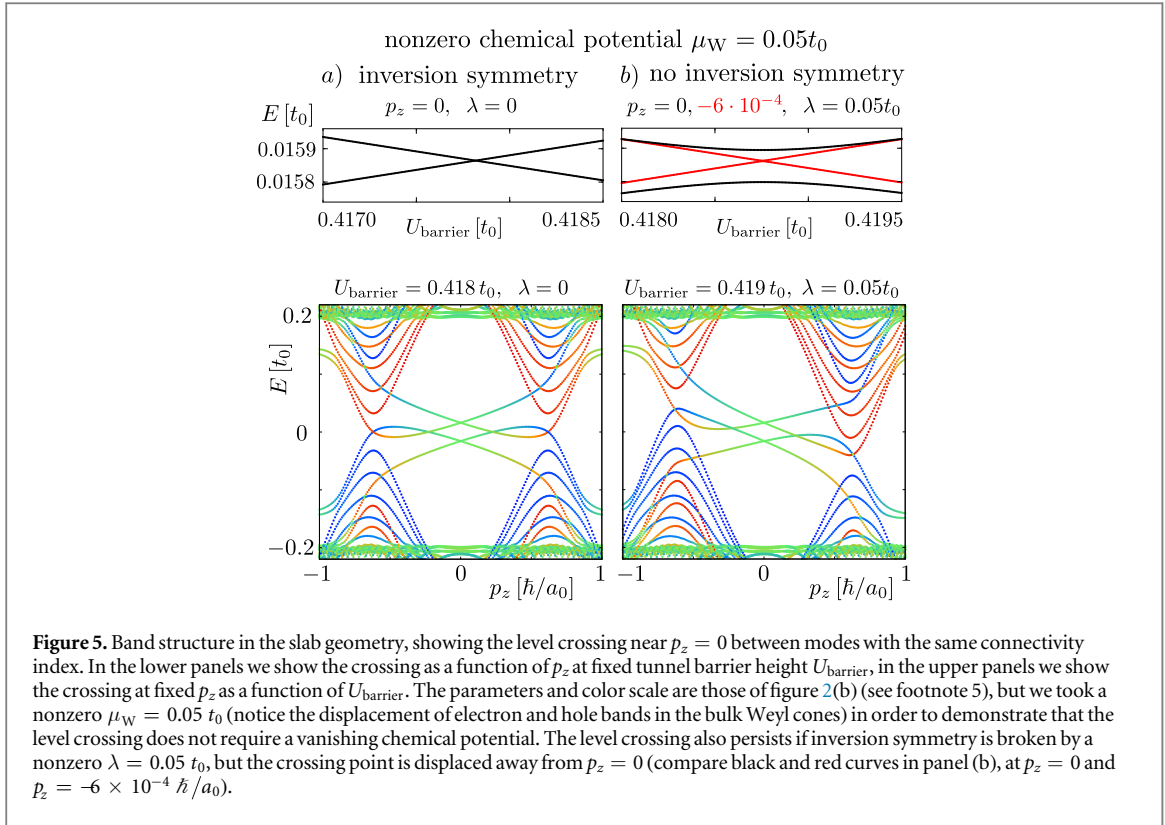
The magnetization term $\propto \beta$ breaks time-reversal symmetry, $H_W(\mathbf{k}) = \sigma_y H_W^*(-\mathbf{k}) \sigma_y$. Inversion symmetry, $H_W(\mathbf{k}) = \tau_x H_W(-\mathbf{k}) \tau_x$, is broken by the strain term $\propto \lambda$.

The Weyl semimetal is in contact with a spin-singlet s -wave superconductor, with Hamiltonian

$$H_S = [\tilde{t}(2 - \cos k_x - \cos k_y) + \tilde{t}_z(1 - \cos k_z)] \nu_z \tau_0 \sigma_0 - \mu \nu_z \tau_0 \sigma_0 + \Delta_0 \nu_x \tau_0 \sigma_0. \tag{4.4}$$

There are different chemical potentials in the Weyl semimetal, $\mu = \mu_W$, and in the superconductor, $\mu = \mu_S$. At the NS interface we include an electrostatic potential barrier of width d_{barrier} , raising μ to a value $\mu_B \equiv U_{\text{barrier}}$. The resulting spatial profile $\mu(x)$ is shown in figure 3.

⁶The fit parameters used in figure 4 are $D_0(p_z) = 0.016 + 0.035 p_z^2 + 0.24 p_z^4$, $c = 0.085$, $c'' = 0.056$.



We consider the two geometries shown in figure 1, a wire geometry and a computationally more efficient slab geometry⁸. In each case there is translational invariance along the z -direction. In the slab geometry there is in addition translational invariance in the y -direction, so the modes are labeled by a continuous quantum number k_y .⁹

⁷ The microscopic model parameters in the wire geometry of figure 6 are (energies in units of t_0 , lengths in units of a_0): $t = 2, t_z = 1, m_0 = -0.3, \lambda = 0, \beta = 0.6, \tilde{t} = 7, \tilde{t}_z = 3.5, \mu_W = 0.05, \mu_S = 3.5, \Delta_0 = 0.4, d_{\text{barrier}} = 1, W = 79$.

⁸ To discretize the model Hamiltonian we used the Kwant toolbox [19].

⁹ The slab geometry has a $\pm k_y$ degeneracy in the spectrum, corresponding to surface states at the opposite NS interfaces $x = 0, W$. We therefore only need to show a single sign of k_y to obtain the full spectrum, as in figure 2.

The dispersion relation in the slab geometry is shown in figure 2. The mode crossings at nonzero p_z appear because modes with different connectivity index κ are uncoupled in the absence of disorder. In figure 4 we show a different type of crossing, near $p_z = 0$ between modes with the same κ , induced by variation of the tunnel barrier height. This crossing appears generically when we vary interface parameters, in figure 5 we show that it persists at nonzero chemical potential $\mu = \mu_W$ in the Weyl semimetal¹⁰. Inversion symmetry breaking by a nonzero λ moves the crossing point away from $p_z = 0$, but does not destroy it. The wire geometry gives similar results, see figure 6.

To model this effect in the framework of the surface Hamiltonian (3.3), we take a momentum-independent complex off-diagonal potential $D_1 - iD_2 \equiv \Delta$ with amplitude $\Delta_0 = c(U_{\text{barrier}} - U_c)$ that crosses zero at some critical barrier height U_c . Inversion symmetry imposes a definite parity on the real diagonal potential $D_3 \equiv \mu(p_z)$, such that even a small admixture of an odd-parity component enforces $\mu(0) = 0$ when $\lambda = 0$. If we take $\mu(p_z) = c'\lambda + c''p_z$ the dispersion relation (3.4) in the pair of modes with $\kappa = +1$ has the form

$$E_\nu(p_z) = D_0(p_z) + \nu\sqrt{c^2(U_{\text{barrier}} - U_c)^2 + (c'\lambda + c''p_z)^2}. \quad (4.5)$$

The dashed curves in figure 4 are fits to this functional form, with $\lambda = 0$ and a quartic $D_0(p_z)$. The qualitative behavior agrees reasonably well.

5. Quasiparticle trapping by gap inversion

The gap inversion of figure 4 can be used to trap a quasiparticle by varying the tunnel barrier height $U_{\text{barrier}}(z)$ (by means of a variation in the thickness of the insulating layer), from a value above the critical strength U_c to a value below U_c . A demonstration of this effect in the slab geometry is shown in figure 7, where we plot the local density of states and charge polarization $\langle \psi | \nu_z | \psi \rangle \langle \psi | \psi \rangle^{-1} \in (-1, +1)$ at each site of the lattice.

In terms of the surface Hamiltonian, the quasiparticle trapping is described by the Schrödinger equation $H_\pm \psi(z) = E\psi(z)$ with

$$H_\pm = \begin{pmatrix} \pm D_0(\pm p_z) + \mu(\pm p_z) & \Delta(z) \\ \Delta^*(z) & \pm D_0(\pm p_z) - \mu(\pm p_z) \end{pmatrix}. \quad (5.1)$$

We take a real $\Delta(z) = c(U_{\text{barrier}}(z) - U_c)$ and, respectively, an even and odd p_z -dependence of D_0 and $\mu = c''p_z$ —consistent with inversion symmetry. If we neglect quadratic terms in D_0 we have a matrix differential equation of first order,

$$\mp i\hbar c'' \nu_z \frac{d\psi}{dz} = \left[(E \mp D_0(0))\nu_0 - \Delta(z)\nu_x \right] \psi(z). \quad (5.2)$$

Let $\Delta(z)/c''$ vary from a positive value for $z < 0$ and $z > L$ to a negative value in the interval $0 < z < L$. For sufficiently large L we can consider the domain wall at $z = 0$ separately from the one at $z = L$. At energy $E = \pm D_0(0)$ there is a bound state at $z = 0$ with wave function

$$\psi_\pm(z) = \exp\left(\pm \frac{1}{\hbar c''} \int_0^z dz' \Delta(z')\nu_y\right) \psi_\pm(0). \quad (5.3)$$

This should be a decaying function of $|z|$, so $\psi_\pm(0) = (1, \pm i)$ is an eigenstate of ν_y with eigenvalue ± 1 .

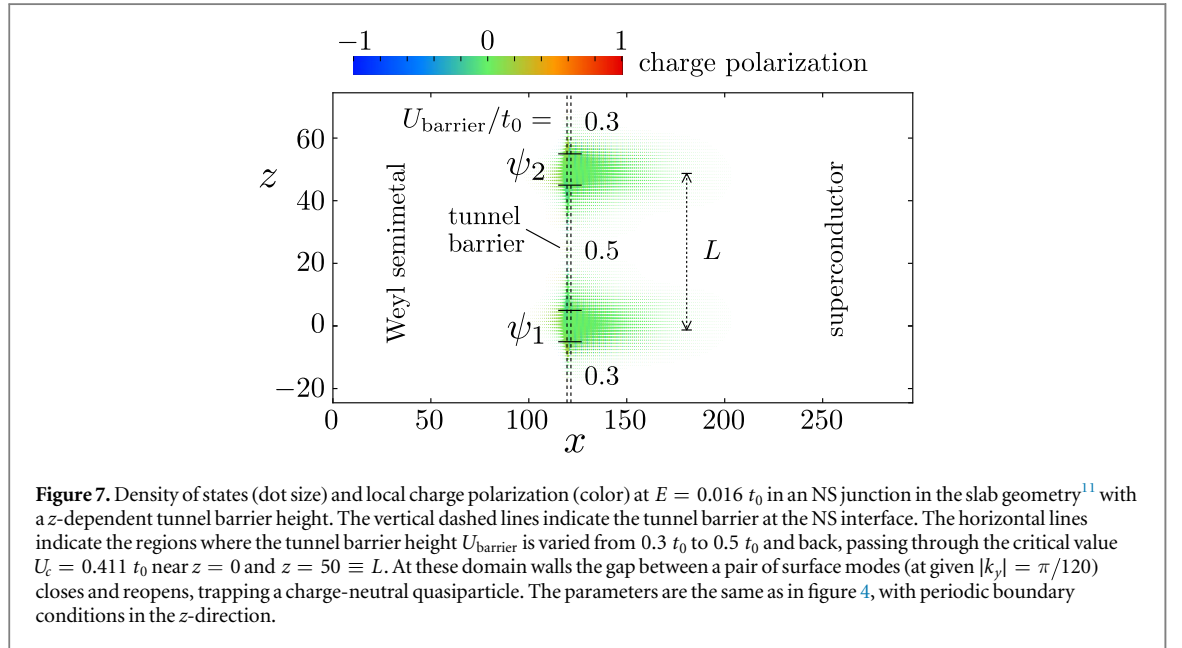
Figure 7 shows that the bound state is a charge-neutral quasiparticle. There is one state at energy $+D_0(0)$ and a second state at $-D_0(0)$, but because the BdG equation doubles the spectrum only a single Majorana fermion is trapped at $z = 0$. A second Majorana fermion is trapped at $z = L$. All of this is for a single orbital mode n . We have found numerically that the critical barrier height U_c is weakly n -dependent, so a domain wall traps one Majorana fermion per orbital subband.

6. Analytical mode-matching calculation

6.1. Hamiltonian with spatially dependent coefficients

To analytically substantiate our numerical findings we have performed a mode-matching calculation in the slab geometry of figure 1(b), matching electron and hole modes in the normal (N) region $0 < x < W$ to Bogoliubov quasiparticles in the superconducting (S) regions $x < 0$, $x > W$. This procedure can be greatly simplified if we choose a single BdG Hamiltonian H with x -dependent coefficients, rather than the different H_W and H_S of

¹⁰ In figures 2, 4, and 7 we also added a small offset of $10^{-4} t_0$ to μ_W to break the electron-hole degeneracy.



section 4—the former choice is a less realistic model of an SNS junction than the latter, but as we will see the results are essentially equivalent.

Our starting point is therefore the Hamiltonian

$$\begin{aligned}
 H = & \nu_z \tau_z (t_x \sin k_x + t_y \sin k_y + t_z \sigma_z \sin k_z) \\
 & + m \nu_z \tau_x \sigma_0 + \lambda \nu_z \tau_z \sigma_0 + \beta \nu_0 \tau_0 \sigma_z \\
 & - \mu(x) \nu_z \tau_0 \sigma_0 + \Delta(x) \nu_x \tau_0 \sigma_0,
 \end{aligned} \tag{6.1}$$

with chemical potential $\mu(x)$, pair potential $\Delta(x)$, and mass term

$$m(\mathbf{k}) = m_0 + t(2 - \cos k_x - \cos k_y) + t_z(1 - \cos k_z). \tag{6.2}$$

We will compare our analytical mode-matching calculation to a numerical solution of the discretized Hamiltonian (6.1). For this analytics, but not for the numerics, we make one further simplification, which is to linearize the Hamiltonian in the transverse momentum component k_x , so that the mode-matching calculation requires the solution of a set of first order differential equation in x . We thus replace $\sin k_x \mapsto k_x$ and replace the mass term (6.2) by

$$\tilde{m}(k_y, k_z) = m_0 + t(1 - \cos k_y) + t_z(1 - \cos k_z). \tag{6.3}$$

6.2. First-order decoupling of the mode-matching equations

The Schrödinger equation $H\psi = E\psi$ produces 8 coupled differential equations, and an attempt at direct solution produces unwieldy results. Our approach is to partially decouple these by suitable unitary transformations of H . We take the inversion symmetry breaking strength λ and chemical potential μ as small parameters and seek a decoupling up to corrections of first or second order in λ, μ .

For a first-order decoupling we rotate the ν_x and τ_x spinors by the unitaries

$$U_\theta = \exp\left(\frac{1}{2}i\theta\nu_y\tau_z\sigma_z\right), \quad U_\phi = \exp\left(\frac{1}{2}i\phi\nu_0\tau_y\sigma_z\right). \tag{6.4}$$

The rotation angles θ, ϕ are x and k_z -dependent,

$$\cos \theta = -(t_z/\Delta_{\text{eff}})\sin k_z, \quad \sin \theta = \Delta/\Delta_{\text{eff}}, \tag{6.5a}$$

$$\cos \phi = \Delta_{\text{eff}}/M, \quad \sin \phi = \tilde{m}/M, \tag{6.5b}$$

$$\Delta_{\text{eff}}(x) = \sqrt{\Delta^2(x) + t_z^2 \sin^2 k_z}, \tag{6.5c}$$

$$M(x) = \sqrt{\tilde{m}^2 + \Delta^2(x) + t_z^2 \sin^2 k_z}. \tag{6.5d}$$

¹¹ Figure 7 is for an NS junction with a single interface at positive and negative $k_y = \pm\pi/120$. Figures 2, 4, and 5 are for an SNS junction with two interfaces at a single $k_y = \pi/120$.

Notice that $\cos \theta \rightarrow -\text{sign } k_z$ for $\Delta \rightarrow 0$. We can avoid this discontinuity at $k_z = 0$ by keeping a small nonzero Δ in the normal region.

The transformed Hamiltonian,

$$\begin{aligned} H_{\phi,\theta} &= U_\phi^\dagger U_\theta^\dagger H U_\theta U_\phi \\ &= t\nu_z \tau_z (\sigma_x k_x + \sigma_y \sin k_y) - M\nu_z \tau_z \sigma_z + \beta\nu_0 \tau_0 \sigma_z + V_b(x) \\ &\quad - \mu \cos \theta \nu_z \tau_0 \sigma_0 - \mu \sin \theta \cos \phi \nu_x \tau_z \sigma_z - \mu \sin \theta \sin \phi \nu_x \tau_x \sigma_0 \\ &\quad + \lambda \sin \theta \nu_x \tau_0 \sigma_z + \lambda \cos \theta \cos \phi \nu_z \tau_z \sigma_0 + \lambda \cos \theta \sin \phi \nu_z \tau_x \sigma_z, \end{aligned} \quad (6.6)$$

is diagonal in the ν and τ degrees of freedom up to corrections of first order in λ , μ , and up to a boundary potential $V_b(x)$ resulting from the commutator of $k_x = -i\partial/\partial x$ and the x -dependent superconducting gap $\Delta(x)$ at the NS interface. In this section we discard the boundary potential, to simplify the calculations—we will fully include it in the [appendix](#).

The term $\propto \mu\nu_x \tau_x \sigma_0$ in the Hamiltonian (6.6) can be made diagonal in ν and τ with the unitary transformation

$$H_{\psi,\phi,\theta} = U_\psi^\dagger P_3^\dagger H_{\phi,\theta} P_3 U_\psi, \quad (6.7a)$$

$$U_\psi = \exp\left(\frac{1}{2}i\psi\nu_0\tau_y\sigma_0\right), \quad (6.7b)$$

$$P_3 = \frac{1}{2} \begin{pmatrix} (\tau_0 + \tau_z)\sigma_0 & (\tau_x - i\tau_y)\sigma_0 \\ (\tau_0 - \tau_z)\sigma_0 & (\tau_x + i\tau_y)\sigma_0 \end{pmatrix}, \quad (6.7c)$$

$$\cos \psi = (1 - \sin^2 \theta \cos^2 \phi)^{-1/2} \cos \theta, \quad (6.7d)$$

$$\sin \psi = -(1 - \sin^2 \theta \cos^2 \phi)^{-1/2} \sin \phi \sin \theta. \quad (6.7e)$$

The four blocks in the shift matrix P_3 (with $(P_3)^3 = 1$) refer to the ν degree of freedom. The transformed Hamiltonian is

$$H_{\psi,\phi,\theta} = H_{\text{diag}} + \delta H_{\text{diag}} + \delta H_{\text{offdiag}}, \quad (6.8a)$$

$$H_{\text{diag}} = t\nu_z \tau_0 (\sigma_x k_x + \sigma_y \sin k_y) - M\nu_z \tau_0 \sigma_z + \beta\nu_0 \tau_0 \sigma_z, \quad (6.8b)$$

$$\delta H_{\text{diag}} = -\mu(1 - \Delta^2/M^2)^{1/2} \nu_0 \tau_z \sigma_0 - \lambda(t_z/M) \nu_z \tau_0 \sigma_0 \sin k_z, \quad (6.8c)$$

$$\delta H_{\text{offdiag}} = \mu(\Delta/M) \nu_y \tau_y \sigma_z + \lambda(M^2 - \Delta^2)^{-1/2} [\tilde{m} \nu_x \tau_z \sigma_z - (\Delta/M) t_z \nu_x \tau_x \sigma_z \sin k_z]. \quad (6.8d)$$

The symbol δ keeps track of the order in λ , μ of the diagonal ('diag') and off-diagonal ('offdiag') blocks.

6.3. Second-order decoupling via Schrieffer–Wolff transformation

The Schrieffer–Wolff transformation

$$H_{\text{SW}} = e^{i\delta S} H_{\psi,\phi,\theta} e^{-i\delta S}, \quad \delta S = \begin{pmatrix} 0 & \delta s \\ \delta s^\dagger & 0 \end{pmatrix} \equiv \frac{1}{2}(\nu_x + i\nu_y)\delta s + \frac{1}{2}(\nu_x - i\nu_y)\delta s^\dagger, \quad (6.9)$$

with Hermitian off-diagonal matrix δS given by

$$[\delta S, H_{\text{diag}}] = i\delta H_{\text{offdiag}}, \quad (6.10)$$

removes the off-diagonal blocks up to corrections of second order in δ :

$$H_{\text{SW}} = H_{\text{diag}} + \delta H_{\text{diag}} + \mathcal{O}(\delta^2). \quad (6.11)$$

The solution of equation (6.10) is¹²

$$\delta s = \frac{1}{2\beta M} \left[\frac{\lambda}{(M^2 - \Delta^2)^{1/2}} \left(\tilde{m} \tau_z - \frac{\Delta t_z \sin k_z}{M} \tau_x \right) - \frac{\mu \Delta}{M} i\tau_y \right] (i\beta \sigma_0 + \sigma_y t k_x - \sigma_x t \sin k_y). \quad (6.12)$$

The Schrieffer–Wolff matrix δS contributes terms of order δ^2 to the energy spectrum, which is given by the eigenvalues of $H_{\text{diag}} + \delta H_{\text{diag}} + \delta H_{\text{SW}}$ with

$$\delta H_{\text{SW}} = \frac{1}{2}i[\delta S, \delta H_{\text{offdiag}}] + i[\delta S, \delta H_{\text{diag}}] + \mathcal{O}(\delta^3). \quad (6.13)$$

¹²To solve equation (6.10) for δs we substitute the block-decomposition $H_{\text{diag}} = \begin{pmatrix} h_+ & 0 \\ 0 & h_- \end{pmatrix}$, $\delta H_{\text{offdiag}} = \begin{pmatrix} 0 & \delta h \\ \delta h^\dagger & 0 \end{pmatrix}$ of the 8×8 matrices H_{diag} and $\delta H_{\text{offdiag}}$ in the ν degree of freedom. We thus arrive at the equation $\delta s h_- - h_+ \delta s = i\delta h$ involving 4×4 matrices. This Sylvester equation has a unique solution (unless h_+ and h_- have a common eigenvalue, which they do not).

6.4. Dispersion relation of the surface modes

The mode-matching calculation at energy E with the Hamiltonian $H_{\text{diag}} + \delta H_{\text{diag}}$ (not yet including the Schrieffer–Wolff correction) now involves four uncoupled differential equations, labeled by ν , $\tau \in \{-1, +1\}$, for a two-component spinor $\psi(x)$:

$$t\nu \frac{d\psi}{dx} = [i(E + \mathcal{U})\sigma_x + t\nu\sigma_z \sin k_y + (M\nu - \beta)\sigma_y]\psi$$

$$\mathcal{U} = \mu\tau(1 - \Delta^2/M^2)^{1/2} + \lambda(t_z/M)\nu \sin k_z. \quad (6.14)$$

We solve this for piecewise constant coefficients. For the normal (N) region at $0 < x < W$ we choose

$$\Delta = \Delta_N, \quad \mu = \mu_N, \quad (6.15a)$$

and for the superconducting (S) region at $x < 0$ and $x > W$ we choose

$$\Delta = \Delta_S, \quad \mu = \mu_S, \quad (6.15b)$$

demanding continuity of $\psi(x)$ at $x = 0, W$. We keep a finite pair potential Δ_N in the normal region to avoid the discontinuity at $p_z = 0$ noted in section 6.2.

To obtain the dispersion relation at a single NS interface we may take $W \rightarrow \infty$ and match decaying wave functions at both sides of the interface at $x = 0$. Such a bound surface state is possible if $M\nu - \beta$ has the opposite sign in N and S, which requires $\nu = +1$ (since β and M are both positive). We denote $M \equiv M_N$ in N and $M \equiv M_S$ in S, and similarly denote

$$\pm\mu(1 - \Delta^2/M^2)^{1/2} + \lambda(t_z/M)\sin k_z \equiv \begin{cases} \mathcal{U}_N^\pm & \text{in N,} \\ \mathcal{U}_S^\pm & \text{in S.} \end{cases} \quad (6.16)$$

The sign \pm accounts for the quantum number τ in equation (6.14).

For a surface state we need $M_N - \beta < -|\mathcal{U}_N^\pm|$, $M_S - \beta > |\mathcal{U}_S^\pm|$ in some interval of E , k_y , k_z around zero. Solution of equation (6.14) gives the wave function profile

$$\psi(x) = C_N e^{-x\kappa_N^\pm/t} \begin{pmatrix} i\kappa_N^\pm - it \sin k_y \\ E + \mathcal{U}_N^\pm + M_N - \beta \end{pmatrix}, \quad \text{for } x > 0, \quad (6.17)$$

$$\psi(x) = C_S e^{x\kappa_S^\pm/t} \begin{pmatrix} -i\kappa_S^\pm - it \sin k_y \\ E + \mathcal{U}_S^\pm + M_S - \beta \end{pmatrix}, \quad \text{for } x < 0, \quad (6.18)$$

with inverse decay lengths

$$\kappa_{N,S}^\pm = \sqrt{t^2 \sin^2 k_y + (M_{N,S} - \beta)^2 - (E + \mathcal{U}_{N,S}^\pm)^2} \quad (6.19)$$

on the normal and superconducting sides of the NS interface.

The amplitudes C_N and C_S are to be adjusted so that $\psi(x)$ is continuous at $x = 0$. By requiring that the matrix of coefficients of the mode-matching equations has vanishing determinant, we arrive at the dispersion relation of the surface modes,

$$E_\pm(k_y, k_z) = t \sin k_y + \frac{(M_N - \beta)\mathcal{U}_S^\pm - (M_S - \beta)\mathcal{U}_N^\pm}{M_S - M_N} + \mathcal{O}(\delta^2), \quad (6.20)$$

discarding terms of second order in μ , λ . The level crossing at $k_z = 0$, for a given k_y , happens for $m_0 = t(\cos k_y - 1)$. The corresponding charge expectation value $Q = -e\partial E/\partial\mu$ is

$$Q_\pm = \mp e(M_S - M_N)^{-1}[(M_N - \beta)\sqrt{1 - \Delta_S^2/M_S^2} - (M_S - \beta)\sqrt{1 - \Delta_N^2/M_N^2}] + \mathcal{O}(\delta), \quad (6.21)$$

one order in μ , λ less accurate than the energy.

In figure 8 we compare the numerical diagonalization of the Hamiltonian (6.1) with the analytical mode matching calculation. Unlike the comparison in figure 4, here there is not a single fit parameter. The agreement is excellent for the energy, somewhat less for the average charge.

6.5. Effective surface Hamiltonian

In section 3 we constructed an effective surface Hamiltonian by relying only on particle-hole symmetry. As an alternative route, we present here a derivation starting from the model Hamiltonian (6.8).

The motion perpendicular to the NS interface at $x = 0$ is governed by the reduced Hamiltonian

$$H_\perp = t\nu_z \tau_0 \sigma_x k_x - M\nu_z \tau_0 \sigma_z + \beta\nu_0 \tau_0 \sigma_z, \quad (6.22)$$

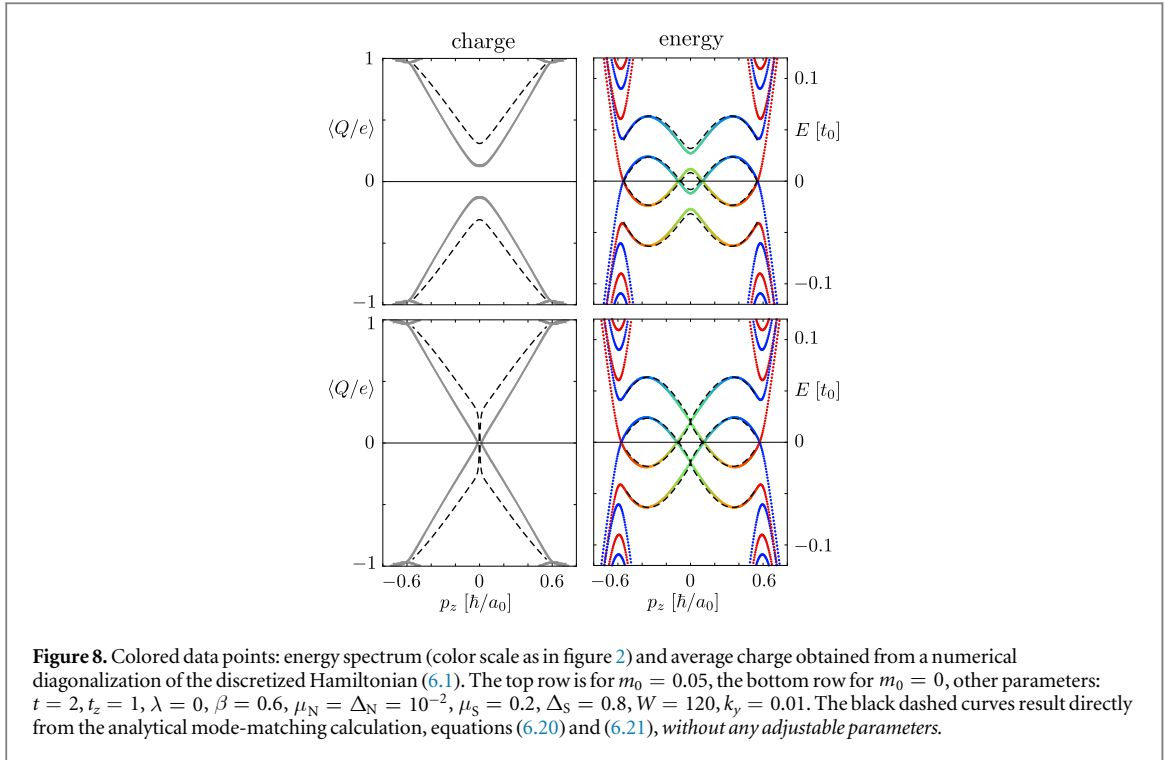


Figure 8. Colored data points: energy spectrum (color scale as in figure 2) and average charge obtained from a numerical diagonalization of the discretized Hamiltonian (6.1). The top row is for $m_0 = 0.05$, the bottom row for $m_0 = 0$, other parameters: $t = 2, t_z = 1, \lambda = 0, \beta = 0.6, \mu_N = \Delta_N = 10^{-2}, \mu_S = 0.2, \Delta_S = 0.8, W = 120, k_y = 0.01$. The black dashed curves result directly from the analytical mode-matching calculation, equations (6.20) and (6.21), without any adjustable parameters.

with neglect of the terms $\propto \mu$, λ as well as the k_y and k_z -dependent terms for motion parallel to the interface. The wave function profile $\psi(x)$ at $E = 0$,

$$H_{\perp} \psi = 0 \Rightarrow \psi(x) = \exp \left[t^{-1} \int_0^x dx' (M(x') \nu_0 \tau_0 \sigma_y - \beta \nu_z \tau_0 \sigma_y) \right] \psi(0), \quad (6.23)$$

decays for $x \rightarrow -\infty$ (inside the superconducting region) because of the term $\propto M(-\infty) > \beta$ and for $x \rightarrow +\infty$ (inside the Weyl semimetal region) because of the term $\propto \beta > M(\infty)$. This two-sided decay is ensured if $\psi(0)$ is an eigenstate with eigenvalue $+1$ of both $\nu_0 \tau_0 \sigma_y$ and $\nu_z \tau_0 \sigma_y$. The resulting eigenspace has rank two.

The 2×2 effective surface Hamiltonian H_{eff} for motion parallel to the surface is obtained by projecting H onto this two-dimensional eigenspace, resulting in

$$H_{\text{eff}} = \tau_0 t \sin k_y - \lambda (t_z/M) \tau_0 \sin k_z - \mu (1 - \Delta^2/M^2)^{1/2} \tau_z. \quad (6.24)$$

The corresponding charge operator is momentum dependent,

$$Q_{\text{eff}} = -e \partial H_{\text{eff}} / \partial \mu = e (1 - \Delta^2/M^2)^{1/2} \tau_z. \quad (6.25)$$

In this effective surface description the energy scales Δ and μ should be regarded as weighted averages of the x -dependent parameters from equation (6.15).

The two surface modes have opposite charge $Q_{\pm} = \pm e (1 - \Delta^2/M^2)^{1/2}$ and dispersion relation

$$E_{\pm}(k_z) = t \sin k_y - (\Delta^2 + \tilde{m}^2(k_y, k_z) + t_z^2 \sin^2 k_z)^{-1/2} [\lambda t_z \sin k_z \pm \mu \sqrt{\tilde{m}^2(k_y, k_z) + t_z^2 \sin^2 k_z}], \quad (6.26)$$

representing the spiraling surface Fermi arc illustrated in figure 1. The \pm index corresponds to the ν index of section 3, the κ index is taken care of by the sign of $\sin k_y$. The gap $\delta E = E_+(0) - E_-(0)$ at $k_z = 0$ equals

$$\delta E = \frac{2 \mu m_{\text{eff}}}{\sqrt{m_{\text{eff}}^2 + \Delta^2}}, \quad m_{\text{eff}} = |m_0 + t(1 - \cos k_y)|. \quad (6.27)$$

We interpret m_{eff} as the effective coupling strength of the surface state to the superconductor, and as the parameter that in the microscopic model of section 4 is varied by varying U_{barrier} . The level crossing then happens when $m_{\text{eff}} = 0$. At the level crossing the excitations are charge neutral.

We may include the Schrieffer–Wolff correction, by projecting δH_{SW} from equation (6.13) onto the surface eigenspace. The result is a correction of order δ^2 to the effective surface Hamiltonian,

$$\delta H_{\text{eff}} = -\frac{t \sin k_y}{2\beta M^3} \left(2\mu\lambda \frac{\Delta^2 \tau_z t_z \sin k_z + \Delta M \tilde{m} \tau_x}{\sqrt{M^2 - \Delta^2}} + (\lambda^2 \tilde{m}^2 + \lambda^2 \Delta^2 + \mu^2 \Delta^2) \tau_0 \right). \quad (6.28)$$

The dominant effect of this correction is to shift the level crossing away from $k_z = 0$ to $k_z = -(\lambda/\beta)(t/t_z) \sin k_y$.

7. Conclusion

In summary, we have investigated the superconducting proximity effect on the dispersion relation of surface modes in a Weyl-Majorana solenoid—a Weyl semimetal nanowire with an axial magnetization covered by a superconductor. The surface Fermi arc connecting bulk Weyl cones is broken up into nearly charge-neutral Majorana modes. We have identified a ‘connectivity index’ that determines between which pair of modes a gap is opened by the superconductor.

We have discovered that the sign of the induced gap can be inverted by variation of the tunnel coupling strength between the semimetal and the superconductor. A domain wall separating segments of the nanowire with opposite sign of the gap traps a charge-neutral quasiparticle. This bound Majorana fermion is not at zero energy, so it should not be confused with the Majorana zero-modes in semiconductor nanowires [20–22]. The gap inversion is studied for a 3D model Hamiltonian, both numerically in a tight-binding formulation, and analytically via mode matching at the normal-superconductor interface. Further insight is obtained by an effective 2D surface Hamiltonian.

In closing we remark on a global aspect of the gap inversion in terms of the flow of Berry curvature (topological charge) in the Brillouin zone [23]. The minimal number of two Weyl cones in a Weyl semimetal with broken time-reversal symmetry is doubled if we include the electron-hole degree of freedom. The sign of the Berry curvature at a given point in the Brillouin zone is not changed by the doubling [8], so the Fermi arc connecting Weyl cones of opposite Berry curvature must still run across the Brillouin zone—but now it has a choice: it may connect cones of the same or opposite electrical charge. If we inspect figure 4 we see that the Fermi arcs always connect Weyl cones of the same electrical charge (coded blue or red), except at the gap inversion point. At the critical tunnel barrier height $U_{\text{barrier}} = U_c$ the Majorana surface modes connect bulk states of opposite electrical charge (from blue to red).

In figure 4 the anomalous connection by Fermi arcs of Weyl cones of opposite electrical charge and opposite topological charge happens only at an isolated point in parameter space, because the superconductivity is induced only at the surface of the Weyl semimetal. By inducing superconductivity throughout the bulk (for example, using the heterostructure approach of [8]) one should be able to stabilize the anomalous connection in an entire region of parameter space. We expect an anomalous Josephson effect to develop in the Weyl-Majorana solenoid as a result of this topologically nontrivial connection.

Acknowledgments

We have benefited from discussions with A R Akhmerov, C L Kane, T Neupert, and T E O’Brien. This research was supported by the Foundation for Fundamental Research on Matter (FOM), the Netherlands Organization for Scientific Research (NWO/OCW), and an ERC Synergy Grant.

Appendix. Effect of the boundary potential on the mode-matching calculation

The unitary transformations in section 6 introduce a boundary potential in the Hamiltonian (6.8a), given by

$$\begin{aligned}
 V_b(x) &= -itU_\psi^\dagger(x)P_3^\dagger U_\phi^\dagger(x)U_\theta^\dagger(x)\nu_z\tau_z\sigma_x \left[\frac{\partial}{\partial x}, U_\theta^\dagger(x)U_\phi^\dagger(x)P_3 U_\psi(x) \right] \\
 &= \frac{1}{2}t(\theta' \sin \phi + \psi')\nu_z\tau_y\sigma_x - \frac{1}{2}t(\phi' \sin \psi + \theta' \cos \psi \cos \phi)\nu_x\tau_x\sigma_y \\
 &\quad - \frac{1}{2}t(\phi' \cos \psi - \theta' \sin \psi \cos \phi)\nu_x\tau_z\sigma_y \\
 &= -\frac{\frac{1}{2}tm_z}{\Delta^2(x) + m_z^2} \frac{d\Delta(x)}{dx} \nu_x\tau_x\sigma_y,
 \end{aligned} \tag{A1}$$

where we abbreviated

$$m_z = (\tilde{m}^2 + t_z^2 \sin^2 k_z)^{1/2}. \tag{A2}$$

For simplicity we omitted $V_b(x)$ from the mode-matching calculations and the derivation of the effective surface Hamiltonian in section 6. In the following we include it in the calculation, resulting in an improved agreement of the analytics with the numerics but without simple closed-form expressions as equations (6.20) and (6.21).

The step-function variation of the pair potential $\Delta(x)$ at the NS interfaces $x = 0$, W produces a delta-function boundary potential. Let us focus on the interface at $x = 0$, with $\Delta = \Delta_N$ for $x > 0$ and $\Delta = \Delta_S$ for $x < 0$. Because of the boundary potential, the wave function does not vary continuously across the NS interface. Instead, the wave functions at the two sides of the interface $x = 0$ are related by the transfer matrix,

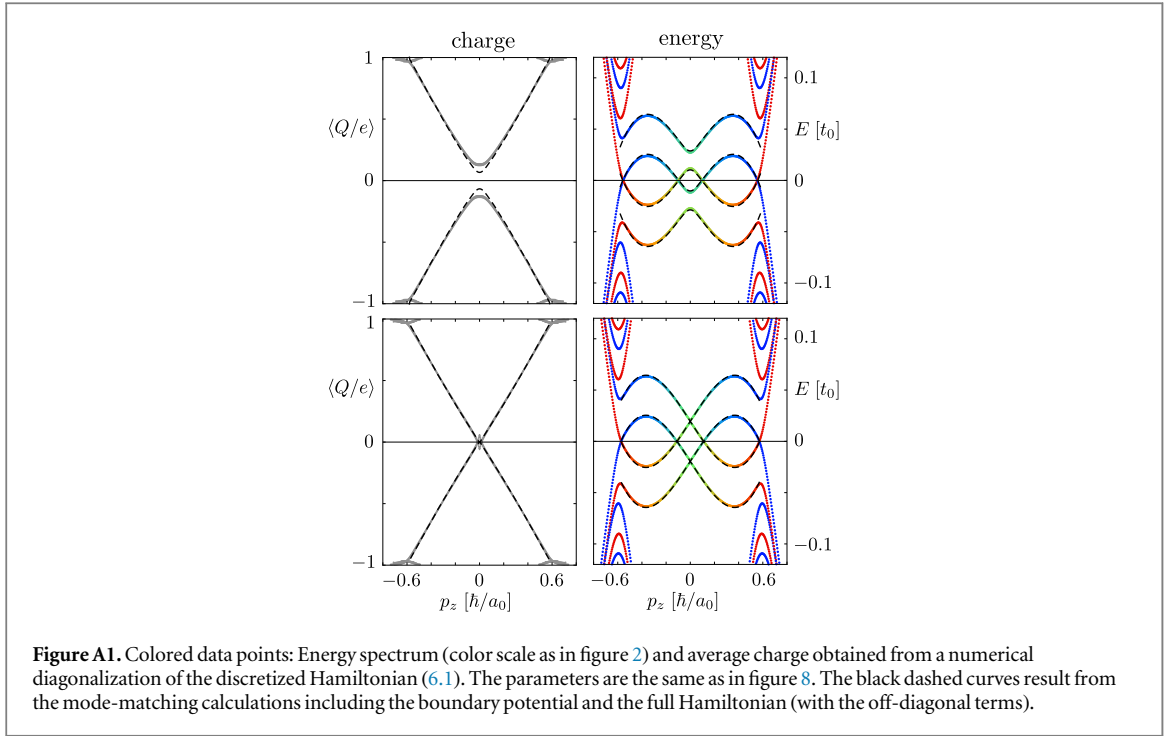


Figure A1. Colored data points: Energy spectrum (color scale as in figure 2) and average charge obtained from a numerical diagonalization of the discretized Hamiltonian (6.1). The parameters are the same as in figure 8. The black dashed curves result from the mode-matching calculations including the boundary potential and the full Hamiltonian (with the off-diagonal terms).

$$\psi(0^+) = e^{i\mathcal{M}_{\text{NS}}}\psi(0^-), \quad \mathcal{M}_{\text{NS}} = -\frac{1}{t} \int_0^+ dx \nu_z \tau_0 \sigma_x V_b(x) = -\frac{1}{2} \alpha \nu_y \tau_x \sigma_z, \quad (\text{A3})$$

where the angle α is given by the integral

$$\alpha = \int_{\Delta_S}^{\Delta_N} d\Delta \frac{m_z}{\Delta^2 + m_z^2} = \arctan \frac{\Delta_N}{m_z} - \arctan \frac{\Delta_S}{m_z}. \quad (\text{A4})$$

Note that at the level crossing point we have $m_z = 0$ hence $\alpha = 0$, so the level crossing itself is not affected by the boundary potential.

As explained in section 6.5, to obtain the effective surface Hamiltonian we impose a two-sided decay of the wave function, by demanding that ψ is an eigenstate with eigenvalue +1 of $\nu_0 \tau_0 \sigma_y$ in S and of $\nu_z \tau_0 \sigma_y$ in N. The former condition can be rewritten as a boundary condition in N,

$$\psi(0^+) = U_b \psi(0^-), \quad U_b = e^{i\mathcal{M}_{\text{NS}} \nu_0 \tau_0 \sigma_y} e^{-i\mathcal{M}_{\text{NS}}}. \quad (\text{A5})$$

Note that U_b and $\nu_z \tau_0 \sigma_y$ commute, so they can be diagonalized simultaneously. The rank two eigenspace of eigenvalue +1 is spanned by the vectors

$$\begin{aligned} v_1 &= (0, 0, \sin \alpha, i \sin \alpha, 1 - \cos \alpha, -i + i \cos \alpha, 0, 0), \\ v_2 &= (\sin \alpha, i \sin \alpha, 0, 0, 0, 0, 1 - \cos \alpha, -i + i \cos \alpha). \end{aligned}$$

The Hamiltonian projected onto this eigenspace is

$$\begin{aligned} H_{\text{eff}} &= \tau_0 t \sin k_y - (\gamma/\bar{M})(\lambda \tau_0 t_z \sin k_z - \mu \tau_z m_z), \\ \gamma &= \cos \alpha + (\bar{\Delta}/m_z) \sin \alpha, \end{aligned} \quad (\text{A6})$$

where the x -dependent gap $\Delta(x)$ in the full Hamiltonian has been replaced by a spatial average $\bar{\Delta}$, and $\bar{M} = (m_z^2 + \bar{\Delta}^2)^{1/2}$.

Comparison with equation (6.24) shows that the effect of the boundary potential is to renormalize the parameters λ and μ by a factor γ . For $\Delta_S \gg m_z$ we have

$$\gamma = (\Delta_N^2 + m_z^2)^{-1/2} (\Delta_N - \bar{\Delta}). \quad (\text{A7})$$

The full mode-matching calculation of section 6.4 is also modified by the new boundary condition. Since equation (A3) mixes the ν and τ indices, we can no longer use the block-diagonalization of the Hamiltonian to simplify the mode matching, and we could not find a closed-form solution analogous to equations (6.20) and (6.21). Including both the diagonal and off-diagonal terms in the Hamiltonian (6.8) we find the energy and charge expectation value shown in figure A1 (dashed curves). The solid curves are the numerical solution of the tight-binding model. Comparison with figure 8, where we did not include the boundary potential and discarded

off-diagonal ν , τ terms in the Hamiltonian, shows little difference in the energy but an improved agreement in the charge.

References

- [1] Nielsen H B and Ninomiya M 1983 The Adler-Bell-Jackiw anomaly and Weyl fermions in a crystal *Phys. Lett.* **130** 389
- [2] Volovik G E 2003 *The Universe in a Helium Droplet* (Oxford: Clarendon)
- [3] Rao S 2016 Weyl semi-metals: a short review *J. Indian Inst. Sci.* **96** 145
- [4] Wan X, Turner A M, Vishwanath A and Savrasov S Y 2011 Topological semimetal and Fermi-arc surface states in the electronic structure of pyrochlore iridates *Phys. Rev. B* **83** 205101
- [5] Potter A C, Kimchi I and Vishwanath A 2014 Quantum oscillations from surface Fermi-arcs in Weyl and dirac semi-metals *Nat. Commun.* **5** 5161
- [6] Zhang Y, Bulmash D, Hosur P, Potter A C and Vishwanath A 2016 Quantum oscillations from generic surface Fermi arcs and bulk chiral modes in Weyl semimetals *Sci. Rep.* **6** 23741
- [7] Baireuther P, Hutasoit J A, Tworzydło J and Beenakker C W J 2016 Scattering theory of the chiral magnetic effect in a Weyl semimetal: Interplay of bulk Weyl cones and surface Fermi arcs *New J. Phys.* **18** 045009
- [8] Meng T and Balents L 2012 Weyl superconductors *Phys. Rev. B* **86** 054504
- [9] Chen W, Jiang L, Shen R, Sheng L, Wang B G and Xing D Y 2013 Specular Andreev reflection in inversion-symmetric Weyl-semimetals *Europhys. Lett.* **103** 27006
- [10] Uchida S, Habe T and Asano Y 2014 Andreev reflection in Weyl semimetals *J. Phys. Soc. Japan* **83** 064711
- [11] Khanna U, Kundu A, Pradhan S and Rao S 2014 Proximity-induced superconductivity in Weyl semimetals *Phys. Rev. B* **90** 195430
- [12] Khanna U, Mukherjee D K, Kundu A and Rao S 2016 Chiral nodes and oscillations in the Josephson current in Weyl semimetals *Phys. Rev. B* **93** 121409(R)
- [13] Chen A and Franz M 2016 Superconducting proximity effect and Majorana flat bands in the surface of a Weyl semimetal *Phys. Rev. B* **93** 201105(R)
- [14] Hoppe H, Zülicke U and Schön G 2000 Andreev reflection in strong magnetic fields *Phys. Rev. Lett.* **84** 1804
- [15] Rakya P, Kormányos A, Kaufmann Z and Cserti J 2007 Andreev edge channels and magnetic focusing in normal-superconductor systems: a semiclassical analysis *Phys. Rev. B* **76** 064516
- [16] van Ostaay J A M, Akhmerov A R and Beenakker C W J 2011 Spin-triplet supercurrent carried by quantum Hall edge states through a Josephson junction *Phys. Rev. B* **83** 195441
- [17] Ryu S, Schnyder A P, Furusaki A and Ludwig A W W 2010 Topological insulators and superconductors: ten-fold way and dimensional hierarchy *New J. Phys.* **12** 065010
- [18] Vazifeh M M and Franz M 2013 Electromagnetic response of Weyl semimetals *Phys. Rev. Lett.* **111** 027201
- [19] Groth C W, Wimmer M, Akhmerov A R and Waintal X 2014 Kwant: a software package for quantum transport *New J. Phys.* **16** 063065
- [20] Beenakker C W J 2013 Search for Majorana fermions in superconductors *Annu. Rev. Condens. Matter Phys.* **4** 113
- [21] Elliott S R and Franz M 2015 Majorana Fermions in nuclear, particle and solid-state physics *Rev. Mod. Phys.* **87** 137
- [22] Sato M and Fujimoto S 2016 Majorana fermions and topology in superconductors *J. Phys. Soc. Japan* **85** 072001
- [23] Murakami S and Nagaosa N 2003 Berry phase in magnetic superconductors *Phys. Rev. Lett.* **90** 057002