

Measurements of Non-Singlet Moments of the Nucleon Structure Functions and Comparison to Predictions from Lattice QCD for $Q^2 = 4 \text{ GeV}^2$

I. Albayrak,³³ V. Mamyán,²⁷ M. E. Christy,¹¹ A. Ahmidouch,²² J. Arrington,¹ A. Asaturyan,³¹ A. Bodek,²⁴ P. Bosted,²⁹ R. Bradford,^{1,24} E. Brash,³ A. Bruell,⁵ C. Butuceanu,²³ S. J. Coleman,²⁹ M. Commisso,²⁷ S. H. Connell,⁹ M. M. Dalton,²⁷ S. Danagoulian,²² A. Daniel,¹² D. B. Day,²⁷ S. Dhamija,⁷ J. Dunne,¹⁸ D. Dutta,¹⁸ R. Ent,⁸ D. Gaskell,⁸ A. Gasparian,²² R. Gran,¹⁷ T. Horn,³³ Liting Huang,¹¹ G. M. Huber,²³ C. Jayalath,¹¹ M. Johnson,^{1,21} M. K. Jones,⁸ N. Kalantarians,¹² A. Liyanage,¹¹ C. E. Keppel,⁸ E. Kinney,⁴ Y. Li,¹¹ S. Malace,⁶ S. Manly,²⁴ P. Markowitz,⁷ J. Maxwell,²⁷ N. N. Mbianda,⁹ K. S. McFarland,²⁴ M. Meziane,²⁹ Z. E. Meziani,²⁶ G. B. Mills,¹⁵ H. Mkrtchyan,³¹ A. Mkrtchyan,³¹ J. Mulholland,²⁷ J. Nelson,²⁹ G. Niculescu,¹⁰ I. Niculescu,¹⁰ L. Pentchev,²⁹ A. Puckett,³⁴ V. Punjabi,²⁰ I. A. Qattan,¹³ P. E. Reimer,¹ J. Reinhold,⁷ V. M. Rodríguez,¹² O. Rondon-Aramayo,²⁷ M. Sakuda,¹⁴ W. K. Sakumoto,²⁴ E. Segbefia,¹¹ T. Seva,³² I. Sick,² K. Slifer,¹⁹ G. R. Smith,⁸ J. Steinman,²⁴ P. Solvignon,¹ V. Tadevosyan,³¹ S. Tajima,²⁷ V. Tvaskis,³⁰ G. R. Smith,⁸ W. F. Vulcan,⁸ T. Walton,¹¹ F. R. Wesselmann,²⁰ S. A. Wood,⁸ and Zhihong Ye¹¹

(The E06-009 Collaboration)

¹Argonne National Laboratory, Argonne, IL 60439, USA

²University of Basel, CH-4056 Basel, Switzerland

³Christopher Newport University, Newport News, VA 23606, USA

⁴University of Colorado, Boulder, CO, USA

⁵DFG, German Research Foundation, Bonn 51170, Germany

⁶Duke University, Dept. of Physics, Box 90305 Durham, NC 27708

⁷Florida International University, Miami, FL 33199, USA

⁸Thomas Jefferson National Accelerator Facility, Newport News, VA 23606, USA

⁹University of Johannesburg, Auckland Park 2006, Johannesburg, South Africa

¹⁰James Madison University, Harrisonburg, VA 22801, USA

¹¹Hampton University, Hampton, VA 23668, USA

¹²University of Houston, Houston, TX 77004, USA

¹³Khalifa University of Science and Technology, Abu Dhabi 127788, UAE

¹⁴High Energy Accelerator Research Organization (KEK), Tsukuba, Ibaraki 305-0801, Japan

¹⁵Los Alamos National Laboratory Los Alamos NM 87545, USA

¹⁶Massachusetts Institute of Technology, Cambridge, MA 02139, USA

¹⁷Department of Physics, University of Minnesota-Duluth Duluth MN 55812, USA

¹⁸Mississippi State University, Mississippi State, MS 39762, USA

¹⁹University of New Hampshire, Durham, NH 03824, USA

²⁰Norfolk State University, Norfolk VA 23504, USA

²¹Northwestern University, Evanston, IL 60208, USA

²²North Carolina A&T State University, Greensboro NC, 27411, USA

²³University of Regina, Regina, Saskatchewan, S4S 0A2, Canada

²⁴Department of Physics and Astronomy, University of Rochester, Rochester, NY 14627, USA

²⁵University of Southern California, Los Angeles, CA 90033, USA

²⁶Department of Physics, Temple University, Philadelphia, PA 19122, USA

²⁷University of Virginia, Charlottesville, VA 22904, USA

²⁸Vrije Universiteit, Amsterdam, Netherlands

²⁹Department of Physics, College of William & Mary, Williamsburg, VA 23187, USA

³⁰University of Winnipeg, Winnipeg, Manitoba R3B 2E9, Canada

³¹Yerevan Physics Institute, Yerevan, Armenia

³²University of Zagreb, Zagreb, Croatia

³³Catholic University of America, Washington, DC 20064, USA

³⁴University of Connecticut, Storrs, CT 06269, USA

(Dated: July 18, 2018)

We present extractions of the nucleon non-singlet moments utilizing new precision data on the deuteron F_2 structure function at large Bjorken- x determined via the Rosenbluth separation technique at Jefferson Lab Experimental Hall C. These new data are combined with a complementary set of data on the proton previously measured in Hall C at similar kinematics and world data sets on the proton and deuteron at lower x measured at SLAC and CERN. The new Jefferson Lab data provide coverage of the upper third of the x range, crucial for precision determination of the higher moments. In contrast to previous extractions, these moments have been corrected for nuclear effects

in the deuteron using a new global fit to the deuteron and proton data. The obtained experimental moments represent an order of magnitude improvement in precision over previous extractions using high x data. Moreover, recent exciting developments in Lattice QCD calculations provide a first ever comparison of these new experimental results with calculations of moments carried out at the physical pion mass, as well as an innovative approach which first calculates the quark distributions directly before determining moments.

PACS numbers: 13.60.Hb, 13.60.-r, 14.20.Dh, 12.38.Qk, 13.90.+i, 25.30.Dh, 25.30.Fj

In the framework of Quantum Chromodynamics (QCD), the partonic structure of hadrons may be studied through *moments* (or Bjorken x weighted integrals) of the hadron structure functions. The difference of the u and d quark distributions is a flavor non-singlet quantity with the non-singlet moments of these parton distribution functions (PDF) defined as,

$$\langle x^{N-1} \rangle_{u-d} = \int dx x^{N-1} [u(x) - d(x) + \bar{u}(x) - \bar{d}(x)]. \quad (1)$$

A successful lattice computation of the nucleon non-singlet moment is a fundamental test of QCD [1]. Precise Lattice QCD (LQCD) predictions of these moments [2–9] are now available. These recent calculations include those that approach the physical pion mass and employ smaller lattice spacing to calculate the moments [2] and those that use an innovative approach to directly calculate the PDFs and from these moments [9]. Experimentally, the non-singlet moments can be determined from the difference of proton and neutron F_2 moments, obtained from $2F_2^p - F_2^d$, with the deuteron utilized as a proxy for proton plus neutron after correcting for nuclear effects.

In this letter, we present a precision determination of the non-singlet moments utilizing new measurements of the deuteron F_2 , in combination with existing proton F_2 measurements extracted at a four momentum transfer $Q^2 = 4 \text{ GeV}^2$, to directly confront the lattice results. The extraction of higher moments requires precise data at large x , as produced by the new data in the resonance region measured in Jefferson Lab Hall C experiment E06-009. These new measurements facilitate a significant improvement in both precision and accuracy over previous experimental extractions of deuteron and non-singlet nucleon moments [10, 11].

Nucleon structure in terms of quark-gluon momentum distributions is encoded in the unpolarized structure functions F_1 and F_L , for the exchange of transversely and longitudinally polarized virtual photons respectively, and F_2 , which is proportional to $2xF_1 + F_L$. The total differential cross section can be written in terms of the longitudinal and transverse photoabsorption cross sections as

$$\frac{d^2\sigma}{d\Omega dE'} = \Gamma(\sigma_T + \epsilon\sigma_L) = \Gamma\sigma_r. \quad (2)$$

Here $\Gamma = K(\alpha/2\pi^2 Q^2)(E'/E)/(1-\epsilon)$ is the flux of transverse virtual photons with the total flux $K = \nu(1-x)$ in

the Hand convention [12], ϵ the relative longitudinal flux, Ω the solid angle and E (E') the energy of the incoming (scattered) electron with four momentum transfer Q^2 and energy transfer $\nu = E - E'$. On the right hand side, σ_r is called the reduced cross section. Fitting σ_r linearly in ϵ yields σ_L as the slope, while the intercept yields σ_T . The F_2 structure function can then be obtained from

$$F_2(x, Q^2) = \frac{K\nu}{4\pi^2\alpha(1+\nu^2/Q^2)}(\sigma_T(x, Q^2) + \sigma_L(x, Q^2)). \quad (3)$$

At leading order, the structure function F_2 can be written in terms of the light-cone momentum distribution of partons (quarks and gluons) in the Bjorken limit, ($Q^2 \rightarrow \infty$ and at fixed x) as

$$F_2 = x \sum_i e_i^2 (q_i(x, Q^2) + \bar{q}_i(x, Q^2)). \quad (4)$$

The moments of F_2 , defined as $\int F_2 x^{N-2} dx$, only receive contributions from operators with spin N . This is not true at finite Q^2 , where operators with other spins can contribute. However, Nachtmann [13] showed that the contribution to the moments from operators with spin N can be projected out by defining moments in terms of the Nachtmann scaling variable ξ as

$$M_2^{(N)}(Q^2) = \int_0^1 dx \frac{\xi^{N+1}}{x^3} \times \left(\frac{3 + 3(N+1)r + N(N+2)r^2}{(N+2)(N+3)} \right) F_2(x, Q^2), \quad (5)$$

where N is the order of the moment, $\xi = \frac{2x}{1+r}$ is the fraction of the light cone momentum of the struck quark, and $r = \sqrt{1 + 4M^2 x^2 / Q^2}$. It is the Nachtmann moments of the data that must be employed for a meaningful comparison to moments calculated from LQCD or those determined from perturbative QCD (pQCD) fits.

In the Bjorken limit, structure function moments are independent of Q^2 (a phenomenon called *scaling*). At finite Q^2 , gluon radiative effects, which give rise to scaling violations, and higher twist effects (i.e. interactions between the struck quark and remaining quarks) which give rise to the Q^2 dependence of the structure functions, become important. The Q^2 dependence of the moments can be studied within the framework of pQCD, but at lower Q^2 , pQCD loses its applicability and one must consider finite Q^2 effects as well to study the hadronic structure and revert to effective theories or LQCD.

Current LQCD calculations have focused on non-singlet $u - d$ quantities using moments of the PDFs, which are computationally simpler. Experimentally, the integrated non-singlet distribution can be determined from $2p - d$, which is approximately $p - n$, where p , d and n denote proton, deuteron and neutron respectively. From Eq. 4, assuming a symmetric sea, $\bar{u} = \bar{d}$,

$$2F_2^p - F_2^d \approx 2F_2^p - F_2^{p+n} = F_2^p - F_2^n = x \frac{1}{3}(u - d), \quad (6)$$

where u and d are *up* and *down* quark distributions, respectively. Similarly, the non-singlet Nachtmann moments can be determined from the difference $M_2^p - M_2^n \sim 2M_2^p - M_2^{p+n}$, where M_2^{p+n} is obtained from deuteron data as described below. In the \overline{MS} renormalization scheme, the non-singlet $N=2$ moment of the F_2 structure function can be written as

$$M_2^{NS} = M_2^p - M_2^n = \frac{1}{3} C_N^v \langle x \rangle_{u-d}, \quad (7)$$

where C_N^v are Wilson coefficients which represent the hard, perturbatively calculable coefficient functions, and $\langle x^{N-1} \rangle_{q_r}(\mu)$ are the non-singlet moments of the PDFs defined in Eq. 1, describing the soft, non-perturbative physics. The left hand side of Equation 7 was measured experimentally at $Q^2 = 4 \text{ GeV}^2$ and is presented in this work. Since PDFs describe non-perturbative behavior, they cannot be directly calculated in perturbative QCD, but they can be calculated using LQCD, or extracted from global fits to a variety of data, for example [14–16].

Although there exist previous deuteron F_2 measurements in the nucleon resonance region, those presented in this work are the most precise and accurate determinations to date for several reasons. First, the moments presented here are the first to utilize deuteron and proton F_2 values extracted from precision Rosenbluth separations of the structure functions, while previous moment determinations [10] relied on models of the longitudinal contribution. Second, the quasielastic (QE) contribution was precisely determined and then subtracted utilizing the same data set. This is important, since inelastic and quasielastic are treated separately in theory. Third, the deuteron data were corrected for nuclear effects such as Fermi motion, enabling a clean extraction of $p + n$. In all, comparison of these new measurements to the previous F_2 moments from [10] and [11] shows an order of magnitude reduction in the uncertainties.

As the lattice calculations only include twist-2 operators, several corrections must be made to the data to provide an appropriate comparison. As noted above, inelastic and elastic contributions were separated first by removing the latter utilizing a global fit [17] to the available deuteron data that incorporates up-to-date parameterizations of the nucleon elastic form factors. The elastic contribution can then be added back at $x = 1$. Figure 1 shows the deuteron structure function F_2 in the

QE region before and after the QE subtraction. Systematic uncertainties for this subtraction were determined by the following procedure: First, the global fit curve was scaled up and down until the chi-squared value of the fit becomes +1 and -1, and then the difference of the fit from the data was used as the systematic uncertainty.

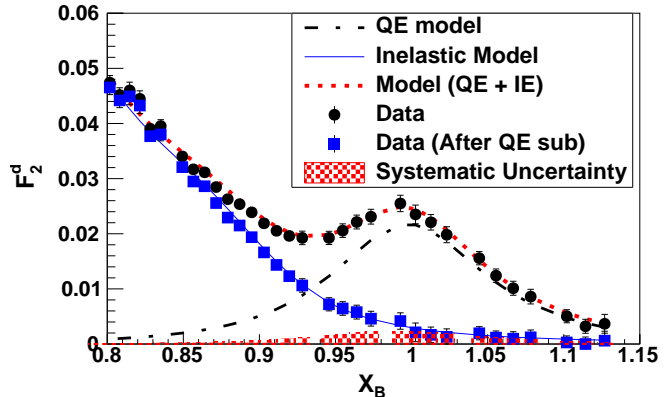


FIG. 1. (Color online) E06-009 data on deuteron F_2 before and after subtraction of the QE contribution. The band at the bottom represents the estimated systematic uncertainty from this procedure. The dot dashed curve is the QE model, the short dashed curve is the total (QE+ inelastic) model and the solid curve is the inelastic model.

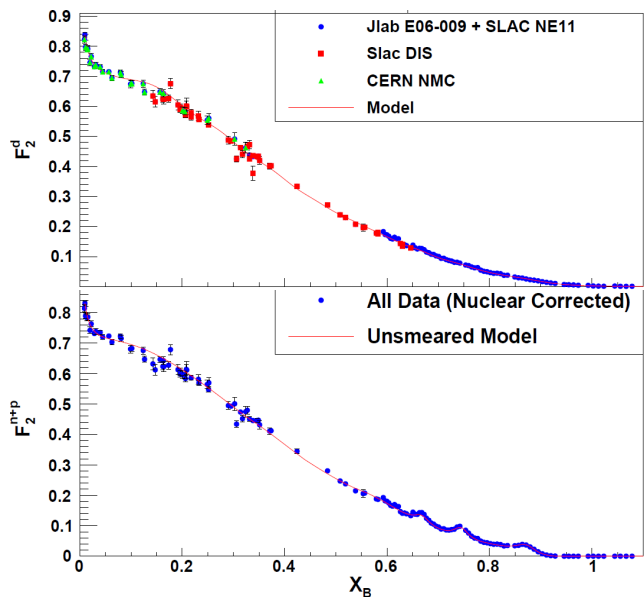


FIG. 2. (Color online) Top: Data on F_2^d at $Q^2 = 4 \text{ GeV}^2$ from SLAC, CERN, and Jefferson lab experiment E06-009. Jefferson Lab data is after subtraction of the QE contribution. Bottom: Same as top panel after Fermi correction.

Since the deuteron is a bound nucleus and not a pure $p + n$ state, F_2^d was corrected for nuclear effects such as Fermi motion momentum smearing, which washes out the resonant structure, as shown in the top panel of Fig. 2.

F_2^{p+n} is obtained from F_2^d as $F_2^{p+n} = f(x)F_2^d$, where the correction factor is given by

$$f(x) = \frac{(F_2^p + F_2^n)^{fit}}{(F_2^d)^{fit}}. \quad (8)$$

The global fit to all deuteron data (which determines the neutron) in the resonance region is from [17]. This utilizes the weak binding approximation convolution approach as described in [18] with the fit to proton data from [19] as input.

Fig. 2 shows existing deuterium data at $Q^2 = 4 \text{ GeV}^2$ from SLAC [20] and CERN [21] experiments at lower- x , as obtained from [22], as well as the new precision resonance region data from Jefferson Lab experiment E06-009 at large- x , before nuclear corrections (top), and $p+n$ after the corrections (bottom), where the resonant structure is now quite visible. The systematic uncertainty on the correction for deuteron nuclear effects is estimated as the difference of nominal moments and the corrected moments utilizing different wave functions (CDBONN, WJC1 and WJC2) [23, 24] and turning on and off the off-shell correction (related to the size of the proton in the nucleus).

The Nachtmann moments were determined by integrating the combined experimental data shown on the bottom panel in Fig. 2 using Eq. 5. This was accomplished by first dividing the x range into several smaller regions and then fitting the data in each region with fourth order polynomials to provide an interpolating function. The integration range was taken to be from $x = 0.01$ to pion threshold, as there are no deuteron measurements below $x = 0.01$. The contribution from $x < 0.01$ was estimated to be less than one percent for $N = 2$ and negligible for the higher N moments.

The uncorrelated uncertainties on the moments were determined from a distribution of moments, each calculated from a pseudo-data-set. Individual pseudo-data-sets were generated by sampling about each data point utilizing a Gaussian distribution, with width given by the uncorrelated uncertainty of that data point.

Sources of correlated systematic uncertainties were due to absolute angle uncertainty, radiative corrections, charge symmetric background subtraction, QE subtraction and Fermi motion corrections. All of these sources of systematic uncertainties were studied in detail. The first three of these sources of systematic uncertainty listed above were studied at the cross section level for the JLab data and propagated to the moments. Details of those studies can be found in [25]. The systematic uncertainties due to the QE subtraction and Fermi corrections are discussed earlier in this work. The uncertainties due to the radiative corrections, charge symmetric background subtraction and QE subtraction were found to be small and rather negligible, all being less than 0.1%, while the systematic uncertainties due to the absolute angle and Fermi corrections provide the largest contributions to the total

uncertainty and are given in the tables below. The E06-009 data have been determined from the global fit [17] to be normalized to better than 1% relative to that of SLAC [20] and thus the relative normalization uncertainty contribute negligibly to the uncertainties on the moments.

Results for the experimental Nachtmann moments of the unpolarized structure function F_2^{n+p} are given in Table I for $Q^2 = 4 \text{ GeV}^2$. The systematic uncertainties labeled as Sys1, Sys2 and Sys3 are due to the: absolute angle uncertainty, wave function dependence of the Fermi corrections, and off-shell corrections. Utilizing the

TABLE I. Experimental Nachtmann moments of F_2^{n+p} (i.e. the deuteron after nuclear corrections) at $Q^2 = 4 \text{ GeV}^2$. Sys1, Sys2 and Sys3 are the estimated systematic uncertainties due to the absolute angle, wave function in the Fermi correction and off-shell parameter in the Fermi correction, respectively. The column labeled P2P indicates the quadrature sum of statistical and uncorrelated systematic uncertainties.

N	M_2^{n+p} $\times 10^{-3}$	P2P Unc. $\times 10^{-3}$	Sys1 $\times 10^{-3}$	Sys2 $\times 10^{-3}$	Sys3 $\times 10^{-3}$
2	301.1	0.6	0.3	0.6	3
4	31.4	0.1	0.2	0	0.8
6	7.8	0.02	0.1	0	0.3

previous proton structure function moment determinations given in Table II from Ref. [26, 27], the non-singlet moments of the structure functions were extracted from $M_2^{NS} = 2M_2^p - M_2^{p+n}$.

TABLE II. Experimental Nachtmann moments of proton F_2 at $Q^2 = 3.75 \text{ GeV}^2$ from Ref. [26, 27] and their corresponding scaled values to $Q^2 = 4 \text{ GeV}^2$. The uncertainty (Unc.) is the quadrature sum of statistical and uncorrelated systematic uncertainties.

N	$M_2^p (Q^2 = 3.75)$ $\times 10^{-3}$	Unc. $\times 10^{-3}$	$M_2^p (Q^2 = 4)$ $\times 10^{-3}$	Unc. $\times 10^{-3}$
2	173.5	1.8	173.0	1.9
4	19.9	0.2	19.8	0.2
6	5.1	0.1	5.1	0.1

TABLE III. Non-singlet (NS) Nachtmann moments of the unpolarized structure function F_2 at $Q^2 = 4.0 \text{ GeV}^2$. The moments including the elastic contribution are given in the third column. The fourth column is the experimental $u-d$ non singlet moments obtained as described in the text. Columns five and six are recent LQCD calculations from [9] and [2], respectively.

N	M_2^{NS} $(\times 10^{-3})$	$M_2^{NS} + el.$ $(\times 10^{-3})$	$\langle x^{N-1} \rangle_{u-d}^{Exp}$ $(\times 10^{-3})$	$\langle x^{N-1} \rangle_{u-d}^{LQCD1}$ $(\times 10^{-3})$	$\langle x^{N-1} \rangle_{u-d}^{LQCD2}$ $(\times 10^{-3})$
2	44.9 (49)	46.5 (49)	148 (14)	172 (15)	207 (25)
4	8.3 (9)	9.4 (9)	25 (2)	24 (3)	NA
6	2.4 (3)	3.0 (3)	7.1 (7)	NA	NA

Since the previous proton moments [26, 27] were evaluated at $Q^2 = 3.75 \text{ GeV}^2$, they needed to be brought

to the common Q^2 value of 4 GeV². This was accomplished utilizing moments calculated from fits to the global data set with the results given in Table II. The uncertainty from this procedure was estimated to be negligible. The non-singlet Nachtmann moments obtained from $2M^p - M^{p+n}$ are given in Table III, together with the recent LQCD calculations from [9] and [2]. The experimental $u - d$ moments are given in the third column after adding the elastic contribution, correcting for Willson coefficients and a scale factor of 1/3, as given in Eq. 7, and subtracting the $\bar{u} - \bar{d}$ contribution as described below. It has been suggested [28] that the contribution from elastic scattering should be included in to the moments within the operator product expansion, which is utilized by lattice calculations to relate the quark distribution moments to forward nucleon matrix elements of local twist-2 operators. We therefore included this contribution using modern parameterizations of the proton [29] and neutron magnetic and elastic form factors, where the neutron form factors were tuned to give better comparisons with the E06-009 data in the quasielastic region. The uncertainty due to this was estimated to be approximately 10% of the contribution. Wilson coefficients were calculated at next to leading order (NLO) using the prescription given in [30]:

$$C_N = C_N^{(0)} + \frac{\alpha_s(Q^2)}{4\pi} C_N^{(1)}, \quad (9)$$

where $C_N^{(0)} = 1$, $\alpha_s(Q^2)$ is strong force coupling constant calculated with $\Lambda_{QCD} = 0.245$ GeV and $C_N^{(1)}$ is the NLO term. The Wilson coefficients were calculated to be $C_2^{(1)} = 1.0104$, $C_4^{(1)} = 1.142$ and $C_6^{(1)} = 1.262$ for $N = 2, 4$ and 6 , respectively. Since LQCD moments are only for $u - d$, the $\bar{u} - \bar{d}$ contribution needed to be subtracted from the experimental moments. To calculate the symmetry breaking $\bar{u} - \bar{d}$ contribution from sea quarks we used the parameterization from [31–34]

$$\int dx x (\bar{d} - \bar{u})(x, Q_0^2) = \int dx 1.195x^{1.24}(1-x)^{9.1}(1+14.05x-45.52x^2), \quad (10)$$

which, at $Q_0^2 = 4$ GeV², is found to be 0.0102 for $N = 2$, 0.000163 for $N = 4$ and negligible for $N = 6$. Here, we should also note that current calculations of LQCD include no operators related to resonance production, while integration of physical structure functions to $x = 1$ necessitates utilizing resonance region data. Here quark-hadron duality plays an important role and allows direct comparison [35].

The LQCD moments from the QCDSF collaboration [9], labeled as LQCD1 in Table III, result from a novel calculation of full nucleon structure functions following Ref. [36], which skirts the issue of renormalization and operator mixing and calculated in the \overline{MS} scheme at

$Q^2 = 4$ GeV² and pion mass $m_\pi^2 = 0.176$ GeV². In contrast, the last column, labeled as LQCD2, is one of the most recent calculations from [2] performed at the physical pion mass. LQCD1 provides a great improvement in the agreement with the experimental data while the latter, although performed at the physical pion mass, is systematically higher than the experimental value.

Figure 3 shows a collection of recent Lattice QCD calculations of $N = 2$ non-singlet moments performed at various pion masses at $Q^2 = 4$ GeV² together with the experimental results obtained in this analysis. The experimental result is shown with the elastic contribution (red diamond). LQCD calculations for twisted mass fermion results (filled green triangles, blue filled triangles and open blue triangle) are taken from [2]. Also shown are the results from RBC-UKQCD (filled black circle) [3], LHPC (filled red rectangles) [4], QCDSF/UKQCD (open magenta rectangles) [5], LHPC (red plus marker) [6] and (blue star) [7], RQCD (black open circle) [37, 38]. The blue filled circle is the average of the moments obtained from three different PDF sets determined from pQCD fits [8, 32, 39], with the green band indicating the range. Finally the inverted black triangle is the newest calculations from QCDSF [9], which uses a new and innovative approach, as explained earlier.

At the time the that E06-009 experiment was proposed, all LQCD calculations of moments were at large pion mass and disagreed with the values extracted from the available data. Increasing computing power in recent years has made it possible to perform LQCD calculations approaching the real pion mass, thus eliminating the need for calculation at higher values and subsequent extrapolations. The availability of the new precision non-singlet quark moments presented in this work allow several important points can be gleaned from Figure 3. First, it is clear that new calculations pushing down to the physical pion mass have not fully resolved the systematic differences with the lower values given by data. Second, new alternative LQCD methods [9], allowing calculation of the quark distributions directly, give improved agreement with the data and are found to be in agreement within the 1- σ uncertainties for not only the $N = 2$ moments, but for the $N = 4$ moments as well. The agreement between the data and PDF extractions may indicate a suppression of higher twists (HT), as recently predicted in [40], due to the fact that the cuts applied to remove low W and Q^2 from the global data set used to extract these PDFs, the HT is relatively suppressed and likely smaller than the actual resonance region data used here. A systematic study of HT in the moment requires a range in Q^2 which can now be performed with our precision data set covering the range $0 < Q^2 < 5$ GeV². This will be the subject of a forthcoming publication.

In this paper, we have presented new experimental extractions of the non-singlet F_2 structure function moments, as well as non-singlet quark distribution moments

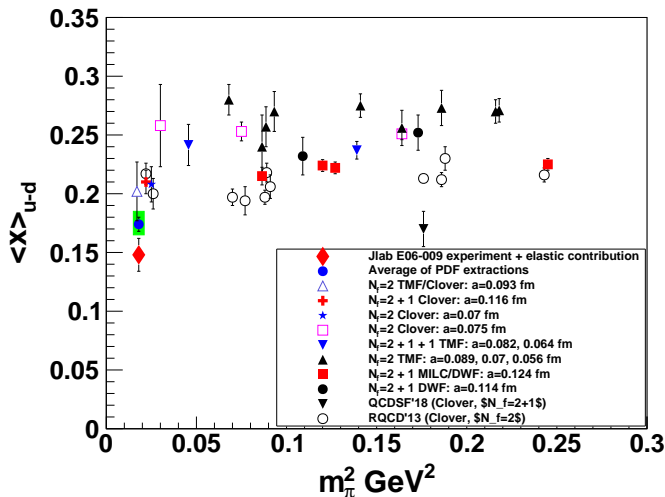


FIG. 3. (Color online) A collection of recent Lattice QCD calculations for $N = 2$ and $Q^2 = 4 \text{ GeV}^2$ including some (clover) performed at the real pion mass. The experimental result for the $N=2$ moment is included in the plot for comparison.

with precision many times better than previous extractions. This improved precision is afforded by new precision data on the deuteron F_2 structure function from Jefferson Lab experiment E06-009, as well as previous proton and deuteron data from Jefferson Lab, CERN and SLAC. The results have been compared to recent LQCD calculations including those carried out at the real pion mass and those new calculations from QCDSF at a higher pion mass which use a new approach. Although experimental measurements were found to be smaller than the LQCD calculations performed at the real pion mass, they were found to be in far better agreement with those from QCDSF. While there are still problems to overcome in comparing lattice calculations to data, such as residual finite volume effects, renormalization and mixing, these new QCDSF results hint a breakthrough in LQCD calculations after several decades. Improvements are necessary, as high precision data now exist for comparison. The non-singlet quark moments presented in this paper provide a benchmark for LQCD and the study of nucleon structure within QCD and highlight the need to study the differences in LQCD calculations. Additionally, results for higher moments for $N = 4$ and 6 are also presented in this work which can be utilized for confronting future LQCD calculations.

This work was supported in part by NSF grants PHY-1002644 and PHY-1508272 and DOE grants DE-AC02-06CH11357 and DE-FG02-96ER40950. We thank Natural Sciences and Engineering Research Council of Canada (NSERC) for their support. This material is based upon work supported by the U.S. Department of Energy, Office of Science, Office of Nuclear Physics under contract DE-AC05-06OR23177. We also thank Wally Melnitchouk for useful discussions.

- [1] M. Gockeler *et al.*, Nucl. Phys **B623**, 287 (2002).
- [2] C. Alexandrou, Phys. Rev. **D92**, 114513 (2015).
- [3] Y. Aoki *et al.*, Phys. Rev. **D82**, 014501 (2010)1003.3387.
- [4] J. D. Bratt *et al.*, Phys. Rev. **D82**, 094502 (2010)1001.3620.
- [5] D. Pleiter *et al.*, PoS **LATTICE2010**, 153 (2010)1101.2326.
- [6] J. Green *et al.*, Phys. Rev. **B734**, 290 (2014)1209.1687.
- [7] G. Bali *et al.*, Phys. Rev. **D90**, 074510 (2014)1408.6850.
- [8] S. Alekhin *et al.*, Phys. Rev. **D86**, 054009 (2012)1202.2281.
- [9] G. Schierholz, Private Communication.
- [10] M. Osipenko *et al.*, Nucl. Phys. **A766**, 142 (2006).
- [11] M. I. Niculescu, Phys. Rev. **C73**, 045206 (2006).
- [12] L. N. Hand, Phys. Rev. **129**, 1834 (1963).
- [13] O. Nachtmann, Nucl. Phys. **B63**, 237 (1973).
- [14] C. web page, www.cteq.org.
- [15] A. D. Martin *et al.*, Eur. Phys. J **C 28**, 455 (2003).
- [16] A. Accardi *et al.*, Physical Review D **81**, 034016 (2010).
- [17] M. E. Christy, In Prep..
- [18] Owens *et al.*, Phys. Rev. **D87**, 094012 (2013).
- [19] M. E. Christy and P. Bosted, Phys. Rev. **C81**, 055213 (2010).
- [20] Whitlow, SLAC-357 (1990) (Ph.D).
- [21] Arneodo *et al.*, Nucl. Phys. **B483**, 3 (1997).
- [22] D. H. D. Project, <http://durpdg.dur.ac.uk>.
- [23] R. Machleidt, Phys.Rev. C **63**, 024001 (2001).
- [24] F. Gross and A. Stadler, Phys.Rev. C **82**, 034004 (2010).
- [25] I. H. Albayrak, Jlab HallC dissertation (2011) (Ph.D).
- [26] P. Monaghan, Private Communication.
- [27] P. Monaghan, Phys. Rev. Lett. **110**, 152002 (2013).
- [28] X.-D. Ji and P. Unrau, Phys. Lett. **B333**, 228 (1994).
- [29] W. M. J. Arrington and J. Tjon, Phys.Rev. C **76**, 035205 (2007).
- [30] T. Weigl and W. Melnitchouk, Nucl. Physics B **465**, 267 (1996).
- [31] M. Gluck *et al.*, Nucl. Phys. **B754**, 178 (2006).
- [32] J. Blumlein *et al.*, Nucl. Phys. **B774**, 182 (2007).
- [33] A. D. Martin *et al.*, Eur. Phys. J. **C23**, 73 (2002).
- [34] J. Blumlein *et al.*, Nucl. Phys. B. Proc. Suppl. **135**, 152 (2004).
- [35] W. Melnitchouk *et al.*, Physics reports **406**, 127 (2005).
- [36] A. J. Chambers *et al.*, Phys. Rev. Lett. **118**, 242001 (2017).
- [37] G. S. Bali *et al.*, PoS LATTICE 2013 , 290 (2013).
- [38] G. S. Bali *et al.*, PoS LATTICE 2014 , 236 (2014).
- [39] A. N. Khorramian and S. A. Tehrani, Phys. Rev. D **78**, 074019 (2008).
- [40] M. J. Glatzmaier *et al.*, Physical review C **88**, 025202 (2013).