

Andrews University

Digital Commons @ Andrews University

Faculty Publications

12-1-2009

Multi-leptons with High Transverse Momentum at HERA

F. D. Aaron

Horia Hulubei National Institute of Physics and Nuclear Engineering

H. Abramowicz

Tel Aviv University

I. Abt

Max Planck Institute for Physics (Werner Heisenberg Institute)

L. Adamczyk

AGH University of Science and Technology

M. Adamus

Institute of Nuclear Chemistry and Technology, Warsaw

See next page for additional authors

Follow this and additional works at: <https://digitalcommons.andrews.edu/pubs>

 Part of the [Physics Commons](#)

Recommended Citation

Aaron, F. D.; Abramowicz, H.; Abt, I.; Adamczyk, L.; Adamus, M.; Aldaya Martin, M.; Alexa, C.; Alimujiang, K.; Andreev, V.; Antonelli, S.; Antonioli, P.; Antonov, A.; Antunovic, B.; Arneodo, M.; Asmone, A.; Aushev, V.; Bachynska, O.; Backovic, S.; Baghdasaryan, A.; Bamberger, A.; Barakbaev, A. N.; Barbagli, G.; Bari, G.; Barreiro, F.; Barrelet, E.; Bartel, W.; Bartsch, D.; Basile, M.; Begzsuren, K.; Behnke, O.; Behr, J.; and Mattingly, Margarita C. K., "Multi-leptons with High Transverse Momentum at HERA" (2009). *Faculty Publications*. 1856.

<https://digitalcommons.andrews.edu/pubs/1856>

This Article is brought to you for free and open access by Digital Commons @ Andrews University. It has been accepted for inclusion in Faculty Publications by an authorized administrator of Digital Commons @ Andrews University. For more information, please contact repository@andrews.edu.

Authors

F. D. Aaron, H. Abramowicz, I. Abt, L. Adamczyk, M. Adamus, M. Aldaya Martin, C. Alexa, K. Alimujiang, V. Andreev, S. Antonelli, P. Antonioli, A. Antonov, B. Antunovic, M. Arneodo, A. Asmone, V. Aushev, O. Bachynska, S. Backovic, A. Baghdasaryan, A. Bamberger, A. N. Barakbaev, G. Barbagli, G. Bari, F. Barreiro, E. Barrelet, W. Bartel, D. Bartsch, M. Basile, K. Begzsuren, O. Behnke, J. Behr, and Margarita C. K. Mattingly

Multi-leptons with high transverse momentum at HERA

To cite this article: H1 collaboration and ZEUS collaboration JHEP10(2009)013

View the [article online](#) for updates and enhancements.

Related content

- [Multi-lepton production and a search for doubly-charged Higgs at HERA](#)
J Sztuk-Dambietz
- [Isolated leptons and missing \$P_T\$ at HERA](#)
D M South
- [Identifying top partners at LHC](#)
J. A. Aguilar-Saavedra

Recent citations

- [A prototype small-bore ventilation catheter with a cuff: cuff inflation optimizes ventilation with the Ventrain](#)
M. W. P. de Wolf *et al*
- [The hadronic final state at HERA](#)
Paul R. Newman and Matthew Wing
- [Bremsstrahlung production by colliding beams of protons and electrons](#)
E. Haug

Multi-leptons with high transverse momentum at HERA

The H1 and ZEUS collaborations

E-mail: mturcato@mail.desy.de

ABSTRACT: Events with at least two high transverse momentum leptons (electrons or muons) are studied using the H1 and ZEUS detectors at HERA with an integrated luminosity of 0.94 fb^{-1} . The observed numbers of events are in general agreement with the Standard Model predictions. Seven di- and tri-lepton events are observed in e^+p collision data with a scalar sum of the lepton transverse momenta above 100 GeV while 1.94 ± 0.17 events are expected. Such events are not observed in e^-p collisions for which 1.19 ± 0.12 are predicted. Total visible and differential di-electron and di-muon photoproduction cross sections are extracted in a restricted phase space dominated by photon-photon collisions.

KEYWORDS: Lepton-Nucleon Scattering

The H1 and ZEUS collaborations

F.D. Aaron,^{13,a8} H. Abramowicz,^{72,a37} I. Abt,⁵⁷ L. Adamczyk,¹⁹ M. Adamus,⁸⁴ M. Aldaya Martin,³¹ C. Alexa,¹³ K. Alimujiang,³¹ V. Andreev,⁵⁴ S. Antonelli,⁹ P. Antonioli,⁸ A. Antonov,⁵⁵ B. Antunovic,³¹ M. Arneodo,⁷⁷ A. Asmone,⁶⁸ V. Aushev,^{36,a32} O. Bachynska,³⁶ S. Backovic,⁶⁴ A. Baghdasaryan,⁸⁶ A. Bamberger,²⁷ A.N. Barakbaev,² G. Barbagli,²⁵ G. Bari,⁸ F. Barreiro,⁵⁰ E. Barrelet,⁶³ W. Bartel,³¹ D. Bartsch,¹⁰ M. Basile,⁹ K. Begzsuren,⁸⁰ O. Behne,³¹ J. Behr,³¹ U. Behrens,³¹ L. Bellagamba,⁸ A. Belousov,⁵⁴ A. Bertolin,⁶⁰ S. Bhadra,⁸⁸ M. Bindi,⁹ J.C. Bizot,⁵⁸ C. Blohm,³¹ T. Bold,¹⁹ E.G. Boos,² M. Borodin,³⁶ K. Borras,³¹ D. Boscherini,⁸ D. Bot,³¹ V. Boudry,⁶² S.K. Boutle,^{42,a28} I. Bozovic-Jelisavcic,⁵ J. Bracinik,⁷ G. Brandt,³¹ M. Brinkmann,³⁰ V. Brisson,⁵⁸ I. Brock,¹⁰ E. Brownson,⁴⁹ R. Brugnera,⁶¹ N. Brümmer,¹⁶ D. Bruncko,³⁷ A. Bruni,⁸ G. Bruni,⁸ B. Brzozowska,⁸³ A. Bunyatyan,^{32,86} G. Buschhorn,⁵⁷ P.J. Bussey,²⁹ J.M. Butterworth,⁴² B. Bylsma,¹⁶ L. Bystritskaya,⁵³ A. Caldwell,⁵⁷ A.J. Campbell,³¹ K.B. Cantun Avila,⁴⁷ M. Capua,¹⁷ R. Carlin,⁶¹ F. Cassol-Brunner,⁵¹ C.D. Catterall,⁸⁸ K. Cerny,⁶⁶ V. Cerny,^{37,a6} S. Chekanov,⁴ V. Chekelian,⁵⁷ A. Cholewa,³¹ J. Chwastowski,¹⁸ J. Ciborowski,^{83,a43} R. Ciesielski,³¹ L. Cifarelli,⁹ F. Cindolo,⁸ A. Contin,⁹ J.G. Contreras,⁴⁷ A.M. Cooper-Sarkar,⁵⁹ N. Coppola,³¹ M. Corradi,⁸ F. Corriveau,⁵² M. Costa,⁷⁶ J.A. Coughlan,²² G. Cozzika,²⁸ J. Cvach,⁶⁵ G. D'Agostini,⁶⁹ J.B. Dainton,⁴¹ F. Dal Corso,⁶⁰ K. Daum,^{85,a2} M. Deák,³¹ Y. de Boer,³¹ J. de Favereau,⁴⁵ B. Delcourt,⁵⁸ M. Del Degan,⁹⁰ J. del Peso,⁵⁰ J. Delvax,¹² R.K. Dementiev,⁵⁶ S. De Pasquale,^{9,a12} M. Derrick,⁴ R.C.E. Devenish,⁵⁹ E.A. De Wolf,¹² C. Diaconu,⁵¹ D. Dobur,²⁷ V. Dodonov,³² B.A. Dolgoshein,⁵⁵ A. Dossanov,⁵⁷ A.T. Doyle,²⁹ V. Drugakov,⁸⁹ A. Dubak,^{64,a5} L.S. Durkin,¹⁶ S. Dusini,⁶⁰ G. Eckerlin,³¹ V. Efremenko,⁵³ S. Egli,⁸² Y. Eisenberg,⁶⁷ A. Eliseev,⁵⁴ E. Elsen,³¹ P.F. Ermolov,^{56,†} A. Eskreys,¹⁸ A. Falkiewicz,¹⁸ S. Fang,³¹ L. Favart,¹² S. Fazio,¹⁷ A. Fedotov,⁵³ R. Felst,³¹ J. Feltesse,^{28,a7} J. Ferencei,³⁷ J. Ferrando,⁵⁹ M.I. Ferrero,⁷⁶ J. Figiel,¹⁸ D.-J. Fischer,³¹ M. Fleischer,³¹ A. Fomenko,⁵⁴ M. Forrest,²⁹ B. Foster,⁵⁹ S. Fourletov,^{78,a41} E. Gabathuler,⁴¹ A. Galas,¹⁸ E. Gallo,²⁵ A. Garfagnini,⁶¹ J. Gayler,³¹ A. Geiser,³¹ S. Ghazaryan,⁸⁶ I. Gialas,^{15,a28} L.K. Gladilin,⁵⁶ D. Gladkov,⁵⁵ C. Glasman,⁵⁰ A. Glazov,³¹ I. Glushkov,⁸⁹ L. Goerlich,¹⁸ N. Gogitidze,⁵⁴ Yu.A. Golubkov,⁵⁶ P. Göttlicher,^{31,a18} M. Gouzevitch,³¹ C. Grab,⁹⁰ I. Grabowska-Bold,¹⁹ J. Grebenyuk,³¹ T. Greenshaw,⁴¹ I. Gregor,³¹ B.R. Grell,³¹ G. Grigorescu,³ G. Grindhammer,⁵⁷ G. Grzelak,⁸³ C. Gwenlan,^{59,a34} T. Haas,³¹ S. Habib,^{30,a9} D. Haidt,³¹ W. Hain,³¹ R. Hamatsu,⁷⁵ J.C. Hart,²² H. Hartmann,¹⁰ G. Hartner,⁸⁸ C. Helebrant,³¹ R.C.W. Henderson,⁴⁰ E. Hennekemper,³⁴ H. Henschel,⁸⁹ M. Herbst,³⁴ G. Herrera,⁴⁸ M. Hildebrandt,⁸² E. Hilger,¹⁰ K.H. Hiller,⁸⁹ D. Hochman,⁶⁷ D. Hoffmann,⁵¹ U. Holm,³⁰ R. Hori,⁷⁴ R. Horisberger,⁸² K. Horton,^{59,a35} T. Hreus,^{12,a3} A. Hüttmann,³¹ G. Iacobucci,⁸ Z.A. Ibrahim,³⁸ Y. Iga,⁷⁰ R. Ingbir,⁷² M. Ishitsuka,⁷³ M. Jacquet,⁵⁸ H.-P. Jakob,¹⁰ M.E. Janssen,³¹ X. Janssen,¹² F. Januszek,³¹ M. Jimenez,⁵⁰ T.W. Jones,⁴² L. Jönsson,⁴⁶ A.W. Jung,³⁴ H. Jung,³¹ M. Jüngst,¹⁰ I. Kadenko,³⁶ B. Kahle,³¹ B. Kamaluddin,³⁸ S. Kananov,⁷² T. Kanno,⁷³ M. Kapichine,²⁴ U. Karshon,⁶⁷ F. Karstens,²⁷ I.I. Katkov,^{31,a19} J. Katzy,³¹ M. Kaur,¹⁴ P. Kaur,^{14,a14} I.R. Kenyon,⁷ A. Keramidis,³ L.A. Khein,⁵⁶ C. Kiesling,⁵⁷ J.Y. Kim,³⁹ D. Kisielewska,¹⁹ S. Kitamura,^{75,a38} R. Klanner,³⁰ M. Klein,⁴¹

U. Klein,^{31,a20} C. Kleinwort,³¹ T. Kluge,⁴¹ A. Knutsson,³¹ E. Koffeman,³ R. Kogler,⁵⁷ D. Kollar,⁵⁷ P. Kooijman,³ I.A. Korzhavina,⁵⁶ P. Kostka,⁸⁹ A. Kotański,^{20,a16} U. Kötzt,³¹ H. Kowalski,³¹ M. Kraemer,³¹ K. Krastev,³¹ J. Kretzschmar,⁴¹ A. Kropivnitskaya,⁵³ K. Krüger,³⁴ P. Kulinski,⁸³ O. Kuprash,³⁶ K. Kutak,³¹ M. Kuze,⁷³ V.A. Kuzmin,⁵⁶ M.P.J. Landon,⁴³ W. Lange,⁸⁹ G. Laštovička-Medin,⁶⁴ P. Laycock,⁴¹ A. Lebedev,⁵⁴ A. Lee,¹⁶ G. Leibenguth,⁹⁰ V. Lendermann,³⁴ B.B. Levchenko,^{56,a33} S. Levonian,³¹ A. Levy,⁷² G. Li,⁵⁸ V. Libov,³⁶ S. Limentani,⁶¹ T.Y. Ling,¹⁶ K. Lipka,³¹ A. Liptaj,⁵⁷ M. Lisovyi,³¹ B. List,³⁰ J. List,³¹ E. Lobodzinska,³¹ W. Lohmann,⁸⁹ B. Lühr,³¹ E. Lohrmann,³⁰ J.H. Loizides,⁴² N. Loktionova,⁵⁴ K.R. Long,⁴⁴ A. Longhin,⁶⁰ D. Lontkovskiy,³⁶ R. Lopez-Fernandez,⁴⁸ V. Lubimov,⁵³ J. Lukasik,^{19,a15} O.Yu. Lukina,⁵⁶ P. Łuźniak,^{83,a44} L. Lytkin,³² J. Maeda,⁷³ S. Magill,⁴ A. Makankine,²⁴ I. Makarenko,³⁶ E. Malinowski,⁵⁴ J. Malka,^{83,a44} R. Mankel,^{31,a21} P. Marage,¹² A. Margotti,⁸ G. Marini,⁶⁹ Ll. Marti,³¹ J.F. Martin,⁷⁸ H.-U. Martyn,¹ A. Mastroberardino,¹⁷ T. Matsumoto,^{79,a29} M.C.K. Mattingly,⁶ S.J. Maxfield,⁴¹ A. Mehta,⁴¹ I.-A. Melzer-Pellmann,³¹ A.B. Meyer,³¹ H. Meyer,³¹ H. Meyer,⁸⁵ J. Meyer,³¹ V. Michels,³¹ S. Miglioranza,^{31,a22} S. Mikocki,¹⁸ I. Milcewicz-Mika,¹⁸ F. Mohamad Idris,³⁸ V. Monaco,⁷⁶ A. Montanari,³¹ F. Moreau,⁶² A. Morozov,²⁴ J.D. Morris,^{11,a13} J.V. Morris,²² M.U. Mozer,¹² M. Mudrinic,⁵ K. Müller,⁹¹ P. Murín,^{37,a3} B. Musgrave,⁴ K. Nagano,⁷⁹ T. Namsoo,³¹ R. Nania,⁸ Th. Naumann,⁸⁹ P.R. Newman,⁷ D. Nicholass,^{4,a11} C. Niebuhr,³¹ A. Nigro,⁶⁹ A. Nikiforov,³¹ Y. Ning,³⁵ U. Noor,⁸⁸ D. Notz,³¹ G. Nowak,¹⁸ K. Nowak,⁹¹ R.J. Nowak,⁸³ M. Nozicka,³¹ A.E. Nuncio-Quiroz,¹⁰ B.Y. Oh,⁸¹ N. Okazaki,⁷⁴ K. Oliver,⁵⁹ B. Olivier,⁵⁷ K. Olkiewicz,¹⁸ J.E. Olsson,³¹ S. Osman,⁴⁶ O. Ota,^{75,a39} D. Ozerov,⁵³ V. Palichik,²⁴ I. Panagoulas,^{31,a1,b13} M. Pandurovic,⁵ Th. Papadopoulou,^{31,a1,b13} K. Papageorgiu,¹⁵ A. Parenti,³¹ C. Pascaud,⁵⁸ G.D. Patel,⁴¹ E. Paul,¹⁰ J.M. Pawlak,⁸³ B. Pawlik,¹⁸ O. Pejchal,⁶⁶ P.G. Pelfer,²⁶ A. Pellegrino,³ E. Perez,^{28,a4} W. Perlanski,^{83,a44} H. Perrey,³⁰ A. Petrukhin,⁵³ I. Picuric,⁶⁴ S. Piec,⁸⁹ K. Piotrkowski,⁴⁵ D. Pitzl,³¹ R. Plačakythe,³¹ P. Plucinski,^{84,a45} B. Pokorný,³⁰ N.S. Pokrovskiy,² R. Polifka,⁶⁶ A. Polini,⁸ B. Povh,³² T. Preda,¹³ A.S. Proskuryakov,⁵⁶ M. Przybycień,¹⁹ V. Radescu,³¹ A.J. Rahmat,⁴¹ N. Raicevic,⁶⁴ A. Raspiareza,⁵⁷ A. Raval,⁸¹ T. Ravdandorj,⁸⁰ D.D. Reeder,⁴⁹ P. Reimer,⁶⁵ B. Reisert,⁵⁷ Z. Ren,³⁵ J. Repond,⁴ Y.D. Ri,^{75,a40} E. Rizvi,⁴³ A. Robertson,⁵⁹ P. Robmann,⁹¹ B. Roland,¹² P. Roloff,³¹ E. Ron,⁵⁰ R. Roosen,¹² A. Rostovtsev,⁵³ M. Rotaru,¹³ I. Rubinsky,³¹ J.E. Ruiz Tabasco,⁴⁷ Z. Rurikova,³¹ S. Rusakov,⁵⁴ M. Ruspa,⁷⁷ R. Sacchi,⁷⁶ D. Sálek,⁶⁶ U. Samson,¹⁰ D.P.C. Sankey,²² G. Sartorelli,⁹ M. Sauter,⁹⁰ E. Sauvan,⁵¹ A.A. Savin,⁴⁹ D.H. Saxon,²⁹ M. Schioppa,¹⁷ S. Schlenstedt,⁸⁹ P. Schleper,³⁰ W.B. Schmidke,⁵⁷ S. Schmitt,³¹ U. Schneekloth,³¹ L. Schoeffel,²⁸ V. Schönberg,¹⁰ A. Schöning,³³ T. Schörner-Sadenius,³⁰ H.-C. Schultz-Coulon,³⁴ J. Schwartz,⁵² F. Sciulli,³⁵ F. Sefkow,³¹ R.N. Shaw-West,⁷ L.M. Shcheglova,⁵⁶ R. Shehzadi,¹⁰ S. Shimizu,^{74,a22} L.N. Shtarkov,⁵⁴ S. Shushkevich,⁵⁷ I. Singh,^{14,a14} I.O. Skillicorn,²⁹ T. Sloan,⁴⁰ W. Słomiński,^{20,a17} I. Smiljanic,⁵ W.H. Smith,⁴⁹ V. Sola,⁷⁶ A. Solano,⁷⁶ Y. Soloviev,⁵⁴ D. Son,²¹ P. Sopicki,¹⁸ Iu. Sorokin,³⁶ V. Sosnovtsev,⁵⁵ D. South,²³ V. Spaskov,²⁴ A. Specka,⁶² A. Spiridonov,^{31,a23} H. Stadie,³⁰ L. Stanco,⁶⁰ Z. Staykova,³¹ M. Steder,³¹ B. Stella,⁶⁸ A. Stern,⁷² T.P. Stewart,⁷⁸ A. Stifutkin,⁵⁵ G. Stoicea,¹³ P. Stopa,¹⁸ U. Straumann,⁹¹ S. Suchkov,⁵⁵ D. Sunar,¹² G. Susinno,¹⁷ L. Suszycki,¹⁹ T. Sykora,¹² J. Sztuk,³⁰ D. Szuba,^{31,a24} J. Szuba,^{31,a25} A.D. Tapper,⁴⁴

E. Tassi,¹⁷ V. Tchoulakov,²⁴ J. Terrón,⁵⁰ T. Theedt,³¹ G. Thompson,⁴³ P.D. Thompson,⁷ H. Tiede,³ K. Tokushuku,^{79,a30} T. Toll,³⁰ F. Tomasz,³⁷ J. Tomaszewska,^{31,a26} T.H. Tran,⁵⁸ D. Traynor,⁴³ T.N. Trinh,⁵¹ P. Truöl,⁹¹ I. Tsakov,⁷¹ B. Tseepeldorj,^{80,a10} T. Tsurugai,⁸⁷ M. Turcato,³⁰ J. Turnau,¹⁸ T. Tymieniecka,⁸⁴ K. Urban,³⁴ C. Uribe-Estrada,⁵⁰ A. Valkárová,⁶⁶ C. Vallée,⁵¹ P. Van Mechelen,¹² A. Vargas Trevino,³¹ Y. Vazdik,⁵⁴ M. Vázquez,^{3,a22} A. Verbytskyi,³⁶ S. Vinokurova,³¹ N.N. Vlasov,^{27,a27} V. Volchinski,⁸⁶ O. Volynets,³⁶ M. von den Driesch,³¹ R. Walczak,⁵⁹ W.A.T. Wan Abdullah,³⁸ D. Wegener,²³ J.J. Whitmore,^{81,a36} J. Whyte,⁸⁸ L. Wiggers,³ M. Wing,^{42,a42} Ch. Wissing,³¹ M. Wlasenko,¹⁰ G. Wolf,³¹ H. Wolfe,⁴⁹ K. Wrona,³¹ E. Wünsch,³¹ A.G. Yagües-Molina,³¹ S. Yamada,⁷⁹ Y. Yamazaki,^{79,a31} R. Yoshida,⁴ C. Youngman,³¹ J. Žáček,⁶⁶ J. Zálešák,⁶⁵ A.F. Żarnecki,⁸³ L. Zawiejski,¹⁸ W. Zeuner,^{31,a21} Z. Zhang,⁵⁸ B.O. Zhautykov,² A. Zhokin,⁵³ C. Zhou,⁵² A. Zichichi,⁹ T. Zimmermann,⁹⁰ H. Zohrabyan,⁸⁶ M. Zolko,³⁶ F. Zomer,⁵⁸ D.S. Zotkin⁵⁶ and R. Zú¹³

¹*I. Physikalisches Institut der RWTH, Aachen, Germany*^{b1}

²*Institute of Physics and Technology of Ministry of Education and Science of Kazakhstan, Almaty, Kazakhstan*

³*NIKHEF and University of Amsterdam, Amsterdam, Netherlands*^{b20}

⁴*Argonne National Laboratory, Argonne, Illinois 60439-4815, U.S.A.*^{b25}

⁵*Vinca Institute of Nuclear Sciences, Belgrade, Serbia*

⁶*Andrews University, Berrien Springs, Michigan 49104-0380, U.S.A.*

⁷*School of Physics and Astronomy, University of Birmingham, Birmingham, U.K.*^{b24}

⁸*INFN Bologna, Bologna, Italy*^{b17}

⁹*University and INFN Bologna, Bologna, Italy*^{b17}

¹⁰*Physikalisches Institut der Universität Bonn, Bonn, Germany*^{b2}

¹¹*H.H. Wills Physics Laboratory, University of Bristol, Bristol, U.K.*^{b24}

¹²*Inter-University Institute for High Energies ULB-VUB, Brussels; Universiteit Antwerpen, Antwerpen; Belgium*^{b3}

¹³*National Institute for Physics and Nuclear Engineering (NIPNE), Bucharest, Romania*

¹⁴*Panjab University, Department of Physics, Chandigarh, India*

¹⁵*Department of Engineering in Management and Finance, Univ. of the Aegean, Chios, Greece*

¹⁶*Physics Department, Ohio State University, Columbus, Ohio 43210, U.S.A.*^{b25}

¹⁷*Calabria University, Physics Department and INFN, Cosenza, Italy*^{b17}

¹⁸*The Henryk Niewodniczanski Institute of Nuclear Physics, Polish Academy of Sciences, Cracow, Poland*^{b4,b5}

¹⁹*Faculty of Physics and Applied Computer Science, AGH-University of Science and Technology, Cracow, Poland*^{b27}

²⁰*Department of Physics, Jagellonian University, Cracow, Poland*

²¹*Kyungpook National University, Center for High Energy Physics, Daegu, South Korea*^{b19}

²²*Rutherford Appleton Laboratory, Chilton, Didcot, U.K.*^{b24}

²³*Institut für Physik, TU Dortmund, Dortmund, Germany*^{b1}

²⁴*Joint Institute for Nuclear Research, Dubna, Russia*

- ²⁵ *INFN Florence, Florence, Italy*^{b17}
- ²⁶ *University and INFN Florence, Florence, Italy*^{b17}
- ²⁷ *Fakultät für Physik der Universität Freiburg i.Br., Freiburg i.Br., Germany*^{b2}
- ²⁸ *CEA, DSM/Irfu, CE-Saclay, Gif-sur-Yvette, France*
- ²⁹ *Department of Physics and Astronomy, University of Glasgow, Glasgow, U.K.*^{b24}
- ³⁰ *Institut für Experimentalphysik, Universität Hamburg, Hamburg, Germany*^{b1,b2}
- ³¹ *Deutsches Elektronen-Synchrotron DESY, Hamburg, Germany*
- ³² *Max-Planck-Institut für Kernphysik, Heidelberg, Germany*
- ³³ *Physikalisches Institut, Universität Heidelberg, Heidelberg, Germany*^{b1}
- ³⁴ *Kirchhoff-Institut für Physik, Universität Heidelberg, Heidelberg, Germany*^{b1}
- ³⁵ *Nevis Laboratories, Columbia University, Irvington on Hudson, New York 10027, U.S.A.*^{b26}
- ³⁶ *Institute for Nuclear Research, National Academy of Sciences, and Kiev National University, Kiev, Ukraine*
- ³⁷ *Institute of Experimental Physics, Slovak Academy of Sciences, Košice, Slovak Republic*^{b7}
- ³⁸ *Jabatan Fizik, Universiti Malaya, 50603 Kuala Lumpur, Malaysia*^{b29}
- ³⁹ *Chonnam National University, Kwangju, South Korea*
- ⁴⁰ *Department of Physics, University of Lancaster, Lancaster, U.K.*^{b24}
- ⁴¹ *Department of Physics, University of Liverpool, Liverpool, U.K.*^{b24}
- ⁴² *Physics and Astronomy Department, University College London, London, U.K.*^{b24}
- ⁴³ *Queen Mary and Westfield College, London, U.K.*^{b24}
- ⁴⁴ *Imperial College London, High Energy Nuclear Physics Group, London, U.K.*^{b24}
- ⁴⁵ *Institut de Physique Nucléaire, Université Catholique de Louvain, Louvain-la-Neuve, Belgium*^{b28}
- ⁴⁶ *Physics Department, University of Lund, Lund, Sweden*^{b8}
- ⁴⁷ *Departamento de Física Aplicada, CINVESTAV, Mérida Yucatán, México*^{b11}
- ⁴⁸ *Departamento de Física, CINVESTAV, México, México*^{b11}
- ⁴⁹ *Department of Physics, University of Wisconsin, Madison, Wisconsin 53706, U.S.A.*^{b25}
- ⁵⁰ *Departamento de Física Teórica, Universidad Autónoma de Madrid, Madrid, Spain*^{b23}
- ⁵¹ *CPPM, CNRS/IN2P3 - Univ. Mediterranee, Marseille, France*
- ⁵² *Department of Physics, McGill University, Montréal, Québec, H3A 2T8 Canada*^{b14}
- ⁵³ *Institute for Theoretical and Experimental Physics, Moscow, Russia*^{b12}
- ⁵⁴ *Lebedev Physical Institute, Moscow, Russia*^{b6}
- ⁵⁵ *Moscow Engineering Physics Institute, Moscow, Russia*^{b21}
- ⁵⁶ *Moscow State University, Institute of Nuclear Physics, Moscow, Russia*^{b22}
- ⁵⁷ *Max-Planck-Institut für Physik, München, Germany*
- ⁵⁸ *LAL, Univ. Paris-Sud, CNRS/IN2P3, Orsay, France*
- ⁵⁹ *Department of Physics, University of Oxford, Oxford, U.K.*^{b24}
- ⁶⁰ *INFN Padova, Padova, Italy*^{b17}
- ⁶¹ *Dipartimento di Fisica dell'Università and INFN, Padova, Italy*^{b17}
- ⁶² *LLR, Ecole Polytechnique, IN2P3-CNRS, Palaiseau, France*
- ⁶³ *LPNHE, Universités Paris VI and VII, IN2P3-CNRS, Paris, France*

- ⁶⁴*Faculty of Science, University of Montenegro, Podgorica, Montenegro*^{b6}
- ⁶⁵*Institute of Physics, Academy of Sciences of the Czech Republic, Praha, Czech Republic*^{b9}
- ⁶⁶*Faculty of Mathematics and Physics, Charles University, Praha, Czech Republic*^{b9}
- ⁶⁷*Department of Particle Physics, Weizmann Institute, Rehovot, Israel*^{b15}
- ⁶⁸*Dipartimento di Fisica Università di Roma Tre and INFN Roma 3, Roma, Italy*
- ⁶⁹*Dipartimento di Fisica, Università 'La Sapienza' and INFN, Rome, Italy*^{b17}
- ⁷⁰*Polytechnic University, Sagamihara, Japan*^{b18}
- ⁷¹*Institute for Nuclear Research and Nuclear Energy, Sofia, Bulgaria*^{b6}
- ⁷²*Raymond and Beverly Sackler Faculty of Exact Sciences, School of Physics, Tel Aviv University, Tel Aviv, Israel*^{b16}
- ⁷³*Department of Physics, Tokyo Institute of Technology, Tokyo, Japan*^{b18}
- ⁷⁴*Department of Physics, University of Tokyo, Tokyo, Japan*^{b18}
- ⁷⁵*Tokyo Metropolitan University, Department of Physics, Tokyo, Japan*^{b18}
- ⁷⁶*Università di Torino and INFN, Torino, Italy*^{b17}
- ⁷⁷*Università del Piemonte Orientale, Novara, and INFN, Torino, Italy*^{b17}
- ⁷⁸*Department of Physics, University of Toronto, Toronto, Ontario, M5S 1A7 Canada*^{b14}
- ⁷⁹*Institute of Particle and Nuclear Studies, KEK, Tsukuba, Japan*^{b18}
- ⁸⁰*Institute of Physics and Technology of the Mongolian Academy of Sciences, Ulaanbaatar, Mongolia*
- ⁸¹*Department of Physics, Pennsylvania State University, University Park, Pennsylvania 16802, U.S.A.*^{b26}
- ⁸²*Paul Scherrer Institut, Villigen, Switzerland*
- ⁸³*Warsaw University, Institute of Experimental Physics, Warsaw, Poland*
- ⁸⁴*Institute for Nuclear Studies, Warsaw, Poland*
- ⁸⁵*Fachbereich C, Universität Wuppertal, Wuppertal, Germany*
- ⁸⁶*Yerevan Physics Institute, Yerevan, Armenia*
- ⁸⁷*Meiji Gakuin University, Faculty of General Education, Yokohama, Japan*^{b18}
- ⁸⁸*Department of Physics, York University, Ontario, M3J1P3 Canada*^{b14}
- ⁸⁹*Deutsches Elektronen-Synchrotron DESY, Zeuthen, Germany*
- ⁹⁰*Institut für Teilchenphysik, ETH, Zürich, Switzerland*^{b10}
- ⁹¹*Physik-Institut der Universität Zürich, Zürich, Switzerland*^{b10}

^{a1}Also at Physics Department, National Technical University, Zografou Campus, GR-15773 Athens, Greece

^{a2}Also at Rechenzentrum, Universität Wuppertal, Wuppertal, Germany

^{a3}Also at University of P.J. Šafárik, Košice, Slovak Republic

^{a4}Also at CERN, Geneva, Switzerland

^{a5}Also at Max-Planck-Institut für Physik, München, Germany

^{a6}Also at Comenius University, Bratislava, Slovak Republic

^{a7}Also at DESY and University Hamburg, Helmholtz Humboldt Research Award

^{a8}Also at Faculty of Physics, University of Bucharest, Bucharest, Romania

^{a9}Supported by a scholarship of the World Laboratory Björn Wiik Research Project

^{a10}Also at Ulaanbaatar University, Ulaanbaatar, Mongolia

^{a11}Also affiliated with University College London, U.K.

- ^{a12}Now at University of Salerno, Italy
- ^{a13}Now at Queen Mary University of London, U.K.
- ^{a14}Also working at Max Planck Institute, Munich, Germany
- ^{a15}Now at Institute of Aviation, Warsaw, Poland
- ^{a16}Supported by the research grant No. 1 P03B 04529 (2005-2008)
- ^{a17}This work was supported in part by the Marie Curie Actions Transfer of Knowledge project COCOS (contract MTKD-CT-2004-517186)
- ^{a18}Now at DESY group FEB, Hamburg, Germany
- ^{a19}Also at Moscow State University, Russia
- ^{a20}Now at University of Liverpool, U.K.
- ^{a21}On leave of absence at CERN, Geneva, Switzerland
- ^{a22}Now at CERN, Geneva, Switzerland
- ^{a23}Also at Institut of Theoretical and Experimental Physics, Moscow, Russia
- ^{a24}Also at INP, Cracow, Poland
- ^{a25}Also at FPACS, AGH-UST, Cracow, Poland
- ^{a26}Partially supported by Warsaw University, Poland
- ^{a27}Partially supported by Moscow State University, Russia
- ^{a28}Also affiliated with DESY, Germany
- ^{a29}Now at Japan Synchrotron Radiation Research Institute (JASRI), Hyogo, Japan
- ^{a30}Also at University of Tokyo, Japan
- ^{a31}Now at Kobe University, Japan
- ^{a32}Supported by DESY, Germany
- ^{a33}Partially supported by Russian Foundation for Basic Research grant No. 05-02-39028-NSFC-a
- ^{a34}STFC Advanced Fellow
- ^{a35}Nee Korcsak-Gorzo
- ^{a36}This material was based on work supported by the National Science Foundation, while working at the Foundation.
- ^{a37}Also at Max Planck Institute, Munich, Germany, Alexander von Humboldt Research Award
- ^{a38}Now at Nihon Institute of Medical Science, Japan
- ^{a39}Now at SunMelx Co. Ltd., Tokyo, Japan
- ^{a40}Now at Osaka University, Osaka, Japan
- ^{a41}Now at University of Bonn, Germany
- ^{a42}Also at Hamburg University, Inst. of Exp. Physics, Alexander von Humboldt Research Award and partially supported by DESY, Hamburg, Germany
- ^{a43}Also at Łódź University, Poland
- ^{a44}Member of Łódź University, Poland
- ^{a45}Now at Lund University, Lund, Sweden
- ^{b1}Supported by the German Federal Ministry for Education and Research (BMBF), under contract numbers 05 H1 1GUA /1, 05 H1 1PAA /1, 05 H1 1PAB /9, 05 H1 1PEA /6, 05 H1 1VHA /7 and 05 H1 1VHB /5
- ^{b2}Supported by the German Federal Ministry for Education and Research (BMBF), under contract numbers 05 HZ6PDA, 05 HZ6GUA, 05 HZ6VFA and 05 HZ4KHA
- ^{b3}Supported by FNRS-FWO-Vlaanderen, IISN-IKW and IWT and by Interuniversity Attraction Poles Programme, Belgian Science Policy
- ^{b4}Supported by the Polish State Committee for Scientific Research, project No. DESY/256/2006 - 154/DES/2006/03
- ^{b5}Partially Supported by Polish Ministry of Science and Higher Education, grant PBS/DESY/70/2006

- ^{b6}Supported by the Deutsche Forschungsgemeinschaft
- ^{b7}Supported by VEGA SR grant no. 2/7062/ 27
- ^{b8}Supported by the Swedish Natural Science Research Council
- ^{b9}Supported by the Ministry of Education of the Czech Republic under the projects LC527, INGO-1P05LA259 and MSM0021620859
- ^{b10}Supported by the Swiss National Science Foundation
- ^{b11}Supported by CONACYT, México, grant 48778-F
- ^{b12}Russian Foundation for Basic Research (RFBR), grant no 1329.2008.2
- ^{b13}This project is co-funded by the European Social Fund (75% and National Resources (25%) - (EPEAEK II) - PYTHAGORAS II
- ^{b14}Supported by the Natural Sciences and Engineering Research Council of Canada (NSERC)
- ^{b15}Supported in part by the MINERVA Gesellschaft für Forschung GmbH, the Israel Science Foundation (grant No. 293/02-11.2) and the US-Israel Binational Science Foundation
- ^{b16}Supported by the Israel Science Foundation
- ^{b17}Supported by the Italian National Institute for Nuclear Physics (INFN)
- ^{b18}Supported by the Japanese Ministry of Education, Culture, Sports, Science and Technology (MEXT) and its grants for Scientific Research
- ^{b19}Supported by the Korean Ministry of Education and Korea Science and Engineering Foundation
- ^{b20}Supported by the Netherlands Foundation for Research on Matter (FOM)
- ^{b21}Partially supported by the German Federal Ministry for Education and Research (BMBF)
- ^{b22}Supported by RF Presidential grant N 1456.2008.2 for the leading scientific schools and by the Russian Ministry of Education and Science through its grant for Scientific Research on High Energy Physics
- ^{b23}Supported by the Spanish Ministry of Education and Science through funds provided by CICYT
- ^{b24}Supported by the UK Science and Technology Facilities Council
- ^{b25}Supported by the US Department of Energy
- ^{b26}Supported by the US National Science Foundation. Any opinion, findings and conclusions or recommendations expressed in this material are those of the authors and do not necessarily reflect the views of the National Science Foundation.
- ^{b27}Supported by the Polish Ministry of Science and Higher Education as a scientific project (2009-2010)
- ^{b28}Supported by FNRS and its associated funds (IISN and FRIA) and by an Inter-University Attraction Poles Programme subsidised by the Belgian Federal Science Policy Office
- ^{b29}Supported by an FRGS grant from the Malaysian government

[†]deceased

Contents

The H1 and ZEUS collaborations	i
1 Introduction	1
2 Experimental method	2
3 Results	3
4 Conclusion	8

1 Introduction

According to predictions of the Standard Model (SM) the production of multi-lepton final states in electron¹-proton collisions proceeds mainly via photon-photon interactions [1]. The clean experimental signature of leptons with high transverse momenta, P_T , together with the precisely calculable small SM cross section provides high sensitivity to possible contributions of physics beyond the SM. Measurements of multi-lepton production at the HERA collider have already been performed by the H1 [2–5] and ZEUS [6] collaborations using data samples corresponding to an integrated luminosity of $\sim 0.5 \text{ fb}^{-1}$ per experiment. Events with high invariant mass M_{12} of the two highest P_T leptons or high scalar sum of transverse momenta of all leptons $\sum P_T$ were measured by both experiments in a region where the SM expectation is low. The yields of multi-lepton events were found to be in general agreement with the SM predictions in both H1 and ZEUS analyses.

A combination of the H1 and ZEUS results which exploits the complete $e^\pm p$ data samples of both experiments is presented in this paper. Total yields and kinematic distributions of multi-lepton final states with electrons or muons are measured and compared to the SM. The two-fold increase in the available data statistics allows a more stringent test of the SM in the high mass and high $\sum P_T$ regions. In addition, total visible and differential photoproduction cross sections of e^+e^- and $\mu^+\mu^-$ pairs are measured in a restricted phase-space region dominated by photon-photon collisions.

The analysed data were collected between 1994 and 2007 at the HERA electron-proton collider using the H1 and ZEUS detectors. The electron and proton beam energies were respectively 27.6 GeV and 820 GeV or 920 GeV, corresponding to centre-of-mass energies \sqrt{s} of 301 GeV or 319 GeV. The data correspond to an integrated luminosity of 0.94 fb^{-1} , comprising 0.38 fb^{-1} of e^-p collisions and 0.56 fb^{-1} of e^+p collisions, with 8% of the total collected at $\sqrt{s} = 301 \text{ GeV}$.

¹Here and in the following, the term “electron” denotes generically both the electron and the positron.

The H1 and ZEUS detectors are general purpose instruments which consist of tracking systems surrounded by electromagnetic and hadronic calorimeters and muon detectors, ensuring close to 4π coverage of the ep interaction point. The origin of the coordinate system is the nominal ep interaction point, with the direction of the proton beam defining the positive z -axis (forward region). The $x - y$ plane is called the transverse plane and ϕ is the azimuthal angle. The pseudorapidity η is defined as $\eta = -\ln \tan(\theta/2)$, where θ is the polar angle. Detailed descriptions of the H1 and ZEUS detectors can be found elsewhere [7, 8].

2 Experimental method

For this analysis, a common phase-space region is chosen according to the individual performances of the H1 and ZEUS detectors, such that both detectors have high and well understood acceptance. The common phase-space region is somewhat smaller than those used by the respective collaborations [5, 6] and is described in the following.

The event selection proceeds in two steps. Electron or muon candidates are first identified using a wider angular range and lower energy thresholds allowed by the detectors. In a second step, in order to minimise the background present in some of the event topologies, at least two central ($20^\circ < \theta < 150^\circ$) lepton candidates are required.

Electron candidates are identified in the polar-angle range $5^\circ < \theta < 175^\circ$ as compact and isolated energy deposits in the electromagnetic calorimeters. The electron energy threshold is 10 GeV in the range $5^\circ < \theta < 150^\circ$ and 5 GeV in the backward region $150^\circ < \theta < 175^\circ$. Compared to the published H1 analysis [5], the electron energy threshold is here raised in the central region $20^\circ < \theta < 150^\circ$ from 5 to 10 GeV. Muon candidates are identified in the range $20^\circ < \theta < 160^\circ$ with a minimum transverse momentum of 2 GeV. Muon identification is based on the measurement of a track in the inner tracking system associated to a track segment reconstructed in the muon chambers or an energy deposit in the calorimeter compatible with a minimum ionising particle. Only tracks associated with the primary event vertex are used in the analysis. Detailed descriptions of electron and muon identification criteria used by the H1 and ZEUS experiments are given in the individual publications [5, 6]. For the H1 experiment, the resulting electron identification efficiency is 80% in the central region and larger than 95% in the forward and backward regions, while for the ZEUS detector the electron identification efficiency is 90%. The lower electron identification efficiency in the H1 analysis is mainly due to a tight matching requirement between the transverse momenta measured by the tracker and the calorimeter [3, 5]. The efficiency to identify muons in the H1 and ZEUS analyses is 90% and 55%, respectively. The lower muon identification efficiency for ZEUS is due to a lower performance and a smaller fiducial volume of the muon system and a low efficiency of the track trigger for low multiplicity events [6].

Multi-lepton events are selected by requiring at least two central lepton candidates, of which one must have $P_T^\ell > 10$ GeV and the other $P_T^\ell > 5$ GeV. Additional leptons identified in the detector according to the criteria defined above may be present in the event. All lepton candidates are required to be isolated with respect to each other by a minimum

distance of at least 0.5 units in the $\eta - \phi$ plane. No explicit requirement on the charge of the lepton candidates is imposed. Lepton candidates are ordered according to decreasing transverse momentum, $P_T^{\ell_i} > P_T^{\ell_{i+1}}$. According to the number and the flavour of the lepton candidates, the events are classified into mutually exclusive topologies.

The production cross section of e^+e^- and $\mu^+\mu^-$ pairs is measured in the photoproduction regime, in which the virtuality Q^2 of the photon emitted by the beam electron is low. Subsamples of ee and $\mu\mu$ events, dominated by photon-photon collisions, labelled $(\gamma\gamma)_e$ and $(\gamma\gamma)_\mu$, are selected by requiring the difference $E - P_z$ between the energy and the longitudinal momentum of all visible particles to be lower than 45 GeV. This requirement selects events in which the scattered electron is lost in the beampipe and corresponds to cuts on $Q^2 < 1 \text{ GeV}^2$ and on the event inelasticity, $y = (E - P_z)/2E_e < 0.82$, where E_e is the electron beam energy.

The GRAPE [9] Monte Carlo (MC) event generator is used to calculate SM production cross sections, dominated by photon-photon interactions, $\gamma\gamma \rightarrow \ell^+\ell^-$, and to simulate multi-lepton events. GRAPE predicts cross sections for $ep \rightarrow e\mu^+\mu^-X$ and $ep \rightarrow ee^+e^-X$ processes, leading to $e\mu\mu$ and eee final states. Events with only two leptons ($\mu\mu$, $e\mu$ or ee) are observed if the scattered electron or one lepton of the pair is not detected. The $ep \rightarrow e\tau^+\tau^-X$ process with subsequent leptonic tau decays is also simulated with GRAPE.

Experimental background contributions from various SM processes to the selected multi-lepton topologies were studied [5, 6]. Backgrounds to the ee final state arise from neutral current (NC) deep inelastic scattering (DIS) events ($ep \rightarrow eX$) in which, in addition to the scattered electron, hadrons or radiated photons are wrongly identified as electrons, and from QED Compton (QEDC) events ($ep \rightarrow e\gamma X$) if the photon is misidentified as an electron. Background to the $e\mu$ final state arises from NC DIS events if hadrons are misidentified as muons. The background contributions to eee , $e\mu\mu$ and $\mu\mu$ final states are negligible.

The combination of the results of the H1 and ZEUS experiments is performed both on the number of observed events and at the cross section level. Distributions of data events and of MC expectations are added bin by bin. Experimental systematic uncertainties are treated as uncorrelated between the experiments. A detailed list of all experimental systematic uncertainties of both experiments can be found in the individual publications [5, 6]. The theoretical uncertainty of 3% on the total lepton pair contribution calculated from the GRAPE MC is considered to be correlated between the experiments. Cross sections measured by H1 and ZEUS are combined using a weighted average [10].

3 Results

The total number of selected events in the data are compared to SM predictions in table 1 for the ee , $\mu\mu$, $e\mu$, eee and $e\mu\mu$ topologies and for the $\gamma\gamma$ subsamples. The observed numbers of events are in good agreement with the SM expectations. The $e\mu\mu$, $\mu\mu$ and $e\mu$ topologies are dominated by muon pair production while the eee and ee topologies contain mainly events from electron pair production. The contribution from tau pair production is $\sim 4\%$ in the $e\mu$ topology, negligible in the others, and is considered as signal. The NC DIS

Multi-Leptons at HERA (0.94 fb^{-1})				
Sample	Data	SM	Pair Production (GRAPE)	NC DIS + QEDC
ee	873	895 ± 57	724 ± 41	171 ± 28
$\mu\mu$	298	320 ± 36	320 ± 36	< 0.5
$e\mu$	173	167 ± 10	152 ± 9	15 ± 3
eee	116	119 ± 7	117 ± 6	< 4
$e\mu\mu$	140	147 ± 15	147 ± 15	< 0.5
$(\gamma\gamma)_e$	284	293 ± 18	289 ± 18	4 ± 1
$(\gamma\gamma)_\mu$	235	247 ± 26	247 ± 26	< 0.5

Table 1. Observed and predicted event yields for the different event topologies and for the $\gamma\gamma$ subsamples. The uncertainties on the predictions include model uncertainties and experimental systematic uncertainties added in quadrature. The limits on the background estimations are quoted at 95% confidence level.

and QEDC processes give rise to a sizeable background contribution in the ee topology where the H1 and ZEUS analyses have slightly different background rejection capabilities. The contribution from NC DIS and QEDC processes to the total SM expectation amounts to 24% for ZEUS and 11% for H1 due to the tighter electron identification criteria. Most of the events in the $e\mu$ topology arise from muon pair production at high Q^2 , in which the beam electron is scattered at a large angle in the detector, while one of the muons is outside the acceptance region. In this topology, the NC DIS background contributes $\sim 10\%$ in both the H1 and ZEUS experiments. Four events with four lepton candidates in the final state are also observed, 2 $eeee$ and 2 $ee\mu\mu$. The total SM expectation for four-lepton events is $2.3_{-0.2}^{+0.7}$, including background where a fourth lepton is a misidentified hadron. The contribution from true four-lepton events, originating from higher-order QED processes, is not included in the SM and is expected to be negligible.

The distributions of the invariant mass M_{12} of the two highest P_T leptons for the different topologies are shown in figure 1. An overall agreement with the SM prediction is observed in all cases. Events with high invariant mass ($M_{12} > 100 \text{ GeV}$) are observed in the data. The corresponding observed and predicted event yields are summarised for all topologies in table 2. One ee and two eee high mass events are observed by ZEUS [6]. Nine high mass events are observed by H1. Compared to the H1 results [5], one eee high mass event is not selected in this combined analysis due to the increased electron energy threshold of 10 GeV in the central region. The results for e^+p and e^-p data are also shown separately in table 2. All high mass events observed by both experiments originate from e^+p collisions. Several of these events also have high $\sum P_T$ values.

Figure 2 presents the distributions of $\sum P_T$ of the observed multi-lepton events compared to the SM expectation. Good overall agreement between the data and the SM prediction is observed. For $\sum P_T > 100 \text{ GeV}$, seven events are observed in total, compared to 3.13 ± 0.26 expected from the SM (see table 3). These seven events were all recorded in the e^+p data, for which the SM expectation is 1.94 ± 0.17 . The events correspond to the four ee and the two $e\mu\mu$ events observed with $M_{12} > 100 \text{ GeV}$, together with one eee event observed with $M_{12} = 93 \text{ GeV}$.

Multi-Leptons at HERA (0.94 fb^{-1})				
$M_{12} > 100 \text{ GeV}$				
Sample	Data	SM	Pair Production (GRAPE)	NC DIS + QEDC
e^+p collisions (0.56 fb^{-1})				
ee	4	1.68 ± 0.18	0.94 ± 0.11	0.74 ± 0.12
$\mu\mu$	1	0.32 ± 0.08	0.32 ± 0.08	< 0.01
$e\mu$	1	0.40 ± 0.05	0.39 ± 0.05	< 0.02
eee	4	0.79 ± 0.09	0.79 ± 0.09	< 0.03
$e\mu\mu$	2	0.16 ± 0.04	0.16 ± 0.04	< 0.01
e^-p collisions (0.38 fb^{-1})				
ee	0	1.25 ± 0.13	0.71 ± 0.11	0.54 ± 0.08
$\mu\mu$	0	0.23 ± 0.10	0.23 ± 0.10	< 0.01
$e\mu$	0	0.26 ± 0.03	0.25 ± 0.03	< 0.02
eee	0	0.49 ± 0.07	0.49 ± 0.07	< 0.03
$e\mu\mu$	0	0.14 ± 0.05	0.14 ± 0.05	< 0.01
All data (0.94 fb^{-1})				
ee	4	2.93 ± 0.28	1.65 ± 0.16	1.28 ± 0.18
$\mu\mu$	1	0.55 ± 0.12	0.55 ± 0.12	< 0.01
$e\mu$	1	0.65 ± 0.07	0.64 ± 0.06	< 0.02
eee	4	1.27 ± 0.12	1.27 ± 0.12	< 0.03
$e\mu\mu$	2	0.31 ± 0.06	0.31 ± 0.06	< 0.01

Table 2. Observed and predicted multi-lepton event yields for masses $M_{12} > 100 \text{ GeV}$ for the different event topologies, for all data and divided into e^+p and e^-p collisions. The uncertainties on the predictions include model uncertainties and experimental systematic uncertainties added in quadrature. The limits on the background estimations correspond to the selection of no event in the simulated topology and are quoted at 95% confidence level.

Multi-Leptons at HERA (0.94 fb^{-1})				
$\sum P_T > 100 \text{ GeV}$				
Data sample	Data	SM	Pair Production (GRAPE)	NC DIS + QEDC
e^+p (0.56 fb^{-1})	7	1.94 ± 0.17	1.52 ± 0.14	0.42 ± 0.07
e^-p (0.38 fb^{-1})	0	1.19 ± 0.12	0.90 ± 0.10	0.29 ± 0.05
All (0.94 fb^{-1})	7	3.13 ± 0.26	2.42 ± 0.21	0.71 ± 0.10

Table 3. Observed and predicted multi-lepton event yields for $\sum P_T > 100 \text{ GeV}$. Di-lepton and tri-lepton events are combined. The uncertainties on the predictions include model uncertainties and experimental systematic uncertainties added in quadrature.

Total visible and differential cross sections for di-electron and di-muon production are measured using the selected $(\gamma\gamma)_e$ and $(\gamma\gamma)_\mu$ subsamples. The kinematic domain of the measurement is defined by $20^\circ < \theta^{\ell_1,2} < 150^\circ$, $P_T^{\ell_1} > 10 \text{ GeV}$, $P_T^{\ell_2} > 5 \text{ GeV}$, $Q^2 < 1 \text{ GeV}^2$, $y < 0.82$ and $D_{\eta-\phi}^{\ell_1, \ell_2} > 0.5$, where $D_{\eta-\phi}^{\ell_1, \ell_2}$ is the distance in the $\eta - \phi$ plane between the two leptons. The effect of the $D_{\eta-\phi}^{\ell_1, \ell_2}$ requirement is small ($< 1\%$). The data samples at

Multi-Leptons at HERA

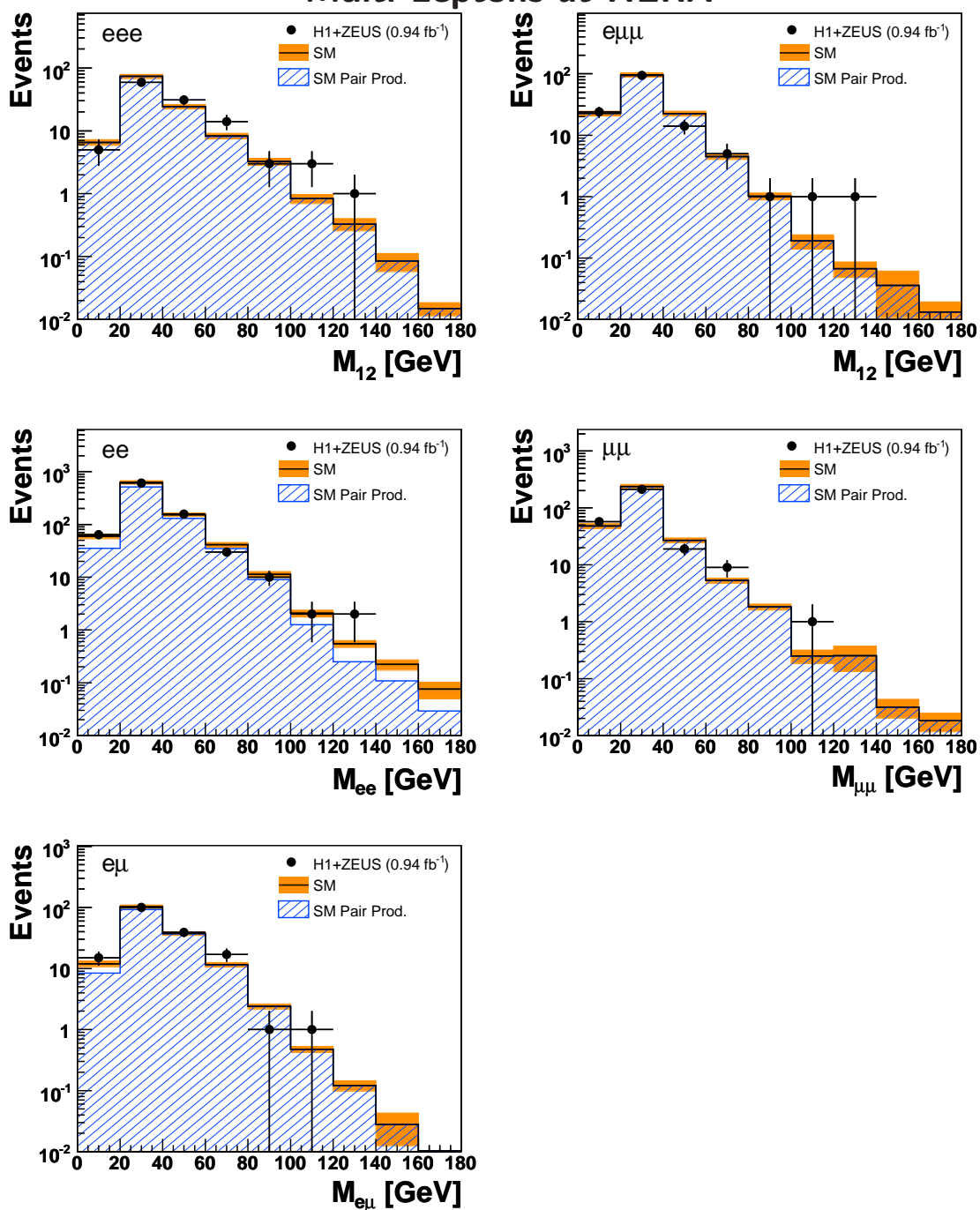


Figure 1. The distribution of the invariant mass of the two highest P_T leptons for events classified as eee , $e\mu\mu$, ee , $\mu\mu$ and $e\mu$. The points correspond to the observed data events and the histogram to the SM expectation. The total uncertainty on the SM expectation is given by the shaded band. The component of the SM expectation arising from lepton pair production is given by the hatched histogram.

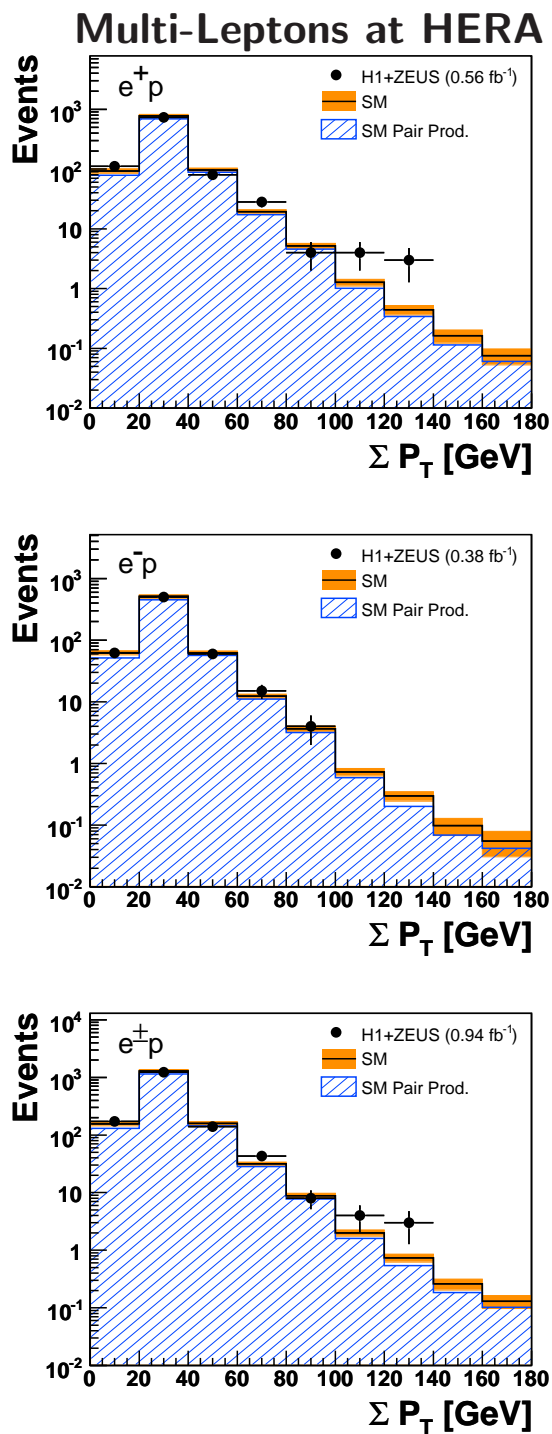


Figure 2. The distribution of the scalar sum of the transverse momenta ΣP_T for combined di-lepton and tri-lepton event topologies for all data as well as for e^+p and e^-p . The points correspond to the observed data events and the histogram to the SM expectation. The total uncertainty on the SM expectation is given by the shaded band. The component of the SM expectation arising from lepton pair production is given by the hatched histogram.

$\sqrt{s} = 301 \text{ GeV}$ and 319 GeV are combined. Assuming a linear dependence of the cross section on the proton beam energy, as predicted by the SM, the resulting cross section corresponds to an effective $\sqrt{s} = 318 \text{ GeV}$. The effect of final-state radiation on the cross sections was found to be negligible.

The total numbers of observed $(\gamma\gamma)_e$ and $(\gamma\gamma)_\mu$ events are in agreement with the SM expectations, as summarised in table 1. In the $(\gamma\gamma)_e$ sample, the contamination from NC DIS and QEDC background events is 2%. No significant background is present in the $(\gamma\gamma)_\mu$ sample. The contribution from τ pair production is negligible in both the $(\gamma\gamma)_e$ and $(\gamma\gamma)_\mu$ subsamples. All high mass and high $\sum P_T$ events previously discussed are discarded from this sample by the requirement $E - P_z < 45 \text{ GeV}$.

The total visible and differential cross sections for electron and muon pair production are evaluated bin by bin as the weighted mean of the values measured by the two collaborations. The same binning is used by both experiments. The signal acceptance is defined as the number of events reconstructed in a bin divided by the number of events generated in the same bin and is calculated using GRAPE MC events. For $ep \rightarrow e e^+ e^- X$ events, the mean signal acceptances in the H1 and ZEUS experiments are 45% and 60%, respectively. In case of $ep \rightarrow e \mu^+ \mu^- X$ events, it is 60% for H1 and 30% for ZEUS.

The total visible $ep \rightarrow e e^+ e^- X$ cross section is $\sigma = 0.68 \pm 0.04 \pm 0.03 \text{ pb}$, where the first uncertainty is statistical and the second systematic. The total visible $ep \rightarrow e \mu^+ \mu^- X$ cross section is $\sigma = 0.63 \pm 0.05 \pm 0.06 \text{ pb}$. The results are in agreement with the SM expectation, dominated by photon-photon collisions, of $0.69 \pm 0.02 \text{ pb}$ calculated using the GRAPE generator. Since the muon and electron cross sections are compatible, as expected, they are combined into a single measurement, leading to a measured lepton pair production cross section of $\sigma = 0.66 \pm 0.03 \pm 0.03 \text{ pb}$. This result is in agreement with the individual H1 and ZEUS measurements [5, 6].

Differential cross sections of lepton pair production as a function of the transverse momentum of the leading lepton $P_T^{\ell_1}$ and of the invariant mass of the lepton pair $M_{\ell\ell}$ are listed for each sample in table 4 and shown in figure 3 for the combined electron and muon samples. The measurements are in good agreement with the SM predictions.

4 Conclusion

The production of multi-lepton (electron or muon) events at high transverse momenta was studied using the full $e^\pm p$ data sample collected by the H1 and ZEUS experiments at HERA, corresponding to a total integrated luminosity of 0.94 fb^{-1} . The yields of di-lepton and tri-lepton events are in good agreement with the SM predictions. Distributions of the invariant mass M_{12} of the two highest P_T leptons and of the scalar sum of the lepton transverse momenta $\sum P_T$ are in good overall agreement with the SM expectation.

Events are observed in ee , $\mu\mu$, $e\mu$, eee and $e\mu\mu$ topologies with invariant masses M_{12} above 100 GeV , where the SM expectation is low. Both experiments observe high mass and high $\sum P_T$ events in e^+p collisions only, while, for comparable SM expectations, none are observed in e^-p collisions. Seven events have a $\sum P_T > 100 \text{ GeV}$, whereas the corresponding SM expectation for e^+p collisions is 1.94 ± 0.17 .

Multi-Leptons at HERA (0.94 fb ⁻¹)				
Variable range [GeV]	Measured (e ⁺ e ⁻) [fb/GeV]	Measured (μ ⁺ μ ⁻) [fb/GeV]	Measured (average) [fb/GeV]	Pair Production (GRAPE) [fb/GeV]
$P_T^{\ell_1}$		$d\sigma/dP_T^{\ell_1}$		
[10, 15]	101.1 ± 7.1 ± 5.5	97.7 ± 7.7 ± 9.2	99.9 ± 5.3 ± 4.9	101.3 ± 3.1
[15, 20]	22.4 ± 3.1 ± 1.3	15.9 ± 3.2 ± 1.7	19.4 ± 2.3 ± 1.0	23.9 ± 0.7
[20, 25]	5.0 ± 1.5 ± 0.6	4.9 ± 1.6 ± 0.6	5.0 ± 1.1 ± 0.4	7.3 ± 0.2
[25, 50]	0.56 ± 0.22 ± 0.05	0.75 ± 0.29 ± 0.09	0.63 ± 0.18 ± 0.04	0.93 ± 0.03
$M_{\ell\ell}$		$d\sigma/dM_{\ell\ell}$		
[15, 25]	27.3 ± 2.8 ± 1.5	31.9 ± 2.9 ± 3.0	29.0 ± 2.1 ± 1.5	30.0 ± 0.9
[25, 40]	18.4 ± 1.6 ± 1.1	14.9 ± 1.8 ± 1.4	16.9 ± 1.2 ± 0.9	19.5 ± 0.6
[40, 60]	3.4 ± 0.6 ± 0.2	2.0 ± 0.5 ± 0.2	2.6 ± 0.4 ± 0.2	3.1 ± 0.1
[60, 100]	0.17 ± 0.09 ± 0.03	0.32 ± 0.15 ± 0.04	0.21 ± 0.08 ± 0.02	0.26 ± 0.01

Table 4. Differential photoproduction cross sections $d\sigma/dP_T^{\ell_1}$ and $d\sigma/dM_{\ell\ell}$ averaged for each quoted interval for the process $ep \rightarrow e\ell^+\ell^-X$ in a restricted phase space (see text for details). Cross sections are measured for e^+e^- or $\mu^+\mu^-$ pairs. The average is also shown. The first uncertainty is statistical and the second is systematic. Theoretical predictions, calculated with GRAPE, dominated by the photon-photon process, are shown in the last column.

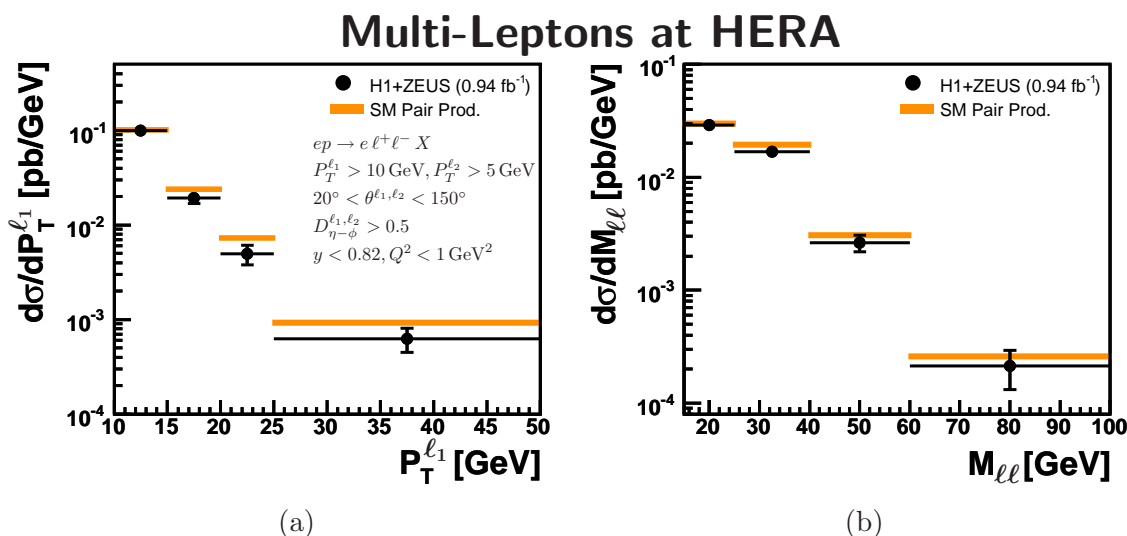


Figure 3. The cross section for lepton pair photoproduction in a restricted phase space as a function of the leading lepton transverse momentum $P_T^{\ell_1}$ (a) and the invariant mass of the lepton pair $M_{\ell\ell}$ (b). The total error bar is shown, representing the statistical and systematic uncertainties added in quadrature, which is dominated by the statistical. The bands represent the one standard deviation uncertainty in the SM prediction, dominated by the photon-photon process.

The total and differential cross sections for electron and muon pair photoproduction are measured in a restricted phase space dominated by photon-photon interactions. The measured cross sections are in agreement with the SM predictions.

Acknowledgments

We are grateful to the HERA machine group whose outstanding efforts have made these experiments possible. We appreciate the contributions to the construction and maintenance of the H1 and ZEUS detectors of many people who are not listed as authors. We thank our funding agencies for financial support, the DESY technical staff for continuous assistance and the DESY directorate for their support and for the hospitality they extended to the non-DESY members of the collaborations.

References

- [1] J.A.M. Vermaseren, *Two photon processes at very high-energies*, *Nucl. Phys. B* **229** (1983) 347 [SPIRES].
- [2] H1 collaboration, A. Aktas et al., *Search for doubly-charged Higgs boson production at HERA*, *Phys. Lett. B* **638** (2006) 432 [hep-ex/0604027] [SPIRES].
- [3] H1 collaboration, A. Aktas et al., *Multi-electron production at high transverse momenta in $e p$ collisions at HERA*, *Eur. Phys. J. C* **31** (2003) 17 [hep-ex/0307015] [SPIRES].
- [4] H1 collaboration, A. Aktas et al., *Muon pair production in ep collisions at HERA*, *Phys. Lett. B* **583** (2004) 28 [hep-ex/0311015] [SPIRES].
- [5] H1 collaboration, F.D. Aaron et al., *Multi-lepton production at high transverse momenta in ep collisions at HERA*, *Phys. Lett. B* **668** (2008) 268 [arXiv:0806.3987] [SPIRES].
- [6] ZEUS collaboration, S. Chekanov et al., *Multi-lepton production at high transverse momentum at HERA*, *Phys. Lett. B* **680** (2009) 13 [arXiv:0906.1504] [SPIRES].
- [7] H1 collaboration, I. Abt et al., *The H1 detector at HERA*, *Nucl. Instrum. Meth. A* **386** (1997) 310 [SPIRES]; *The tracking, calorimeter and muon detectors of the H1 experiment at HERA*, *Nucl. Instrum. Meth. A* **386** (1997) 348 [SPIRES]; H1 SPACAL GROUP collaboration, R.D. Appuhn et al., *The H1 lead/scintillating-fibre calorimeter*, *Nucl. Instrum. Meth. A* **386** (1997) 397 [SPIRES].
- [8] ZEUS collaboration, U. Holm (ed.), *The ZEUS detector. Status report 1993*, unpublished, DESY (1993), available on <http://www-zeus.desy.de/bluebook/bluebook.html>.
- [9] T. Abe, *GRAPE-Dilepton (Version 1.1): a generator for dilepton production in ep collisions*, *Comput. Phys. Commun.* **136** (2001) 126 [hep-ph/0012029] [SPIRES].
- [10] PARTICLE DATA GROUP collaboration, C. Amsler et al., *Review of particle physics*, *Phys. Lett. B* **667** (2008) 1 [SPIRES].