

Sleep Quality and Duration in European Adolescents (The AdolesHealth Study): A Cross-Sectional, Quantitative Study

GALAN-LOPEZ, Pablo, DOMÍNGUEZ, Raúl, GÍSLADÓTTIR, Thordis, SÁNCHEZ-OLIVER, Antonio J., PIHU, Maret, RIES, Francis and KLONIZAKIS, Markos <<http://orcid.org/0000-0002-8864-4403>>

Available from Sheffield Hallam University Research Archive (SHURA) at:

<http://shura.shu.ac.uk/28319/>

This document is the author deposited version. You are advised to consult the publisher's version if you wish to cite from it.

Published version




GALAN-LOPEZ, Pablo, DOMÍNGUEZ, Raúl, GÍSLADÓTTIR, Thordis, SÁNCHEZ-OLIVER, Antonio J., PIHU, Maret, RIES, Francis and KLONIZAKIS, Markos (2021). Sleep Quality and Duration in European Adolescents (The AdolesHealth Study): A Cross-Sectional, Quantitative Study. *Children*, 8 (3).

Copyright and re-use policy

See <http://shura.shu.ac.uk/information.html>

Article

Sleep Quality and Duration in European Adolescents (The AdolesHealth Study): A Cross-Sectional, Quantitative Study

Pablo Galan-Lopez ¹, Raúl Domínguez ², Thordis Gísladóttir ³, Antonio J. Sánchez-Oliver ^{4,*}, Maret Pihu ⁵, Francis Ries ² and Markos Klonizakis ⁶

- ¹ Department of Communication and Education, Universidad Loyola Andalucía, 41704 Dos Hermanas (Sevilla), Spain; pgalan@uloyola.es
 - ² Physical Education and Sports, Faculty of Educational Sciences, University of Seville, 41013 Sevilla (Sevilla), Spain; raul_dominguez_herrera@hotmail.com (R.D.); fries@us.es (F.R.)
 - ³ Research Center for Sport and Health Sciences, School of Education, University of Iceland, 105 Reykjavík, Iceland; thg@hi.is
 - ⁴ Motricidad Humana y Rendimiento Deportivo, Universidad de Sevilla, 41013 Sevilla (Sevilla), Spain
 - ⁵ Institute of Sport Sciences and Physiotherapy, Faculty of Medicine, University of Tartu, 51005 Tartu, Estonia; maret.pihu@ut.ee
 - ⁶ Lifestyle, Exercise and Nutrition Improvement (LENI) Research Group, Department of Nursing and Midwifery, College of Health, Wellbeing and Life Sciences, Sheffield Hallam University, Sheffield S1 1WB, UK; klonizakis@gmail.com
- * Correspondence: sanchezoliver@us.es



Citation: Galan-Lopez, P.; Domínguez, R.; Gísladóttir, T.; Sánchez-Oliver, A.J.; Pihu, M.; Ries, F.; Klonizakis, M. Sleep Quality and Duration in European Adolescents (The AdolesHealth Study): A Cross-Sectional, Quantitative Study. *Children* **2021**, *8*, 188. <https://doi.org/10.3390/children8030188>

Academic Editor: Jun Kohyama

Received: 19 January 2021

Accepted: 25 February 2021

Published: 3 March 2021

Publisher's Note: MDPI stays neutral with regard to jurisdictional claims in published maps and institutional affiliations.



Copyright: © 2021 by the authors. Licensee MDPI, Basel, Switzerland. This article is an open access article distributed under the terms and conditions of the Creative Commons Attribution (CC BY) license (<https://creativecommons.org/licenses/by/4.0/>).

Abstract: Sleep is a vital element of adolescents' overall health; it influences their body and mind and thus affects their quality of life. Adequate sleep quality and duration are essential for maintaining optimal metabolic health and lowering the risk of developing several medical conditions, such as cardiovascular disease. The current study aimed to assess the perceived sleep quality and duration of 1717 European adolescents from three different European countries (Spain, Iceland and Estonia) aged 13- to 16-years (900 boys, 817 girls) using the Pittsburgh Sleep Quality Index (PSQI). A multivariate analysis of variance (MANOVA) was performed to examine differences between groups and two-factor analysis of variance (ANOVA) was used to analyze city and age differences. The probability of having poor sleep quality and duration was calculated by Odd-Ratio (OR). Our study found poor sleep quality in 44% of the boys and 53% of the girls, whereas 68% and 69%, respectively did not get the recommended hours of sleep (i.e., 8–10 h). No difference was found between adolescents from Estonia, Iceland and Spain regarding sleep duration. In contrast, Spanish and Estonian adolescents reported higher probabilities of having poor sleep quality. Finally, girls had a significantly higher probability of poor sleep quality than boys.

Keywords: sleep quality; sleep duration; adolescents; healthy lifestyle

1. Introduction

Sleep is a recurrent phase, characterized by altered consciousness, relatively inhibited sensory activity and the inhibition of voluntary muscle activation, as well as impaired consciousness (REM phase) [1]. Optimal quality and duration of sleep are essential for appropriate development and physical growth in children and adolescents [2]. On the other hand, insufficient duration and low quality of sleep in early life are related to poor cognitive function and reduced academic performance with low attention and daytime concentration [3,4], as well as depressive symptoms [5].

Several studies have demonstrated that a lack of sleep increases the possibility of gaining weight and suffering from obesity due to different mechanisms that affect food intake and energy expenditure [6,7]. Additionally, good sleep quality is known to be essential for maintaining correct metabolic health and lower cardiovascular disease risk [8]. Furthermore, sufficient duration and good quality of sleep are directly related to a regular

body composition index, less depressive symptoms and better sports performance [9]. Adequate sleep quality also ensures a positive emotional, physical and cognitive balance, and even correct physical recovery, reducing the risk of over-training and improving the rest and post-exercise recovery processes [10–12].

Adolescence is characterized by a clear decrease in the quality and duration of sleep of individuals [13–15]. Sleep disorders in adolescents have received significant attention due to their high prevalence and their negative effects on health outcomes [16]. Cross-sectional studies conducted on adolescent populations report sleep disorders and deterioration of daytime functions due to poor sleep quality or insufficient hours of sleep [17]. Combining the current tendency of late bedtime with not getting enough sleep due to early school hours and screen time exposure before bedtime and before sleep onset [18], reduces significantly the opportunity to obtain enough sleep of adequate quality [19]. Numerous studies on adolescents have shown that their sleep duration is insufficient, with an average of 7.5 h per day [20–22], when the recommended duration by reputable organizations (i.e., American Academy of Sleep Medicine) stands between 8–10 h [23,24].

Several studies have analyzed both duration and quality of sleep in adolescents. For example, Bel et al. (2013) studied the sleep duration of 1522 adolescents between 12 and 17 years. In this study, only 29% of the participants met the recommendations for daily sleep hours [25]. Similarly, a study carried out by Carvalho and colleagues (2019) showed perturbing results, as more than 39% of the participants presented poor sleep quality [26]. The authors concluded that those with an optimal sleep quality had a better quality of life (e.g., better nutrition and regular physical activity patterns). Another study on sleep quality in adolescents [27], determined that only 47% of the subjects reported duration of sleep following recommendations and that, in addition, those who slept less had higher rates of overweight or obesity. Numerous studies agree that low quality and short duration of sleep are directly related to bad dietary behaviors, low levels of physical activity and unhealthy habits, resulting in reduced quality of life [28–30].

Adolescence is a crucial period of life for the modelling of healthy habits that will persist in adulthood [31,32]. Furthermore, few studies on sleep duration and quality compare these variable with the intention to determine possible associations concerning such healthy habits [33]. Among the variables that influence sleep quality and quantity, we include age, gender, cultural aspects, and time habits. The published literature shows that adolescents tend to sleep less as they grow older and, evermore, there seems to be a significant difference in the sleep duration between school days and weekends [34]. In addition, the study of existing the literature reveals that there are differences in sleep duration and quality in relation to sex of the adolescents. Cultural aspects such as differences in meal times, especially at dinner [35], as well as geographical location have shown that people living in the western part of a time zone have both later bedtimes and shorter sleep duration than people in the eastern area of a time zone [36]. Besides, different geographical locations of the participant cities place them in different time zones (Spain in central European standard time (CET), Estonia in Eastern European standard time (EET), and Iceland in Greenwich mean time (GMT)). Based on the above and taking into account the multiple sleep quantity or quality deficit disorders as well as the lack of updated research on the existence (or not) of differences between sleep pattern of adolescents in different European, geographical time zones, the objective of the current exploratory research was to compare and analyze the perceived quality and duration of sleep in school adolescents living in cities that belongs to Mediterranean (Seville, Spain), Nordic (Reykjavik, Iceland) and Baltic (Tartu, Estonia) regions.

2. Materials and Methods

2.1. Study and Sample Design

This is cross-sectional, descriptive and quantitative study. We recruited a total of 1717 students between 13 to 16 years of age (52% boys and 48% girls) enrolled in public and private secondary schools in Seville (Spain), Reykjavik (Iceland) and Tartu (Estonia).

For the purposes of the statistical analyses, a 95% confidence interval and a 5% margin of error were applied. The sample selection was done by convenience. The number of participating subjects and their different ages, both in total and for each participating city, are summarized in Table 1.

Table 1. Participants from the three cities by sex.

	Total (N = 1717)		Seville (917/1717)		Reykjavik (387/1717)		Tartu (413/1717)	
	Boys	Girls	Boys	Girls	Boys	Girls	Boys	Girls
	52%	48%	50%	50%	54%	46%	56%	44%
13 years	23%	22%	25%	24%	20%	24%	21%	16%
14 years	27%	27%	28%	29%	24%	24%	27%	23%
15 years	23%	26%	25%	26%	23%	24%	21%	30%
16 years	27%	25%	22%	21%	33%	28%	31%	31%

For our study, we recruited only the adolescents, who have delivered the informed consent document, which was signed by their parents/guardians. Verbal consent was given by the participants and they were informed that they could leave the investigation at any time. Finally, we only recruited adolescents who regularly attended school and took part in the physical education classes without any type of physical limitation.

2.2. Instruments

The Pittsburgh Sleep Quality Index (PSQI) was used to assess the quality of sleep in a 1-month time period. Developed and validated by researchers at the University of Pittsburgh, PSQI is a standardized sleep questionnaire, aimed to be used by medical doctors and researchers. The questionnaire was handed to all the participants with statements in their mother tongue as well in English. For Spanish participants, we used the adapted Spanish version [37]. For the Icelandic and Estonian versions, parallel back-translation was used [38–40]. PSQI is widely used in the adolescent populations as it measures different components of sleep quality as subjective sleep quality, sleep disturbances, sleep latency, sleep duration, habitual sleep efficiency, use of sleep medications and daytime dysfunction [41–44]. The questionnaire consists of 19 items, which are grouped into 7 components that generate a final score. An overall score of 5 or more indicates poor sleep quality. To allow for comparison with similar studies, good quality of sleep would be exemplified as feeling rested and restored upon waking, low or non-existent number of awakenings at night and low or non-existent problems when falling asleep [45].

2.3. Procedures

All participants completed the PSQI questionnaire during their physical education classes and in the presence of the main researcher. This allowed the research team to answer any questions or address any problems related to the questionnaire, on the spot. Taking into account that hours of daylight directly influence the quality and duration of sleep, the duration and quality of sleep being lower with increasing exposure [46,47], data collection was planned and carried out using same daily light time in all three participating cities. Questionnaires were administered to the Icelandic and Estonian participants between October and mid-November, while for the Spanish participants the process took place in the months corresponding to the autumn season (October–December). Thus, the hours of daylight in the three participating cities were maintained between 9.5 and 10 h.

2.4. Data Analysis

Quantitative variables are presented as mean (M) \pm standard deviation (SD). The normality of the variables was confirmed by Kolmogorov-Smirnoff test while homoskedasticity was assessed by using Levene's test. For the analysis of the differences in sleep, between boys and girls in the three countries, a multivariate analysis of variance (MANOVA) was

performed, including sleep duration (minutes) and total PSQI score as dependent variables, and with sex and the city used as independent variables. Age, height, and weight were also included as covariables. When statistically significant differences were detected, a Bonferroni post-hoc test was undertaken. Given that statistically significant sex differences were detected, a two-factor analysis of variance (ANOVA) for boys and girls including city and age (13, 14, 15 or 16 years) as independent variables was subsequently performed. Effect size (ES) was calculated using partial eta squared (η_p^2) considering < 0.25 as small, $0.26–0.63$ as medium and >0.63 as large. In pairwise comparisons, Cohen's d was calculated with values < 0.2 , $0.2–0.5$, $0.5–0.8$ and >0.8 considered trivial, small, moderate and large, respectively. Additionally, the effect of sex and city was analyzed by Chi-square test and the probability of having a low quantity or poor quality of sleep (total PSQI score ≥ 5) was calculated by Odds Ratio (OR). The level of statistical significance was set as $p < 0.05$. The SPSS statistical package (version 18.0, SPSS Inc., Chicago, IL, USA) was used for all statistical analyses.

3. Results

3.1. Sleep Duration and Sleep Quality in Boys and Girls

The analysis of the participants that slept less than the recommended hours (8–10 h) revealed no statistical differences in the adolescents groups based in different countries ($p = 0.095$), with 67% in adolescents in Seville (615/917), 67% in Reykjavik (258/387) and 73% in Tartu (300/413) being found to have insufficient sleep duration. Similarly, no statistically significant differences were observed between boys and girls, with values being 68% and 69% for boys and girls, respectively ($p = 0.716$). The non-influence of age for sex ($p = 0.814$), city ($p = 0.10$) and the interaction ($p = 0.186$) were calculated.

Regarding sleep duration (see Table 2), statistically significant differences were observed in the city·sex interaction ($p < 0.001$; $\eta_p^2 = 0.014$). Thus, girls from Sevilla slept 21 min longer than girls from Tartu ($p < 0.001$; $d = 0.136$) and a tendency towards significance with respect for those from Reykjavik was observed ($p = 0.095$; $d = 0.14$). Boys from Tartu slept approximately 13 min more than those from Seville ($p = 0.002$; $d = 0.21$).

Table 2. Sleep duration and sleep quality in boys and girls in the three cities.

Variable	Sex	Seville	Reykjavik	Tartu
Sleep duration (min.)	Boys	439 ± 63 *	451 ± 66	452 ± 52 *
	Girls	450 ± 62 ^A	442 ± 56	429 ± 53
Sleep quality (index)	Boys	4.79 ± 2.78 *, ^B	4.02 ± 2.10 *, ^C	4.54 ± 2.26
	Girls	5.41 ± 2.96 ^B	4.78 ± 2.34 *	5.13 ± 2.35

* Statistical difference between boys and girls in the same city; ^A Significance of the difference between Sevilla and Tartu; ^B Significance of the difference between Sevilla and Reykjavik; ^C Significance of the difference between Reykjavik and Tartu.

Regarding the quality of sleep, a significant difference for cities was reported ($p < 0.001$; $\eta_p^2 = 0.011$) with a lower PSQI index in Reykjavik (4.35 ± 0.13) compared with Seville (5.11 ± 0.09 ; $p < 0.001$; $d = 7.35$) and Tartu (4.98 ± 0.13 ; $p = 0.023$; $d = 4.85$). Lower sleep quality was observed for girls in comparison to boys (total sample 5.10 ± 2.55 vs. 4.45 ± 2.38 ; $p < 0.001$; $\eta_p^2 = 0.013$). Boys from Seville presented lower sleep quality compared to those from Reykjavik ($p < 0.001$; $d = 0.30$), while boys from Tartu presented poorer sleep quality than Reykjavik boys ($p = 0.021$; $d = 0.24$). Girls from Seville had lower quality of sleep than those from Reykjavik ($p = 0.014$; $d = 0.23$). In addition, girls from Seville and Reykjavik presented inferior sleep quality compared to boys ($p < 0.01$).

3.2. Sleep Duration and Quality in Boys and Girls by Age

When analyzing the amount of sleep in the different age groups (13, 14, 15 and 16 years, see Table 3) different statistical differences were observed between cities ($p = 0.007$; $\eta_p^2 = 0.011$) and the interaction city·age ($p < 0.001$; $\eta_p^2 = 0.027$) in boys. Thirteen-year-old

boys from Seville slept 32 min less than those from Reykjavik ($p = 0.012$; $d = 0.51$) and 38 min shorter than boys from Tartu ($p = 0.001$; $d = 0.69$) while 14-year-old boys in Tartu slept around 29 min longer than boys in Seville ($p = 0.005$; $d = 0.49$) and Reykjavik ($p = 0.044$; $d = 0.51$). In Seville, 15-year-old boys slept 34 min more than 13-year-olds ($p < 0.001$; $d = 0.57$) and 26 min more than 16-year-old boys ($p = 0.013$; $d = 0.42$) whereas in Tartu 16-year-old boys slept 30 min less than 13-year-olds ($p = 0.041$; $d = 0.56$) and 37 min less than their 14-year-old counterparts ($p = 0.003$; $d = 0.69$).

Table 3. Sleeping duration and quality in boys and girls by age in the three cities.

Variable	Sex	Age	Seville	Reykjavik	Tartu
Sleep duration (minutes)	Boys	13 years	424 ± 59 ^A	456 ± 69	462 ± 48
		14 years	440 ± 66 ^C	441 ± 64 ^D	469 ± 46
		15 years	458 ± 60 [*]	452 ± 71	444 ± 44
		16 years	432 ± 60 ^Φ	452 ± 62	432 ± 58 ^{*, λ}
	Girls	13 years	448 ± 57	440 ± 54	432 ± 46
		14 years	459 ± 64	440 ± 61	436 ± 63
		15 years	457 ± 64	440 ± 55	440 ± 39
		16 years	433 ± 59	447 ± 55 ^D	411 ± 55
Sleep quality (index)	Boys	13 years	4.33 ± 2.54	3.86 ± 2.13	4.00 ± 2.52
		14 years	4.85 ± 3.07 ^A	3.69 ± 2.09	3.84 ± 2.12
		15 years	4.88 ± 2.70	3.96 ± 2.07	4.69 ± 2.32
		16 years	5.11 ± 2.71	4.42 ± 2.08	5.41 ± 1.84 ^{*, λ}
	Girls	13 years	4.60 ± 2.66	4.38 ± 2.23	4.55 ± 2.26
		14 years	5.04 ± 2.57	4.51 ± 2.33	4.21 ± 1.84
		15 years	5.74 ± 3.024 ^{*, A}	4.40 ± 1.75	4.85 ± 2.27
		16 years	6.46 ± 3.37 ^{*, λ}	5.66 ± 3.26	6.38 ± 2.36 ^{*, λ, Φ}

^A Significance of the difference between Sevilla vs. Reykjavik and Tartu; ^C Significance of the difference between Sevilla and Tartu;

^D Significance of the difference between Reykjavik and Tartu; ^{*} Statistical difference for 13 years; ^λ Statistical difference for 14 years;

^Φ Statistical difference for 15 years.

In relation to the amount of sleep among age groups (13, 14, 15 and 16 years), statistically significant differences were observed between cities for girls ($p < 0.001$; $\eta_p^2 = 0.017$), without any difference between ages ($p = 0.061$; $\eta_p^2 = 0.009$) or the city-age interaction ($p = 0.272$; $\eta_p^2 = 0.009$), although 16-year-old girls from Tartu slept 36 min less than those from Reykjavik ($p = 0.006$; $d = 0.64$).

Regarding the quality of sleep, differences between cities ($p < 0.001$; $\eta_p^2 = 0.017$) and ages ($p < 0.001$; $\eta_p^2 = 0.021$) were detected, but not for the interaction city-age ($p = 0.336$; $\eta_p^2 = 0.008$). Thus, 16-year-old boys had lower quality of sleep compared than 13-year-old boys ($p = 0.001$; $d = 5.29$) and lower than 14-year-olds ($p = 0.002$; $d = 5.16$). Among the 14-year-old participants, boys from Seville had poorer quality of sleep than Reykjavik ($p = 0.013$; $d = 0.33$) and less than Tartu ($p = 0.023$; $d = 0.36$). In the city of Tartu, 16-year-old boys had poorer quality of sleep than those of 13-year-olds ($p = 0.012$; $d = 0.66$) and less than 14-year-olds ($p = 0.002$; $d = 0.80$).

Concerning girls, differences between cities ($p = 0.005$; $\eta_p^2 = 0.013$) and ages ($p < 0.001$; $\eta_p^2 = 0.050$) were reported, but not for the city-age interaction ($p = 0.5$; $\eta_p^2 = 0.006$). Sixteen-year-old girls presented poorer quality of sleep than 13-year-old ($p < 0.001$; $d = 7.8$), 14-year-old ($p < 0.001$; $d = 1.05$) and 15-year-old girls ($p < 0.001$; $d = 5.99$). In the city of Seville, 15-year-old girls presented lower quality of sleep compared to those from Reykjavik ($p = 0.014$; $d = 0.49$). When comparing girls from Seville by age, 16-year-old girls had a sleep quality index lower than 13 years ($p < 0.001$; $d = 0.62$) and 14 years ($p < 0.001$; $d = 0.49$) and in those of 15 years with respect to those of 13 years ($p = 0.008$; $d = 0.40$). In Tartu, 16-year-old girls presented poorer quality of sleep than 13 ($p = 0.018$; $d = 1.02$), 14 ($p < 0.001$; $d = 0.51$) and 15-year-old girls ($p = 0.018$; $d = 0.67$).

3.3. Probability of Having Poor Sleep Quality by City and Sex

Regarding the quality of sleep, statistically significant differences were detected between the three cities ($p = 0.005$) (see Table 4). More specifically, adolescents in Seville and Tartu were more likely to have poor sleep quality than adolescents in Reykjavik (OR = 1.122 (1.07–1.40); OR = 1.20 (1.05–1.37)). In relation to the “by sex” analysis, no statistically significant differences were detected, but a trend towards statistical significance was observed for both boys ($p = 0.095$) and girls ($p = 0.060$). For example, we detected higher probabilities of suffering poor sleep quality for boys from Seville, in comparison to those from Reykjavik (OR = 1.22 (1.00–1.5038)) and, girls in Seville and Tartu in comparison to Reykjavik (OR = 1.21 (1.01–1.45); OR = 1.25 (1.01–1.54)) (see Table 4).

Table 4. Probability of having poor sleep quality in boys and girls by cities.

Sex	PSQI < 5 Points			PSQI ≥ 5 Points			p-Value	OR Seville vs. Reykjavik	OR Seville vs. Tartu	OR Tartu vs. Reykjavik
	Seville	Reykjavik	Tartu	Seville	Reykjavik	Tartu				
Total	49%	59%	49%	51%	41%	51%	0.005 *	1.22 (1.07–1.40)	1.00 (0.93–1.07)	1.20 (1.05–1.37)
Boys	54%	62%	54%	46%	38%	46%	0.095	1.22 (1.00–1.50)	0.99 (0.90–1.11)	1.18 (0.99–1.40)
Girls	45%	55%	43%	55%	45%	57%	0.060	1.21 (1.01–1.45)	0.98 (0.89–1.08)	1.25 (1.01–1.54)

* Statistically significant differences at $p < 0.05$. PSQI = Pittsburgh Sleep Quality Index; PSQI < 5 points = good quality; PSQI ≥ 5 points = poor quality (high sleep latency, sleep disturbances and daytime dysfunction).

On the other hand, the probability of having low quality sleep in girls was significantly higher in comparison to boys in the all three cities ($p < 0.001$; OR = 1.20 (1.09–1.33)), i.e., Seville ($p = 0.010$; OR = 1.19 (1.04–1.35)) and Tartu ($p = 0.047$; OR = 1.26 (1.01–1.58)) (see Table 5).

Table 5. Probability of having poor sleep quality in the three cities by sex.

City	PSQI < 5 Points		PSQI ≥ 5 Points		p-Value	OR Girls vs. Boys
	Boys	Girls	Boys	Girls		
Total	56%	47%	44%	53%	<0.001 *	1.20 (1.09–1.33)
Seville	54%	45%	46%	55%	0.010 *	1.19 (1.04–1.35)
Reykjavik	62%	54%	38%	46%	0.181	1.17 (0.95–1.45)
Tartu	54%	43%	46%	57%	0.047 *	1.26 (1.01–1.58)

* Statistically significant differences at $p < 0.05$. PSQI = Pittsburgh Sleep Quality Index; PSQI < 5 points = good quality; PSQI ≥ 5 points = poor quality (high sleep latency, sleep disturbances and daytime dysfunction).

4. Discussion

The current study suggests that the majority of the participating adolescents from the three European countries/cities (Seville, Reykjavik and Tartu) did not meet recommendations for sufficient sleep hours per night for their age group. Additionally, we did not find any statistically significant differences by sex, regarding the insufficient sleep duration (i.e., 68% for boys and 69% for girls). In relation to the PSQI index of subjective sleep quality, 49% of the adolescents participating in our study (44% for boys and 53% for girls) showed poor quality of sleep. Contrary to the duration of sleep, statistically significant sex differences were found in sleep quality, with boys perceiving their sleep to be of better quality than girls. Higher probabilities of having low sleep quality were found in Seville and Tartu in comparison to Reykjavik and the probabilities of having a low-quality sleep in girls were significantly higher than for boys, in all three cities.

4.1. Sleep Duration

As previously discussed, the majority of the adolescents in all three cities did not reach the minimum recommended sleep duration for their age group [23]. This finding is in line with the results found in studies measuring sleep duration in each of the cities studied [48–

51], as well as those found in a study that measured sleep duration of 220,000 European and North American adolescents [52].

Former research has been inconclusive regarding sex differences in sleep duration. For example, some studies report that girls have a longer duration of sleep [53], others report that boys do [51,54], while some suggest a similarity in duration between sexes [55]. Our results confirm these contradicting findings, as there was no uniformity for each sex in the different participating countries/cities. Exploring the reasons behind the low sleep duration can be equally challenging: A low duration among boys may be associated with a change in the maturational phase of development induced by testosterone [56], whose hormonal environment predisposes them to a late bedtime. Nevertheless, boys must get up at the same time as girls to fulfill their social and school commitments. For girls, reasons might also be of similar nature: factors such as increased stress and different hormonal changes typical of adolescence, as well as discomfort derived from the female menstrual cycle have been proposed as possible causes of low sleep duration [57]. Future research should focus on the origins of these differences and clarify reasons, allowing for the improvement of sleep disorder support in this age group.

When observing the city·sex interaction, significant differences were only detected between girls from Seville and Tartu. Previously published work suggests that healthier diet patterns can promote better sleep in adolescents [58,59]. Furthermore, greater adherence to the Mediterranean Diet has been associated with better sleep patterns (duration and quality) [27,60] as a consequence of the effect of different nutrients [61,62]. Therefore, the observed differences between the Seville and Tartu cohorts can be potentially attributed to the (expected) greater adherence to the Mediterranean Diet in girls from Seville compared to those from Tartu [58,59], although this would require further work to confirm.

Unlike previous reports on adolescent sleep duration, where less amount of sleep was found with increasing age [51,63,64], the age of the participants in the present study was not a determining factor that influences the duration. This is despite the fact that we found a non-statistically significant decrease in the duration of sleep, as the age of the subjects of the populations of Seville and Reykjavik increases. Prior findings show that as adolescents get older, their use of electronic devices and their time spent on screens increases, consequently reducing the duration of their sleep [65–67].

When observing the city·age interaction, it can be observed that there were significant differences between the shorter sleep duration of the 13-year-old boys from Seville compared to the boys from Reykjavik and Tartu and, for the 14-year-old boys from Seville compared to their counterparts from Tartu. A possible explanation for these results can be found in the lower levels of health-related physical fitness and higher levels of body composition of adolescents from Seville [58], when compared with Reykjavik and Tartu adolescents [59,68,69]. It is known that daily physical activity practice (and the consequent increase of the fitness level) is directly related to ease of falling asleep, thus achieving a longer duration [70–73].

Finally, the 16-year-old girls from Reykjavik reported significantly longer sleep duration than girls from Tartu. As previously discussed, a possible cause of the longer duration could be a higher Mediterranean diet adherence for the girls from Reykjavik compared to that observed in girls from Tartu [50,60].

4.2. Sleep Quality

In relation to sleep quality, more adolescents from Seville and Tartu (51%) reported poor perceived sleep quality (PSQI \geq 5) than did those from Reykjavik (41%). Our data agrees with similar studies in the participating cities [64,74–77], as well as those reported in a longitudinal study that examined trends in the difficulty of sleeping in adolescents over 12 years [78].

When analyzing the perceived quality of sleep according to sex, boys from all countries/cities presented better PSQI index than girls, showing statistically significant differences in the cities of Seville and Reykjavik. This could be due to the fact that boys have higher

rates of PA practice and physical exercise than girls at these ages [79], influencing not only the duration of sleep but the quality as well [80,81]. Another factor that could influence the difference in perceived quality, is the intake of sugary and stimulatory beverages. Although this increased consumption is now quite common among the whole European adolescent population [82], it is the girls who have the highest consumption [83–85], making it difficult for them to fall asleep during adolescence.

When comparing cities, a significantly higher PSQI index was obtained by participants from Seville in comparison to those from Reykjavik. These scores could be justified by recent studies, in which the subjects from Seville had a higher % of body fat compared to those from Reykjavik [58,69], which could affect their sleep quality [73,86,87]. Furthermore, the different meal times (especially in regards to dinner) characteristic of the Mediterranean population (<3 h before sleeping) could contribute to poor sleep quality due to gastrointestinal upset, heartburn and reflux [35]. On the other hand, higher PSQI scores obtained by boys from Tartu, compared to those from Reykjavik, could be explained by lower consumption of food and supplements rich in vitamin D. This low intake is associated with episodes of drowsiness during the day, longer sleep latency and shorter sleep duration, which would directly affect the perceived quality of sleep [88]. Nevertheless, these hypotheses should be studied in greater depth.

When analyzing the PSQI index of sleep quality according to the age of the participants, it can be seen that in both boys and girls the index grows as their age increases. This is consistent with recent research carried out on the European adolescent population and reflects the worrying prevalence of poor sleep quality in this age group [78,89]. One of the reasons that can lead to a worse sleep quality as age increases may be the exposure to screens, since the older the subjects, the longer the time of use of electronic devices [70,90]. In addition, the negative influence is higher when close to bedtime, presenting higher levels of sleep latency and difficulties falling asleep [70,90].

Statistically significant differences were detected when comparing the quality of sleep in the three cities. Higher probabilities of having a low quality of sleep were found in Seville and Tartu in comparison to Reykjavik. In addition, girls present greater probabilities of poor sleep quality in the total of the three cities, as well as in Seville and Tartu independently. These results reflect how sex and country of origin are determining factors in their sleep quality. This data is similar to that previously found for sex and the region or country of origin [91]. Physiological [57], psychological [92] and social [93] differences between sex, as well as cultural differences [66,94] between different regions or countries could explain this. It is important to conduct further research to clarify the causes and (importantly) consequences, of these two factors, that is, the relationship between them and the quality/quantity of sleep (i.e., sedentary lifestyle, physical inactivity, screen exposure, poor diet or inadequate eating behaviors, stress, etc.). Moreover, this could be crucial when it comes to addressing public health policy and recommendations, as well as educating adolescents about good sleep hygiene. Additionally, it is of vital importance to limit their time of exposure to screens, electronic devices and, the intake of products that may alter consciousness and imply an increase of arousal before bedtime.

Recently, a systematic review on cross-cultural comparative sleep in young populations has analyzed the roles of cultural factors [95]. The cross-cultural differences in sleep duration and quality may be explained by factors such as school start times [96], extracurricular school sports, homework, part-time work in older adolescents [97] and lack of parental limit-setting around bedtimes [98]. Other factors, such as diet or body fat percentage, may also contribute to sleep differences [99]. Moreover, geographical locations also seem to have an impact on sleep duration. Young populations in Northern Europe show a significantly longer nocturnal sleep duration to those in Southern (i.e., Spain) and Eastern (i.e., Estonia) Europe. The cultural preference for longer evenings in Southern European countries is negatively associated with sleep duration. Late dinner and the participation of children and adolescents in late evening social life explain different sleep patterns [95]. Iceland's unique geographical location (latitude 64–66° North) results in a

wide variation in daylight hours, 4–21 h between winter and summer months. A study using questionnaires and sleep diaries found that Icelandic youth had shorter sleep duration than their European peers [100]. Reduced daylight exposure in Northern European countries due to change of season has also been shown to prolong the onset of sleep [101].

This study has a number of limitations. Firstly, PSQI data collection was self-reported: this could lead to reporting error and memory bias. Nevertheless, it is a validated means of data collection of this type of data, with a relatively short participant burden. Secondly, our findings cannot be extended to the entire school population in the three countries that data was collected; however, the characteristics of the participants give us confidence that they represent a large proportion of the adolescent population in these cities. Thirdly, the implemented cross-sectional design does not allow us to infer the causal direction of our predictions. However, our findings can be used as valuable indicators that could form the basis for future research. Finally, and despite having adolescent populations from three European countries belonging to different geographical regions, it was not possible to analyze variables related to cultural aspects that could determine patterns of sleep duration and quality. Nevertheless, our work could be the starting point for subsequent studies looking at socio-cultural aspects and health habits of the population studied.

5. Conclusions

The current study showed that most of the adolescent participants had poor sleep quality, as they did not meet the recommended sleep duration per night for their age group. Although no statistically significant differences were found by sex concerning sleep duration, they did exist for sleep quality. Thus, better-perceived sleep quality was found in boys than in girls, who had higher probabilities of poor sleep quality. Moreover, these results are of particular concern for participants from Seville and Tartu, where the probability of poor sleep quality was found to be higher than in Reykjavik. Finally, sex and age are shown to be determining factors that can considerably modify sleep quality results. In light of our results, it is very important to advise and educate adolescents about the need of improving the quality and duration of their sleep, focusing on practical ways to achieve this.

Author Contributions: Conceptualization, P.G.-L. and M.K.; Data curation, P.G.-L.; Formal analysis, R.D.; Investigation, T.G., M.P., F.R. and M.K.; Resources, P.G.-L.; Visualization, T.G., A.J.S.-O. and F.R.; Writing—original draft, P.G.-L., R.D., T.G., A.J.S.-O., F.R. and M.K.; Writing—review & editing, P.G.-L., R.D., T.G., A.J.S.-O., M.P., F.R. and M.K. All authors have read and agreed to the published version of the manuscript.

Funding: This work was supported by the fifth Research Programme 2013–2016 (PPI2015-IV.5/PP2016-EBRV) of the University of Seville (Seville, Spain), the University of Iceland Research Fund (Reykjavik, Iceland) and the Sheffield Hallam University Research Cluster Support Fund (Sheffield, UK).

Institutional Review Board Statement: The current research, which followed the ethical standards set forth in the Declaration of Helsinki (Hong Kong Review in September 1989 and Edinburgh 2000), has been carried out in accordance with the recommendations of Good Clinical Practices of the EEC (document 111/3976/88 of July 1990). Data collection was approved in the three participating cities by their respective Committees for Ethics (Seville, Andalusia, Ref.: 0310-N-17; Reykjavik, Iceland, Ref.: VSNb2017030026/03.01 and University of Tartu, Estonia, Ref.:281/T-10).

Informed Consent Statement: Informed consent was obtained from all subjects involved in the study.

Data Availability Statement: The data presented in this study are available on request from the corresponding author. The data are not publicly available due to privacy reasons.

Acknowledgments: The authors would like to thank all participants and schools that collaborated in the study.

Conflicts of Interest: The authors declare no conflict of interest.

References

1. Nedeltcheva, A.V.; Scheer, F.A.J.L. Metabolic effects of sleep disruption, links to obesity and diabetes. *Curr. Opin. Endocrinol. Diabetes Obes.* **2014**, *21*, 293–298. [[CrossRef](#)] [[PubMed](#)]
2. Dahl, R.E.; Lewin, D.S. Pathways to adolescent health: Sleep regulation and behavior. *J. Adolesc. Health* **2002**, *31*, 175–184. [[CrossRef](#)]
3. Dewald, J.F.; Meijer, A.M.; Oort, F.J.; Kerkhof, G.A.; Bögels, S.M. The influence of sleep quality, sleep duration and sleepiness on school performance in children and adolescents: A meta-analytic review. *Sleep Med. Rev.* **2010**, *14*, 179–189. [[CrossRef](#)] [[PubMed](#)]
4. Liu, J.; Zhou, G.; Wang, Y.; Ai, Y.; Pinto-Martin, J.; Liu, X. Sleep problems, fatigue, and cognitive performance in Chinese kindergarten children. *J. Pediatr.* **2012**, *161*. [[CrossRef](#)] [[PubMed](#)]
5. Lehto, J.E.; Uusitalo-Malmivaara, L. Sleep-related factors: Associations with poor attention and depressive symptoms. *Child. Care. Health Dev.* **2014**, *40*, 419–425. [[CrossRef](#)]
6. Patel, S.R.; Hu, F.B. Short sleep duration and weight gain: A systematic review. *Obesity* **2008**, *16*, 643–653. [[CrossRef](#)]
7. Fenton, S.; Burrows, T.L.; Skinner, J.A.; Duncan, M.J. The influence of sleep health on dietary intake: A systematic review and meta-analysis of intervention studies. *J. Hum. Nutr. Diet.* **2020**, jhn.12813. [[CrossRef](#)]
8. Sofi, F.; Cesari, F.; Casini, A.; Macchi, C.; Abbate, R.; Gensini, G.F. Insomnia and risk of cardiovascular disease: A meta-analysis. *Eur. J. Prev. Cardiol.* **2014**, *21*, 57–64. [[CrossRef](#)] [[PubMed](#)]
9. Chang, S.P.; Chen, Y.H. Relationships between sleep quality, physical fitness and body mass index in college freshmen. *J. Sports Med. Phys. Fitness* **2015**, *55*, 1234–1241.
10. Erlacher, D.; Ehrlenspiel, F.; Adegbesan, O.A.; El-Din, H.G. Sleep habits in German athletes before important competitions or games. *J. Sports Sci.* **2011**, *29*, 859–866. [[CrossRef](#)]
11. Fullagar, H.H.K.; Skorski, S.; Duffield, R.; Hammes, D.; Coutts, A.J.; Meyer, T. Sleep and Athletic Performance: The Effects of Sleep Loss on Exercise Performance, and Physiological and Cognitive Responses to Exercise. *Sport. Med.* **2015**, *45*, 161–186. [[CrossRef](#)] [[PubMed](#)]
12. Mata-Ordoñez, F.; Carrera Bastos, P.; Domínguez, R.; Sánchez-Oliver, A.J. Importancia del Sueño en el Rendimiento y la Salud del Deportista. *Motricidad e Investigación.* **2018**, *11*, 70–82. [[CrossRef](#)]
13. National Research Council (US) and Institute of Medicine (US) Forum on Adolescence. *Sleep Needs, Patterns and Difficulties of Adolescents*; Graham, M.G., Ed.; National Academies Press: Washington, DC, USA, 2000. [[CrossRef](#)]
14. Bruce, E.S.; Lunt, L.; McDonagh, J.E. Sleep in adolescents and young adults. *Clin. Med. J. R. Coll. Physicians Lond.* **2017**, *17*, 424–428. [[CrossRef](#)]
15. Millman, R.P. Excessive sleepiness in adolescents and young adults: Causes, consequences, and treatment strategies. *Pediatrics* **2005**, *115*, 1774–1786. [[CrossRef](#)]
16. Ji, X.; Liu, J. Subjective sleep measures for adolescents: A systematic review. *Child. Care. Health Dev.* **2016**, *42*, 825–839. [[CrossRef](#)] [[PubMed](#)]
17. Cheng, L.; Pohlbeln, H.; Ahrens, W.; Russo, P.; Veidebaum, T.; Hadjigeorgiou, C.; Molnar, D.; Hunsberger, M.; De Henauw, S.; Moreno, L.A.; et al. Cross-sectional and longitudinal associations between sleep duration, sleep quality, and bone stiffness in European children and adolescents. *Osteoporos Int.* **2020**, *11*, 1–11. [[CrossRef](#)]
18. Chung, K.F.; Cheung, M.M. Sleep-wake patterns and sleep disturbance among Hong Kong Chinese adolescents. *Sleep* **2008**, *31*, 185–194. [[CrossRef](#)]
19. Wolfson, A.R.; Carskadon, M.A. Sleep Schedules and Daytime Functioning in Adolescents. *Child Dev.* **1998**, *69*, 875–887. [[CrossRef](#)]
20. Matricciani, L.; Olds, T.; Petkov, J. In search of lost sleep: Secular trends in the sleep time of school-aged children and adolescents. *Sleep Med. Rev.* **2012**, *16*, 203–211. [[CrossRef](#)]
21. Olds, T.; Maher, C.; Blunden, S.; Matricciani, L. Normative data on the sleep habits of Australian children and adolescents. *Sleep* **2010**, *33*, 1381–1388. [[CrossRef](#)]
22. Raniti, M.B.; Allen, N.B.; Schwartz, O.; Waloszek, J.M.; Byrne, M.L.; Woods, M.J.; Bei, B.; Nicholas, C.L.; Trinder, J. Sleep Duration and Sleep Quality: Associations with Depressive Symptoms Across Adolescence. *Behav. Sleep Med.* **2017**, *15*, 198–215. [[CrossRef](#)] [[PubMed](#)]
23. Paruthi, S.; Brooks, L.J.; D’Ambrosio, C.; Hall, W.A.; Kotagal, S.; Lloyd, R.M.; Malow, B.A.; Maski, K.; Nichols, C.; Quan, S.F.; et al. Consensus Statement of the American Academy of Sleep Medicine on the Recommended Amount of Sleep for Healthy Children: Methodology and Discussion. *J. Clin. Sleep Med.* **2016**, *12*, 1549–1561. [[CrossRef](#)]
24. Gradisar, M.; Gardner, G.; Dohnt, H. Recent worldwide sleep patterns and problems during adolescence: A review and meta-analysis of age, region, and sleep. *Sleep Med.* **2011**, *12*, 110–118. [[CrossRef](#)]
25. Bel, S.; Michels, N.; De Vriendt, T.; Patterson, E.; Cuenca-García, M.; Diethelm, K.; Gutin, B.; Grammatikaki, E.; Manios, Y.; Leclercq, C.; et al. Association between self-reported sleep duration and dietary quality in European adolescents. *Br. J. Nutr.* **2013**, *110*, 949–959. [[CrossRef](#)] [[PubMed](#)]
26. Carvalho, A.S.; Fernandes, A.P.; Gallego, A.B.; Vaz, J.A.; Vega, M.S. The relation of sports with sleep quality and anthropometric measures at secondary schools | La relación de los deportes con la calidad del sueño y las medidas antropométricas en las escuelas secundarias. *J. Sport Health Res.* **2019**, *11*, 91–106.

27. Ferranti, R.; Marventano, S.; Castellano, S.; Giogianni, G.; Nolfo, F.; Rametta, S.; Matalone, M.; Mistretta, A. Sleep quality and duration is related with diet and obesity in young adolescent living in Sicily, Southern Italy. *Sleep Sci.* **2016**, *9*, 117–122. [[CrossRef](#)] [[PubMed](#)]
28. Gong, Q.H.; Li, H.; Zhang, X.H.; Zhang, T.; Cui, J.; Xu, G.Z. Associations between sleep duration and physical activity and dietary behaviors in Chinese adolescents: Results from the Youth Behavioral Risk Factor Surveys of 2015. *Sleep Med.* **2017**, *37*, 168–173. [[CrossRef](#)]
29. Tambalis, K.D.; Panagiotakos, D.B.; Psarra, G.; Sidossis, L.S. Association between fast-food consumption and lifestyle characteristics in Greek children and adolescents; Results from the EYZHN (National Action for Children’s Health) programme. *Public Health Nutr.* **2018**, *21*, 3386–3394. [[CrossRef](#)]
30. Beşoluk, Ş. Association of dietary patterns with circadian preference, sleep and personality in high school students. *Biol. Rhythm Res.* **2018**, *49*, 883–895. [[CrossRef](#)]
31. Telama, R.; Yang, X.; Leskinen, E.; Kankaanpää, A.; Hirvensalo, M.; Tammelin, T.; Viikari, J.S.A.; Raitakari, O.T. Tracking of physical activity from early childhood through youth into adulthood. *Med. Sci. Sports Exerc.* **2014**, *46*, 955–962. [[CrossRef](#)]
32. Kjønniksen, L.; Torsheim, T.; Wold, B. Tracking of leisure-time physical activity during adolescence and young adulthood: A 10-year longitudinal study. *Int. J. Behav. Nutr. Phys. Act.* **2008**, *5*. [[CrossRef](#)] [[PubMed](#)]
33. Chaput, J.P. Sleep patterns, diet quality and energy balance. *Physiol. Behav.* **2014**, *134*, 86–91. [[CrossRef](#)]
34. Wing, Y.K.; Li, S.X.; Li, A.M.; Zhang, J.; Kong, A.P.S. The effect of weekend and holiday sleep compensation on childhood overweight and obesity. *Pediatrics* **2009**, *124*. [[CrossRef](#)] [[PubMed](#)]
35. Chung, N.; Bin, Y.S.; Cistulli, P.A.; Chow, C.M. Does the proximity of meals to bedtime influence the sleep of young adults? A cross-sectional survey of university students. *Int. J. Environ. Res. Public Health* **2020**, *17*, 2677. [[CrossRef](#)]
36. Giuntella, O.; Mazzonna, F. Sunset time and the economic effects of social jetlag: Evidence from US time zone borders. *J. Health Econ.* **2019**, *65*, 210–226. [[CrossRef](#)]
37. Macías Fernandez, J.A.; Royuela Rico, A. La versión española del Índice de Calidad de Sueño de Pittsburgh. *Inf. Psiquiatr.* **1996**, *146*, 465–472.
38. Sperber, A.D. Translation and Validation of Study Instruments for Cross-Cultural Research. *Proc. Gastroenterol.* **2004**, *126*, S124–S128. [[CrossRef](#)] [[PubMed](#)]
39. Van De Vijver, F.J.R.; Leung, K. *Methods and Data Analysis for Cross-Cultural Research*; SAGE Publications, Inc.: Thousand Oaks, CA, USA, 1997; Volume 1, ISBN 0761901078.
40. Wilson, P.M.; Rodgers, W.M.; Fraser, S.N. Examining the psychometric properties of the behavioral regulation in exercise questionnaire. *Meas. Phys. Educ. Exerc. Sci.* **2002**, *6*, 1–21. [[CrossRef](#)]
41. Buysse, D.J.; Reynolds, C.F.; Monk, T.H.; Berman, S.R.; Kupfer, D.J. The Pittsburgh sleep quality index: A new instrument for psychiatric practice and research. *Psychiatry Res.* **1989**, *28*, 193–213. [[CrossRef](#)]
42. Dolezal, B.A.; Neufeld, E.V.; Boland, D.M.; Martin, J.L.; Cooper, C.B. Interrelationship between Sleep and Exercise: A Systematic Review. *Adv. Prev. Med.* **2017**, *1*, 1–14. [[CrossRef](#)]
43. Kater, M.J.; Schlarb, A.A. Smartphone usage in adolescents—Motives and link to sleep disturbances, stress and sleep reactivity. *Somnologie* **2020**, *24*, 245–252. [[CrossRef](#)]
44. Xie, S.S.; Lian, K.Y.; Lin, R.M. Classroom environment and perceived sleep disturbance in adolescents: Test of the mediating and moderating roles of perfectionism. *Curr. Psychol.* **2020**, *39*, 1732–1739. [[CrossRef](#)]
45. Harvey, A.G.; Stinson, K.; Whitaker, K.L.; Moskovitz, D.; Virk, H. The Subjective Meaning of Sleep Quality: A Comparison of Individuals with and without Insomnia. *Sleep* **2008**, *31*, 383–393. [[CrossRef](#)]
46. Lowden, A.; Lemos, N.; Gonçalves, B.; Öztürk, G.; Louzada, F.; Pedrazzoli, M.; Moreno, C. Delayed Sleep in Winter Related to Natural Daylight Exposure among Arctic Day Workers. *Clocks Sleep* **2018**, *1*, 10. [[CrossRef](#)] [[PubMed](#)]
47. Figueiro, M.G.; Rea, M.S. Evening daylight may cause adolescents to sleep less in spring than in winter. *Chronobiol. Int.* **2010**, *27*, 1242–1258. [[CrossRef](#)] [[PubMed](#)]
48. Gasol Foundation Resultados Estudio Pasos. Available online: <https://www.gasolfoundation.org/wp-content/uploads/2019/09/presentacion-resultados-pasos.pdf> (accessed on 22 January 2020).
49. Rognvaldsdóttir, V.; Gudmundsdóttir, S.L.; Brychta, R.J.; Hrafnkelsdóttir, S.M.; Gestsdóttir, S.; Arngrímsson, S.A.; Chen, K.Y.; Johannsson, E. Sleep deficiency on school days in Icelandic youth, as assessed by wrist accelerometry. *Sleep Med.* **2017**, *33*, 103–108. [[CrossRef](#)] [[PubMed](#)]
50. Rognvaldsdóttir, V.; Valdimarsdóttir, B.M.; Brychta, R.J.; Hrafnkelsdóttir, S.M.; Arngrímsson, S.; Jóhannsson, E.; Chen, K.Y.; Guomundsdóttir, S.L. Hreyfing og svefn reykvískra ungmenna. *Laeknabladid* **2018**, *104*, 79–85. [[CrossRef](#)]
51. Sarchiapone, M.; Mandelli, L.; Carli, V.; Iosue, M.; Wasserman, C.; Hadlaczky, G.; Hoven, C.W.; Apter, A.; Balazs, J.; Bobes, J.; et al. Hours of sleep in adolescents and its association with anxiety, emotional concerns, and suicidal ideation. *Sleep Med.* **2014**, *15*, 248–254. [[CrossRef](#)]
52. World Health Organization Growing up Unequal. *Health Behaviour in School-Aged Children (HBSC) Study: International Report from the 2013/2014 Survey*; Inchley, J., Currie, D., Young, T., Samdal, O., Torsheim, T., Augustson, L., Mathison, F., Aleman-Diaz, A., Molcho, M., Weber, M., Eds.; WHO Regional Office for Europe: Copenhagen, Denmark, 2016; ISBN 9289051361.
53. Keyes, K.M.; Maslowsky, J.; Hamilton, A.; Schulenberg, J. The great sleep recession: Changes in sleep duration among US adolescents, 1991–2012. *Pediatrics* **2015**, *135*, 460–468. [[CrossRef](#)]

54. Olds, T.; Blunden, S.; Petkov, J.; Forchino, F. The relationships between sex, age, geography and time in bed in adolescents: A meta-analysis of data from 23 countries. *Sleep Med. Rev.* **2010**, *14*, 371–378. [[CrossRef](#)]
55. Dalmases, M.; Benítez, I.D.; Mas, A.; Garcia-Codina, O.; Medina-Bustos, A.; Escarrabill, J.; Saltó, E.; Buysse, D.J.; Roure, N.; Sánchez-de-la-Torre, M.; et al. Assessing sleep health in a European population: Results of the catalan health survey 2015. *PLoS ONE* **2018**, *13*, e0194495. [[CrossRef](#)] [[PubMed](#)]
56. Petrov, M.E.; Lichstein, K.L.; Baldwin, C.M. Prevalence of sleep disorders by sex and ethnicity among older adolescents and emerging adults: Relations to daytime functioning, working memory and mental health. *J. Adolesc.* **2014**, *37*, 587–597. [[CrossRef](#)] [[PubMed](#)]
57. Wang, Z.Y.; Liu, Z.Z.; Jia, C.X.; Liu, X. Age at menarche, menstrual problems, and daytime sleepiness in Chinese adolescent girls. *Sleep* **2019**, *42*, 1–8. [[CrossRef](#)]
58. Galan-Lopez, P.; Sánchez-Oliver, A.J.; Ries, F.; González-Jurado, J.A. Mediterranean diet, physical fitness and body composition in sevillian adolescents: A healthy lifestyle. *Nutrients* **2019**, *11*, 2009. [[CrossRef](#)] [[PubMed](#)]
59. Galan-Lopez, P.; Domínguez, R.; Pihu, M.; Gísladóttir, T.; Sánchez-Oliver, A.J.; Ries, F. Evaluation of physical fitness, body composition, and adherence to mediterranean diet in adolescents from Estonia: The AdolesHealth study. *Int. J. Environ. Res. Public Health* **2019**, *16*, 4479. [[CrossRef](#)]
60. Campanini, M.Z.; Guallar-Castillón, P.; Rodríguez-Artalejo, F.; Lopez-Garcia, E. Mediterranean diet and changes in sleep duration and indicators of sleep quality in older adults. *Sleep* **2017**, *40*, 1–9. [[CrossRef](#)]
61. Grandner, M.A.; Jackson, N.; Gerstner, J.R.; Knutson, K.L. Sleep symptoms associated with intake of specific dietary nutrients. *J. Sleep Res.* **2014**, *23*, 22–34. [[CrossRef](#)]
62. St-Onge, M.P.; Mikic, A.; Pietrolungo, C.E. Effects of diet on sleep quality. *Adv. Nutr.* **2016**, *7*, 938–949. [[CrossRef](#)]
63. Ortega, F.B.; Ruiz, J.R.; Labayen, I.; Kwak, L.; Harro, J.; Oja, L.; Veidebaum, T.; Sjöström, M. Sleep duration and activity levels in Estonian and Swedish children and adolescents. *Eur. J. Appl. Physiol.* **2011**, *111*, 2615–2623. [[CrossRef](#)]
64. Gudmundsdottir, S.L. Training Schedule and Sleep in Adolescent Swimmers. *Pediatr. Exerc. Sci.* **2019**, *32*, 16–22. [[CrossRef](#)]
65. Hisler, G.; Twenge, J.M.; Krizan, Z. Associations between screen time and short sleep duration among adolescents varies by media type: Evidence from a cohort study. *Sleep Med.* **2020**, *66*, 92–102. [[CrossRef](#)] [[PubMed](#)]
66. Schneider, A.C.; Zhang, D.; Xiao, Q. Adolescent sleep characteristics and body-mass index in the Family Life, Activity, Sun, Health, and Eating (FLASHE) Study. *Sci. Rep.* **2020**, *10*, 1–10. [[CrossRef](#)] [[PubMed](#)]
67. Stiglic, N.; Viner, R.M. Effects of screentime on the health and well-being of children and adolescents: A systematic review of reviews. *BMJ Open* **2019**, *9*, 1–15. [[CrossRef](#)] [[PubMed](#)]
68. Galan-Lopez, P.; Sanchez-Oliver, A.J.; Pihu, M.; Gísladóttir, T.; Domínguez, R.; Ries, F. Association between adherence to the mediterranean diet and physical fitness with body composition parameters in 1717 european adolescents: The AdolesHealth study. *Nutrients* **2020**, *12*, 77. [[CrossRef](#)] [[PubMed](#)]
69. Galan-Lopez, P.; Ries, F.; Gísladóttir, T.; Domínguez, R.; Sánchez-Oliver, A.J. Healthy lifestyle: Relationship between mediterranean diet, body composition and physical fitness in 13 to 16-years old icelandic students. *Int. J. Environ. Res. Public Health* **2018**, *15*, 2632. [[CrossRef](#)]
70. Kim, Y.; Umeda, M.; Lochbaum, M.; Sloan, R.A. Examining the day-to-day bidirectional associations between physical activity, sedentary behavior, screen time, and sleep health during school days in adolescents. *PLoS ONE* **2020**, *15*, 1–18. [[CrossRef](#)]
71. Brown, G.A.; Veith, S.; Sampson, J.A.; Whalan, M.; Fullagar, H.H.K. Influence of Training Schedules on Objective Measures of Sleep in Adolescent Academy Football Players. *J. Strength Cond. Res.* **2020**, *34*, 2515–2521. [[CrossRef](#)]
72. Kracht, C.L.; Champagne, C.M.; Hsia, D.S.; Martin, C.K.; Newton, R.L.; Katzmarzyk, P.T.; Staiano, A.E. Association Between Meeting Physical Activity, Sleep, and Dietary Guidelines and Cardiometabolic Risk Factors and Adiposity in Adolescents. *J. Adolesc. Health* **2020**, *66*, 733–739. [[CrossRef](#)]
73. Tambalis, K.D.; Panagiotakos, D.B.; Psarra, G.; Sidossis, L.S. Concomitant associations between lifestyle characteristics and physical activity status in children and adolescents. *J. Res. Health Sci.* **2019**, *19*, 1–7. [[CrossRef](#)]
74. Adelantado-Renau, M.; Diez-Fernandez, A.; Reyes Beltran-Valls, M.; Soriano-Maldonado, A.; Moliner-Urdiales, D. The effect of sleep quality on academic performance is mediated by Internet use time: DADOS study. *J. Pediatr.* **2018**. [[CrossRef](#)]
75. Beltran-Valls, M.R.; Artero, E.G.; Capdevila-Seder, A.; Legaz-Arrese, A.; Adelantado-Renau, M.; Moliner-Urdiales, D. Regular practice of competitive sports does not impair sleep in adolescents: DADOS study. *Pediatr. Exerc. Sci.* **2018**, *30*, 229–236. [[CrossRef](#)]
76. Baldursdottir, B.; Tahtinen, R.E.; Sigfusdottir, I.D.; Krettek, A.; Valdimarsdottir, H.B. Impact of a physical activity intervention on adolescents' subjective sleep quality: A pilot study. *Glob. Health Promot.* **2017**, *24*, 14–22. [[CrossRef](#)]
77. Iacomino, G.; Lauria, F.; Russo, P.; Marena, P.; Venezia, A.; Iannaccone, N.; De Henauw, S.; Foraita, R.; Heidinger-Felső, R.; Hunsberger, M.; et al. Circulating miRNAs are associated with sleep duration in children/adolescents: Results of the I.Family Study. *Exp. Physiol.* **2020**, *105*, 347–356. [[CrossRef](#)]
78. Thorsteinnsson, E.B.; Potrebny, T.; Arnarsson, Á.M.; Tynjälä, J.; Välimaa, R.; Eriksson, C. Trends in sleeping difficulty among adolescents in five Nordic countries 2002–2014. *Nord. välfärdsvetenskap Nord. Welf. Res.* **2019**, *4*, 77–87. [[CrossRef](#)]
79. Fernández-Prieto, I.; Giné-Garriga, M.; Canet Vélez, O. *Barreras y Motivaciones Percibidas Por Adolescentes en Relación con la Actividad Física. Estudio Cualitativo a Través de Grupos de Discusión*; Paseo del Prado: Madrid, Spain, 2019; Volume 93.
80. Xu, F.; Adams, S.K.; Cohen, S.A.; Earp, J.E.; Greaney, M.L. Relationship between physical activity, screen time, and sleep quantity and quality in US adolescents aged 16–19. *Int. J. Environ. Res. Public Health* **2019**, *16*, 1524. [[CrossRef](#)]

81. Kerpershoek, M.L.; Antypa, N.; Van den Berg, J.F. Evening use of caffeine moderates the relationship between caffeine consumption and subjective sleep quality in students. *J. Sleep Res.* **2018**, *27*, 1–6. [[CrossRef](#)]
82. Galland, B.C.; Gray, A.R.; Penno, J.; Smith, C.; Lobb, C.; Taylor, R.W. Gender differences in sleep hygiene practices and sleep quality in New Zealand adolescents aged 15 to 17 years. *Sleep Health* **2017**, *3*, 77–83. [[CrossRef](#)] [[PubMed](#)]
83. Gan, W.Y.; Mohamed, S.F.; Law, L.S. Unhealthy lifestyle associated with higher intake of sugar-sweetened beverages among Malaysian school-aged adolescents. *Int. J. Environ. Res. Public Health* **2019**, *16*, 2785. [[CrossRef](#)]
84. Young, D.R.; Sidell, M.A.; Grandner, M.A.; Koebnick, C.; Troxel, W. Dietary behaviors and poor sleep quality among young adult women: Watch that sugary caffeine! *Sleep Health* **2020**, *6*, 214–219. [[CrossRef](#)] [[PubMed](#)]
85. Boozari, B.; Saneei, P.; Safavi, S.M. Association between sleep duration and sleep quality with sugar and sugar-sweetened beverages intake among university students. *Sleep Breath.* **2020**. [[CrossRef](#)] [[PubMed](#)]
86. de Souza Neto, J.M.; da Costa, F.F.; Barbosa, A.O.; Filho, A.P.; dos Santos, E.V.O.; de Farias Júnior, J.C. Physical activity, screen time, nutritional status and sleep in adolescents in Northeast Brazil. *Rev. Paul. Pediatr.* **2020**, *39*. [[CrossRef](#)]
87. Ischander, M.M.; Lloyd, R.D. Severe paediatric obesity and sleep: A mutual interactive relationship! *J. Sleep Res.* **2020**. [[CrossRef](#)] [[PubMed](#)]
88. Lips, P.; Cashman, K.D.; Lamberg-Allardt, C.; Bischoff-Ferrari, H.A.; Obermayer-Pietsch, B.; Bianchi, M.L.; Stepan, J.; Fuleihan, G.E.H.; Bouillon, R. Current Vitamin D status in European and Middle East countries and strategies to prevent Vitamin D deficiency: A position statement of the European Calcified Tissue Society. *Eur. J. Endocrinol.* **2019**, *180*, P23–P54. [[CrossRef](#)] [[PubMed](#)]
89. Hale, L.; Guan, S. Screen time and sleep among school-aged children and adolescents: A systematic literature review. *Sleep Med. Rev.* **2015**, *21*, 50–58. [[CrossRef](#)] [[PubMed](#)]
90. Şimşek, Y.; Tekgül, N. Sleep Quality in Adolescents in Relation to Age and Sleep-related Habitual and Environmental Factors. *J. Pediatr. Res.* **2019**, *6*, 307–313. [[CrossRef](#)]
91. Sun, J.; Wang, M.; Yang, L.; Zhao, M.; Bovet, P.; Xi, B. Sleep Duration and Cardiovascular Risk Factors in Children and Adolescents: A Systematic Review. *Sleep Med Rev.* **2020**, *53*, 101338. [[CrossRef](#)] [[PubMed](#)]
92. Kuula, L.; Partonen, T.; Pesonen, A.K. Emotions relating to romantic love—Further disruptors of adolescent sleep. *Sleep Health* **2020**, *6*, 159–165. [[CrossRef](#)]
93. Lim, H.S.; Kim, T.H.; Lee, H.H.; Park, Y.H.; Lee, B.R.; Park, Y.J.; Kim, Y.S. Fast food consumption alongside socioeconomic status, stress, exercise, and sleep duration are associated with menstrual irregularities in Korean adolescents: Korea National Health and Nutrition Examination Survey 2009–2013. *Asia Pac. J. Clin. Nutr.* **2018**, *27*, 1146–1154. [[CrossRef](#)]
94. Delaruelle, K.; Dierckens, M.; Vandendriessche, A.; Deforche, B.; Poppe, L. Adolescents' sleep quality in relation to peer, family and school factors: Findings from the 2017/2018 HBSC study in Flanders. *Qual. Life Res.* **2020**. [[CrossRef](#)]
95. Jeon, M.; Dimitriou, D.; Halstead, E.J. A Systematic Review on Cross-Cultural Comparative Studies of Sleep in Young Populations: The Roles of Cultural Factors. *Int. J. Environ. Res. Public Health* **2021**, *18*, 2005. [[CrossRef](#)]
96. O'malley, E.B.; O'malley, M.B. School start time and its impact on learning and behavior. *Sleep Psychiatr. Disord. Child. Adolesc.* **2008**, *79–94*. [[CrossRef](#)]
97. Carskadon, M.A.; Acebo, C. Regulation of sleepiness in adolescents: Update, insights, and speculation. *Sleep* **2002**, *25*, 606–614. [[CrossRef](#)] [[PubMed](#)]
98. Short, M.A.; Gradisar, M.; Wright, H.; Lack, L.C.; Dohnt, H.; Carskadon, M.A. Time for bed: Parent-set bedtimes associated with improved sleep and daytime functioning in adolescents. *Sleep* **2011**, *34*, 797–800. [[CrossRef](#)]
99. Hense, S.; Barba, G.; Pohlabein, H.; De Henauw, S.; Marild, S.; Molnar, D.; Moreno, L.A.; Hadjigeorgiou, C.; Veidebaum, T.; Ahrens, W. Factors that influence weekday sleep duration in European children. *Sleep* **2011**, *34*, 633–639. [[CrossRef](#)]
100. Thorleifsdottir, B.; Björnsson, J.K.; Benediktsdottir, B.; Gislason, T.; Kristbjarnarson, H. Sleep and sleep habits from childhood to young adulthood over a 10-year period. *J. Psychosom. Res.* **2002**, *53*, 529–537. [[CrossRef](#)]
101. Friborg, O.; Bjorvatn, B.; Amponsah, B.; Pallesen, S. Associations between seasonal variations in day length (photoperiod), sleep timing, sleep quality and mood: A comparison between Ghana (5°) and Norway (69°). *J. Sleep Res.* **2012**, *21*, 176–184. [[CrossRef](#)] [[PubMed](#)]