


RESEARCH ARTICLE

Open Access

Tuberculosis diagnosis cascade in Blantyre, Malawi: a prospective cohort study



Helena R. A. Feasey^{1,2*} , Elizabeth L. Corbett^{1,2}, Marriott Nliwasa³, Luke Mair⁴, Titus H. Divala^{2,3}, Wala Kamchedzera¹, Mc Ewen Khundi^{1,2}, Helen E. D. Burchett², Emily L. Webb², Hendramoorthy Maheswaran⁵, S. Bertel Squire⁴ and Peter MacPherson^{1,2,4}

Abstract

Background: Tuberculosis (TB) control relies on early diagnosis and treatment. International guidelines recommend systematic TB screening at health facilities, but implementation is challenging. We investigated completion of recommended TB screening steps in Blantyre, Malawi.

Methods: A prospective cohort recruited adult outpatients attending Bangwe primary clinic. Entry interviews were linked to exit interviews. The proportion of participants progressing through each step of the diagnostic pathway were estimated. Factors associated with request for sputum were investigated using multivariable logistic regression.

Results: Of 5442 clinic attendances 2397 (44%) had exit interviews. In clinically indicated participants ($n = 445$) 256 (57.5%) were asked about cough, 36 (8.1%) were asked for sputum, 21 (4.7%) gave sputum and 1 (0.2%) received same-day results. Significant associations with request for sputum were: any TB symptom (aOR:3.20, 95%CI:2.02–5.06), increasing age (aOR:1.02, 95%CI:1.01–1.04 per year) and for HIV-negative participants only, a history of previous TB (aOR:3.37, 95%CI:1.45–7.81). Numbers requiring sputum tests (26/day) outnumbered diagnostic capacity (8–12/day).

Conclusions: Patients were lost at every stage of the TB care cascade, with same day sputum submission following all steps of the diagnosis cascade achieved in only 4.7% if clinically indicated. Infection control strategies should be implemented, with reporting on early steps of the TB care cascade formalised. High-throughput screening interventions, such as digital CXR, that can achieve same-day TB diagnosis are urgently needed to meet WHO End TB goals.

* Correspondence: helena.feasey@lshtm.ac.uk

¹Malawi-Liverpool-Wellcome Trust Clinical Research Programme, Blantyre, Malawi

²London School of Hygiene & Tropical Medicine, Keppel Street, Bloomsbury, London, UK

Full list of author information is available at the end of the article



© The Author(s). 2021 **Open Access** This article is licensed under a Creative Commons Attribution 4.0 International License, which permits use, sharing, adaptation, distribution and reproduction in any medium or format, as long as you give appropriate credit to the original author(s) and the source, provide a link to the Creative Commons licence, and indicate if changes were made. The images or other third party material in this article are included in the article's Creative Commons licence, unless indicated otherwise in a credit line to the material. If material is not included in the article's Creative Commons licence and your intended use is not permitted by statutory regulation or exceeds the permitted use, you will need to obtain permission directly from the copyright holder. To view a copy of this licence, visit <http://creativecommons.org/licenses/by/4.0/>. The Creative Commons Public Domain Dedication waiver (<http://creativecommons.org/publicdomain/zero/1.0/>) applies to the data made available in this article, unless otherwise stated in a credit line to the data.

Background

Tuberculosis (TB) is the leading infectious cause of death worldwide and an estimated 10 million people developed TB disease in 2019 [1, 2]. TB control relies on early diagnosis and treatment, as reflected in the World Health Organization (WHO) End TB 2025 target of $\geq 90\%$ of people who develop TB being notified and treated [3]. To achieve this the WHO recommends systematic TB screening for priority risk groups in order to reduce poor disease outcomes and TB transmission [4]. These recommendations are reflected in many National TB Programme (NTP) guidelines [5–8].

The TB care cascade model assesses patient progression and retention through sequential stages of care required to achieve a successful treatment outcome [9], in order to quantify gaps in care delivery and adherence to guidelines. Care cascades have been extensively used to evaluate HIV care delivery [10], but have only recently been applied by TB programmes [9] to expand analysis beyond standardised treatment outcome reporting [11] and ad hoc diagnostic pathway analysis [12].

In Subbaraman et al's generic model for a care cascade for active TB the first gap is identified as not accessing a TB diagnostic test [9]. This first gap is repeatedly the largest in many settings [13, 14], in keeping with the numerous issues relating to sputum-based tests [15].

Recent studies have emphasised variability in TB diagnosis cascades in high burden countries. In India, only 12–17% of standardised patients were correctly asked to test for TB [16], whereas in Nairobi, Kenya [17] this was 50% and a systematic review found a range for all patients from 4% in Thailand to 84% in South Africa [18]. However, most high-burden TB countries, do not routinely collect data to estimate adherence to systematic TB screening guidelines in health facilities.

WHO recommends people living with HIV are systematically screened for TB each time they visit a health facility and that in high-burden TB settings systematic screening for TB in other selected high risk groups may also be appropriate [4]. These risk groups include older people and those previously treated for TB. However, an estimated 29% of new TB cases are still not identified or officially notified, partly due to failure to diagnose active TB in people accessing healthcare [1, 19]. Examining TB test access for these risk groups and subsequent steps in the TB diagnosis cascade will be critical for efficient TB programme design.

The aims of this study were to: construct a TB diagnosis care cascade; describe the proportion of “clinically-indicated” patients (defined by the Malawi National guidelines [5]) who progressed through each step of the diagnosis cascade in a primary care clinic; and investigate factors associated with being offered a TB test.

Methods

Study design

A prospective cohort of adults aged 18 years and older was recruited from May to September 2018. The study formed part of the pilot phase of a randomised trial at Bangwe health clinic in Blantyre, Malawi [20].

Study site and population

Patients self-presenting to free-of-charge acute-care services in Bangwe Health Centre – a government primary care clinic – were recruited prospectively. There are no physicians at the clinic; care is provided by nurses and clinical officers, who conduct consultations, including TB symptom screening, with the patients. There is a GeneXpert machine for TB sputum diagnosis and TB treatment is available on site. TB prevalence in Blantyre was 1% in 2013 [21] and 113 new registrations for TB treatment were recorded at Bangwe health centre during 2018 (unpublished data).

Malawi National TB Programme guidelines state that all adults with HIV presenting to healthcare facilities with any TB symptom (any of cough, night sweats, fever or weight loss) should receive a sputum test for TB [5]. For HIV-negative adults sputum tests are recommended for all those with weight loss or other TB symptoms of two weeks or more. For the purposes of this study ‘clinically indicated to submit sputum’ was defined as adults with HIV with any TB symptom and HIV-negative adults with weight loss or a chronic cough (two weeks or more), since duration data was not collected for night sweats or fever. A sensitivity analysis was conducted with an alternative definition including any symptom of any duration for people without HIV infection.

Data collection

Research assistants stationed at the registration desk in the acute-care clinic asked all patients for verbal consent to participate. A fingerprint scan with demographic details was recorded electronically at entry interview. Additional research assistants positioned by the two clinic exits asked all adults leaving the clinic to participate in exit interviews. Participants provided written or witnessed fingerprint (if illiterate) consent for exit interviews.

Entry and exit interviews were linked through digital fingerprint bio-identification. Entry interviews recorded age, sex and WHO recommended TB symptom screening [4, 22]. Exit interviews asked about care received at the clinic and included self-reported HIV status and previous TB diagnosis; whether a health worker had enquired about cough; if they had been asked to submit sputum; if they submitted sputum; and if sputum results had been received. For simplicity, the exit interview enquiry about symptom screening referred only to cough,

as this is the most commonly recognised TB symptom in Malawi [23]. Questionnaires were kept brief to minimise inconvenience and maximise the completeness of capture (see Suppl Table 2 for full questionnaires).

Statistical methods

Summary statistics compared characteristics (collected at clinic entry) of participants who had exit interviews with those who had not (χ^2 and Kruskal-Wallis tests). Participant characteristics were also compared by HIV status (HIV-positive, HIV-negative, status unknown/never tested). “Chronic cough” was defined as cough ≥ 2 weeks. “Any TB symptom” included any reported cough, fever, weight loss or night sweats [24].

Diagnosis care cascades were constructed based on all participants, and separately for clinically-indicated groups: HIV-negative participants with weight loss or chronic cough and people living with HIV (PLHIV) with any TB symptom. Generic care cascade Step 2 ‘Accessed TB tests’ [9] was expanded to explore symptom enquiry (cough); request to submit sputum; and sputum submission.

Univariable and multivariable logistic regression were used to investigate associations of clinical and demographic characteristics with request for sputum submission. Separate models were fit for ‘any TB symptom’ and specific individual TB symptoms. Sex, age and symptom variables included in the Malawi Tuberculosis Guideline [5] were included a priori in the multivariable models.

Those who reported a cough and being on TB treatment or isoniazid preventive therapy (IPT) at clinic entry were removed from the cascade and multivariable analysis.

Ethical considerations

Approval was received from the research ethics committees of the College of Medicine, Malawi and Liverpool School of Tropical Medicine. All participants provided written informed consent (or witnessed, thumb-print consent if illiterate).

Data and reproducibility

Data and code to reproduce this analysis is available from <https://github.com/petermacp/tbcascade>.

Results

Clinic attendee characteristics

Of 5442 clinic attendances 2397 (44%) had matched exit interviews, mainly reflecting limited study capacity to interview everyone leaving the clinic (Fig. 1). Five individuals declined to participate in entry interviews and were not included in the study. None refused to participate in exit interviews.

Participants with matched exit interviews had similar characteristics to those with just an entry interview, with some differences: men were more likely to complete an exit interview (37.5% vs 34.2%, $p = 0.012$) as were those with any TB symptom (57.2% vs 54.4%, $p = 0.044$). This was consistent for cough, fever and night sweats. Those completing exit interviews were older than those who did not (median age 28 vs 27 years) (Suppl Table 1).

Exit interviewee characteristics

Of the 2397 with matched exit interviews 900 (37.5%) were male. Median age was 28 years (range 18–89). A total of 849 (35.4%) had a cough, with 221 (9.2%) having chronic cough, and 1370 (57.2%) having any TB symptom. Previous TB treatment was reported by 141 (5.9%). Among HIV positive participants (292, 12.2%) almost all were taking antiretroviral therapy (ART) (276, 94.5%). Of those completing exit interviews 1485 (62.0%) self-reported good health.

HIV positive participants were more likely than HIV-negative or status-unknown participants to be female (72.9% vs 62.7 and 50.7%, $p < 0.001$) and older (median age 36 years vs 27 years and 27.5 years for HIV-positive, HIV-negative and HIV-unknown respectively, $p < 0.001$) (Table 1). PLHIV were also more likely to be taking TB treatment (14.9% vs 3.2 and 1.8%), on IPT (21.5% vs 1.1 and 1.8%) and to report previous TB (22.6% vs 3.6 and 3.0% for HIV-positive, HIV-negative and HIV-unknown respectively) (all $p < 0.001$). A higher proportion of PLHIV had chronic cough (15.1%) compared to HIV-negative (8.2%) or unknown-status participants (9.5%, $p = 0.001$).

75 participants who reported being on TB treatment (40 people) or isoniazid preventive therapy (IPT) (35 people) were not included in the cascade or multivariable analysis.

TB diagnosis cascades

Of all 2322 exit interview participants analysed 1322 (56.9%) were asked by health workers about cough, 118 (5.1%) were asked to submit sputum, 46 (2.0%) gave same-day sputum and 3 (0.1%) received same-day results.

445 participants were clinically-indicated to submit sputum (HIV-negative participants with weight loss or chronic cough, and PLHIV with any TB symptom). 256 (57.5%) of these reported having been directly asked about coughing, with 36 of those (36/445, 8.1% of total) asked to submit a sputum sample; 21/445 (4.7%) provided same-day sputum and 1/445 (0.2%) received same-day sputum results (Fig. 1).

Diagnosis care cascades were constructed separately for each clinically-indicated group: HIV-negative participants with weight loss or chronic cough and PLHIV with

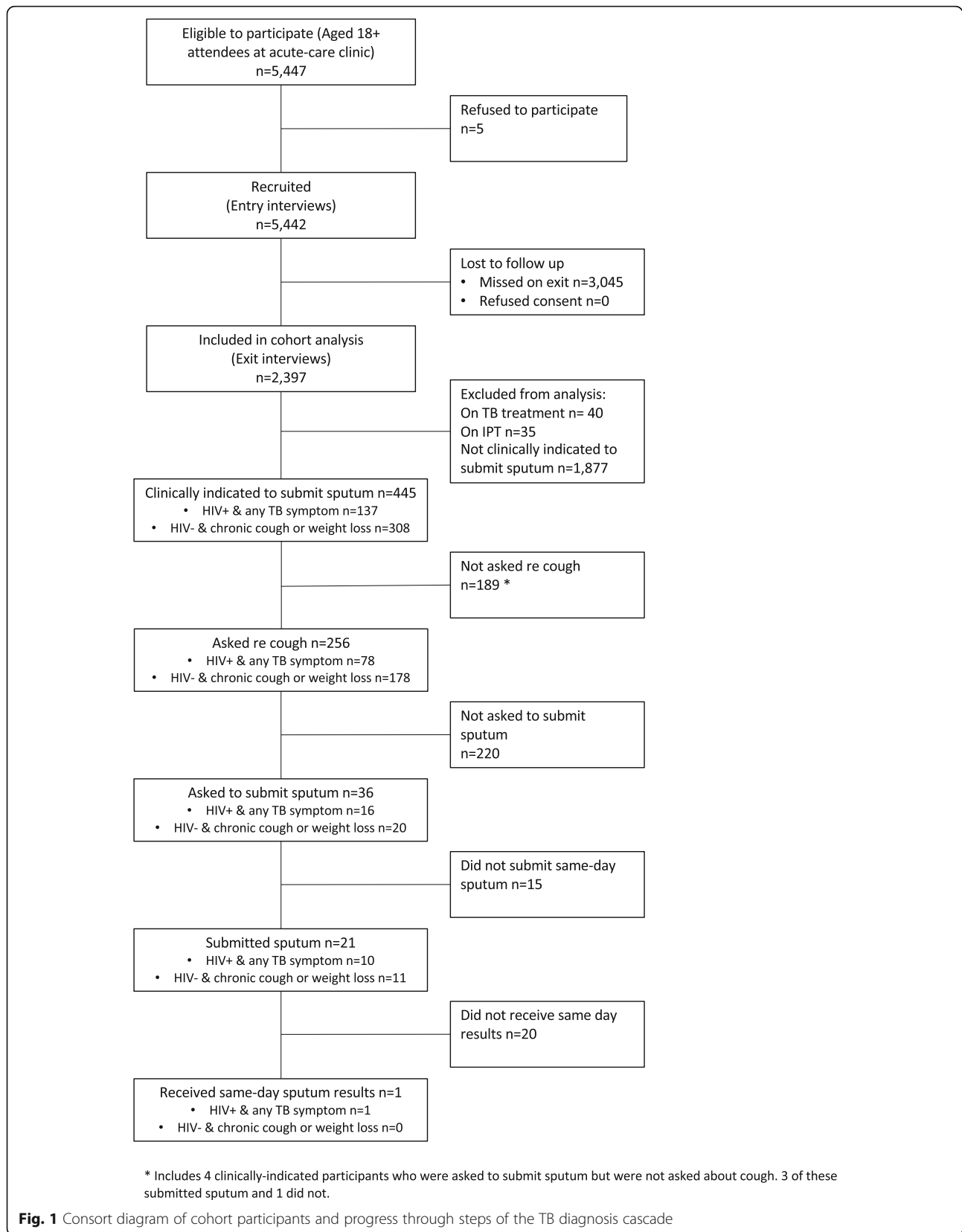


Fig. 1 Consort diagram of cohort participants and progress through steps of the TB diagnosis cascade

Table 1 Baseline characteristics of exit interview participants by HIV status

	HIV+ (N = 292)	HIV- (N = 1809)	Don't know/never tested (N = 296)	P value
Sex (Female)	213 (72.9%)	1134 (62.7%)	150 (50.7%)	< 0.001
Age Median (Range)	36 (18–70)	27 (18–87)	27 (18–89)	< 0.001
Age 18–29	89 (30.5%)	1031 (57.0%)	159 (53.7%)	< 0.001
30–39	98 (33.6%)	391 (21.6%)	46 (15.5%)	
40–49	68 (23.3%)	190 (10.5%)	25 (8.4%)	
50–59	22 (7.5%)	95 (5.3%)	27 (9.1%)	
60–89	15 (5.1%)	102 (5.6%)	39 (13.2%)	
Cough	121 (41.4%)	618 (34.2%)	110 (37.2%)	0.044
Cough days (if cough) Median (Range)	7 (1–3650)	4 (1–2190)	4 (2–1095)	0.001
Chronic cough [¶]	44 (15.1%)	149 (8.2%)	28 (9.5%)	0.001
Weight loss	65 (22.3%)	223 (12.3%)	28 (9.5%)	< 0.001
Fever	92 (31.5%)	550 (30.4%)	92 (31.1%)	0.915
Night sweats	56 (19.2%)	342 (18.9%)	63 (21.3%)	0.629
Any symptoms [†]	181 (62.0%)	1007 (55.7%)	182 (61.5%)	0.035
Previous TB	66 (22.6%)	66 (3.6%)	9 (3.0%)	< 0.001
On TB treatment*	18 (14.9%)	20 (3.2%)	2 (1.8%)	< 0.001
TB treatment last 6 months*	2 (1.7%)	7 (1.1%)	0 (0.0%)	0.446
On IPT*	26 (21.5%)	7 (1.1%)	2 (1.8%)	< 0.001
ART	276 (94.5%)	0 (0%)	0 (0%)	< 0.001
Self-reported general health				
Very Good	5 (1.7%)	58 (3.2%)	13 (4.4%)	0.062
Good	159 (54.5%)	1091 (60.3%)	159 (53.7%)	
Fair	122 (41.8%)	622 (34.4%)	119 (40.2%)	
Poor/Very poor	6 (2.1%)	38 (2.1%)	5 (1.7%)	

[†] Any TB symptom: cough, or weight loss, or fever, or weight loss

[¶] Cough of 14 days or longer

* Only recorded if patient had cough

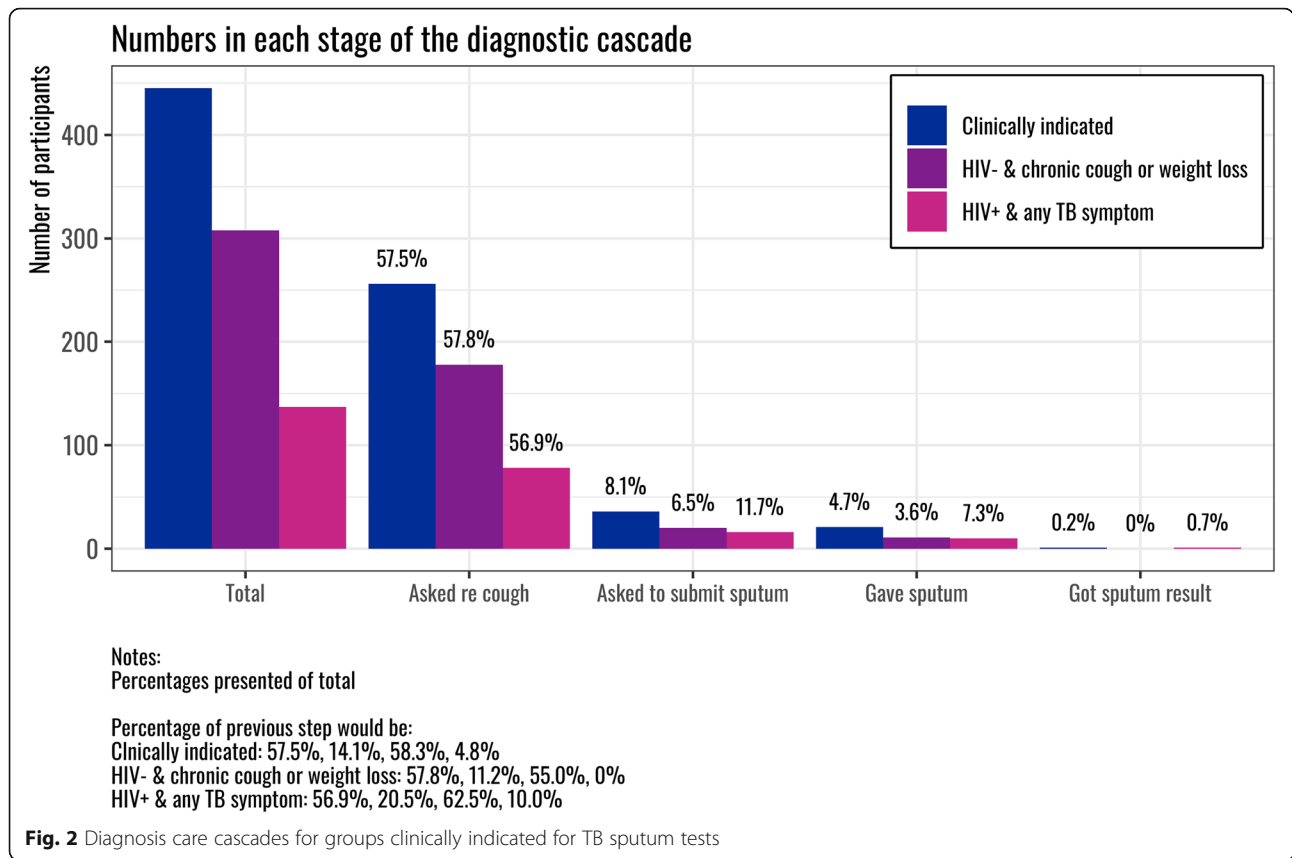
any TB symptom (Fig. 2). In the 308 HIV-negative participants with chronic cough, 57.8% were asked about cough, 6.5% were also asked for sputum, 3.6% gave sputum and none received same-day results. Among the 137 PLHIV with any TB symptom 56.9% were asked about cough, 11.7% were also asked for sputum, 7.3% gave sputum and 0.7% received same-day results. Overall sputum submission for TB testing was achieved in 5.4% (24/445) of clinically-indicated participants with 4.7% (21/445) successfully progressing through all steps of the diagnosis cascade to this point (four clinically indicated participants were requested to give sputum but had not been asked about cough).

Of the 118 requested to submit sputum 78 (66.1%) were not classed as clinically indicated. Of these 10/78 (12.8%) had unknown HIV status and TB symptoms, 27/78 (34.6%) were HIV-negative with no chronic cough or weight loss but had night sweats or fever of unknown duration and 17/78 (21.8%) were HIV-negative with cough of < 2 weeks as their only TB symptom. 24/78 (30.8%) participants (of whom 2 were HIV-positive)

reported being asked to submit sputum but did not report any TB symptoms.

Using a more sensitive definition for clinically indicated participants (HIV-positive with any TB symptom and HIV-negative with chronic cough or weight loss, night sweats or fever of any duration) reduced the proportion of clinically indicated participants asked to submit sputum to 5.7% (8.1% in original definition) and those who submitted sputum to 2.4% (4.7% originally).

For all clinically-indicated groups, the biggest gap in the diagnosis cascade was between symptom enquiry and requesting sputum with 49.4% (220 of 445 who were clinically indicated for sputum testing) lost at this stage compared to 42.5% (189/445) not asked about cough and 3.4% (15/445) not giving sputum despite health worker request. For HIV-negative participants with weight loss or chronic cough, clinicians requested sputum for 11.2% (20/178) of those they had asked about cough and in PLHIV with any TB symptom this was 20.5% (16/78).



Factors associated with being asked to submit sputum

On univariable analysis for all participants (Table 2), factors significantly associated with being asked to submit sputum included: older age (OR: 1.02, 95%CI: 1.01–1.03 per year increase in age), previous TB treatment (OR: 2.13, 95%CI: 1.08–4.20); being HIV-

positive (OR: 1.69, 95%CI: 1.02–2.80); and presence of any TB symptoms (cough < 2 weeks OR: 2.48 (95%CI: 1.70–3.61), chronic cough OR: 3.32 (95%CI: 2.07–5.33), weight loss OR: 2.52 (95% CI: 1.63–3.89), fever OR 2.10 (95% CI: 1.44–3.06) and night sweats OR 1.86 (95%CI: 1.23–2.80)).

Table 2 Univariable and multivariable associations with being asked to submit sputum: all participants. n = 2322

Variable	Unadjusted OR		Adjusted OR Any TB symptom		Adjusted OR Individual symptoms	
	OR (95% CI)	P value	aOR (95% CI)	P value	aOR (95% CI)	P value
Sex	1.02 (0.69–1.49)	0.936	1.01 (0.68–1.49)	0.975	1.08 (0.73–1.62)	0.695
Age	1.02 (1.01–1.03)	< 0.001	1.02 (1.01–1.04)	< 0.001	1.02 (1.01–1.03)	0.002
Previous TB	2.13 (1.08–4.20)	0.026	1.64 (0.79–3.37)	0.183	1.59 (0.75–3.37)	0.224
HIV+ *	1.69 (1.02–2.80)	0.040	1.42 (0.84–2.42)	0.191	1.45 (0.85–2.49)	0.174
Any TB symptom†	3.27 (2.07–5.18)	< 0.001	3.20 (2.02–5.06)	< 0.001	–	–
Cough < 2 weeks	2.48 (1.70–3.61)	< 0.001	–	–	3.43 (2.23–5.28)	< 0.001
Chronic cough	3.32 (2.07–5.33)	< 0.001	–	–	3.71 (2.10–6.56)	< 0.001
Weight loss	2.52 (1.63–3.89)	< 0.001	–	–	1.54 (0.96–2.47)	0.076
Fever	2.10 (1.44–3.06)	< 0.001	–	–	1.43 (0.94–2.18)	0.096
Night sweats	1.86 (1.23–2.80)	0.003	–	–	1.05 (0.66–1.68)	0.827

* Reference group: HIV-negative. Status unknown not presented
 † Any TB symptom: cough, or weight loss, or fever, or weight loss
 ‡ Cough of 14 days or longer

On multivariable analysis increasing age (adjusted OR: 1.02, 95%CI: 1.01–1.04 per year) and any TB symptom (adjusted OR: 3.20, 95%CI: 2.02–5.06) remained significantly associated with being asked to submit sputum for all participants. In the individual symptoms multivariable model presence of cough (both under and over 2 weeks duration) was the only symptom still significantly associated with request for sputum (cough < 2 weeks adjusted OR 3.43, 95%CI: 2.23–5.28, chronic (≥2 weeks) cough adjusted OR: 3.71, 95%CI: 2.10–6.56) (Table 2).

On stratification by HIV status all these factors remained significantly associated for HIV-negative participants, but only the presence of any TB symptom (OR: 8.24, 95%CI: 1.08–37.68, adjusted OR: 8.18, 95%CI: 1.85–36.21) and chronic cough (OR: 10.84, 95%CI: 3.66–32.09, adjusted OR: 13.06, 95%CI: 3.69–46.28) were significantly associated with request for sputum amongst PLHIV (Table 3).

Sputum test throughput and capacity

If all patients clinically indicated for a TB test did submit sputum (445/44% [percentage completing exit interview] = 1011 over the 78 working days of the study) that would result in ~ 26 sputum samples on each working day (13 patients a day, each with two samples). The clinic laboratory has one GeneXpert machine to process TB samples, with a maximum throughput of 8–12 samples a day (4 samples per cartridge with 2 h run time plus preparation).

Discussion

This study found that same day sputum submission for TB testing following all steps of the diagnosis cascade was achieved for only 4.7% of participants among whom sputum testing was indicated according to Malawi national guidelines, with patients lost at every stage of the TB diagnosis care cascade. Failure to request sputum by clinicians despite elicited symptoms led to the biggest

single gap in the diagnosis care cascade, followed by not asking about symptoms. This suggests that: interventions focusing on health worker behaviour may have the greatest potential for retaining presumptive TB patients within the diagnosis cascade; there appears to be inconsistent application of guidelines and infection control practices; and that we must formalise and strengthen reporting on the early steps in the TB care cascade. Additional important epidemiological groups such as men [1] should be given equal priority to PLHIV within national TB guidelines. However, if guideline adherence is improved, novel high-throughput triage testing approaches will also be needed to reach the required capacity.

Adherence to sputum-request guidelines in 4.7% (21/445) of patients sits at the bottom of the range (4–84%) identified in a recent systematic review [18]. When taken together with a TB treatment initiation rate of 85–94% [25] and TB treatment success rate of 82% in Malawi [19], our data suggests that the overall TB cascade in Malawi is more similar to that for India than that for South Africa. In India gap 1 (did not access a TB diagnostic test) accounted for 50% of all patient losses, whereas in South Africa, low treatment success led to the largest gap in the cascade [9, 13, 16].

To reduce these substantial gaps in accessing TB tests a multi-faceted approach is required to identify logistical barriers and change health worker behaviours. Facility-based screening relies on health worker behaviour (asking about symptoms and requesting sputum) which leads to the biggest gaps and therefore offers the greatest potential for improvement. Suspicion of malaria or bacterial investigations may contribute to not requesting sputum [26] but further investigation is needed to confirm what structural factors drive health worker behaviour.

This study demonstrates a low level of adherence to National TB Programme guidelines. This is the case

Table 3 Univariable and multivariable associations with being asked to submit sputum by HIV status

	HIV-positive n = 248				HIV-negative n = 1782			
	Univariable		Multivariable		Univariable		Multivariable	
	OR (95% CI)	P value	aOR (95% CI)	P value	OR (95% CI)	P value	aOR (95% CI)	P value
Sex	1.15 (0.40–3.29)	0.801	1.08 (0.35–3.32)	0.891	1.04 (0.67–1.62)	0.867	1.18 (0.74–1.87)	0.485
Age	1.02 (0.98–1.06)	0.394	1.02 (0.98–1.06)	0.383	1.02 (1.01–1.04)	0.001	1.02 (1.01–1.04)	0.008
Previous TB	0.51 (0.11–2.28)	0.367	0.52 (0.11–2.48)	0.413	3.66 (1.67–8.06)	0.001	3.37 (1.45–7.81)	0.005
Any TB symptom†	8.24 (1.80–37.68)	0.001	8.18 (1.85–36.21)	0.006	2.56 (1.56–4.20)	< 0.001	*	*
Cough < 2 weeks	1.28 (0.44–3.72)	0.645	*	*	2.59 (1.68–4.01)	< 0.001	3.16 (1.94–5.13)	< 0.001
Chronic cough‡	10.84 (3.66–32.09)	< 0.001	*	*	2.37 (1.30–4.33)	0.004	2.56 (1.25–5.25)	0.010

† Any TB symptom: cough, or weight loss, or fever, or weight loss

‡ Cough of 14 days or longer

* Multivariable analysis for HIV+ presented for Any TB symptom model, for HIV- presented model includes individual symptoms. Other symptoms (weight loss, fever and night sweats included in model but not presented: no significant relationship on multivariate analysis)

even with groups identified as high risk within both the Malawi and WHO guidelines, such as those who have previously had TB and PLHIV. Health workers operate in challenging conditions with average patient consultation times < 3 min [27], a high turnover of staff and regular supply stock outs [28]. As such, measures undertaken to improve adherence to guidelines and increase the proportion of clinically-indicated patients who access TB tests need to be pragmatic. Strategies such as FAST - Finding TB cases Actively, Separating safely and Treating effectively - [29] are effective in increasing testing and infection control not only for TB but also other respiratory infections. In Malawi, some elements of FAST, such as cough monitors, have been inconsistently implemented, due to limited availability of resources. However, our analysis shows the large gap in cough and symptom enquiry that could be met by universal cough monitors. Implementing strategies such as FAST consistently is critical for all low and middle income countries (LMICs), especially in the midst of the COVID-19 pandemic.

In addition, enhanced monitoring and central collation of data are essential to tracking individual clinic performance. Malawi, as is typical for LMICs, collects and reports comprehensive data on TB case notification and treatment success at clinic level, but only reports the number of TB tests per facility per quarter, without further diagnostic steps. A WHO recommendation to report numbers of screened presumptive TB cases, disaggregated by age, gender and HIV-status globally, would allow greater focus on the earlier steps of the TB care cascade.

Despite TB prevalence in men being over twice as high as among women in LMICs [30] and in Malawi a ratio of male to female cases of 1.5 [1, 19], in our study sex was not associated with being requested to submit sputum. In Malawi, the ratio of prevalent-to-notified cases of TB - an indication of how long patients take to be diagnosed - is 1.5 times higher among men than women [30]. Men should, therefore, be considered as much of a priority group within TB guidelines as PLHIV in countries with a high male-to-female case ratio. Notably, men are less likely than women to seek health care early on in their illness [31], making it critical to manage them efficiently when they do present to a facility.

Finally, if all patients attending the outpatient clinic were screened for TB as per the guidelines, the current Xpert facilities would only be able to process up to a half of the required samples. It is unknown to what extent this lack of diagnostic capacity may influence test decisions among the health workers. If guideline adherence and increased identification of presumptive TB patients is subsequently improved a novel high-throughput approach to triage testing using new diagnostics (e.g.

computer aided diagnostics for X-rays) will also be required for LMICs to increase capacity [32, 33].

Study limitations include the single site nature of this study, limiting generalisability, although the study site is typical of urban primary care clinics in Malawi so likely representative of primary care in the areas with highest TB burden in the country [21]. Due to limited research staff capacity we interviewed only 44% of clinic attendees with men and those with TB symptoms more likely to complete an exit interview (Suppl Table 1), potentially resulting in selection bias and overestimation of the proportion who are clinically-indicated. However, this is mitigated by high participation in those approached. Symptoms, HIV status and testing practices were self-reported, potentially resulting in social desirability bias in measurement of these variables, with HIV-positive status under-reported by up to 40% in Malawi [34] and extensive dual HIV and TB stigma [35]. Although healthcare workers would be dependent on the same self-report of TB symptoms to assess eligibility for sputum testing and the proportions progressing through each step of the diagnosis cascade were similar for all HIV status groups. In addition, 69.5% of patients asked to submit sputum were not clinically-indicated to do so as per our definition and 30.8% of those had no reported TB symptoms at all - it is unknown why sputum was requested from these patients.

Conclusion

Same-day sputum submission for TB testing following all steps of the diagnosis cascade was achieved in only 4.7% of those clinically indicated. Requesting sputum after eliciting symptoms is the key point of the cascade to intervene. Interventions are needed to optimise TB screening guidelines, formalise reporting, increase guideline adherence and improve diagnostic capacity, in order to reduce the most significant gaps early in the TB care cascade and to reach the required testing capacity to meet the WHO End TB goals.

Supplementary Information

The online version contains supplementary material available at <https://doi.org/10.1186/s12879-021-05860-y>.

Additional file 1 Table S1. Characteristics of adult acute clinic attendances by exit interview participation.

Additional file 2.

Abbreviations

TB: Tuberculosis; WHO: World Health Organisation; NTP: National TB Programme; PLHIV: People living with HIV; IPT: Isoniazid preventive therapy; CI: Confidence Interval; OR: Odds Ratio; aOR: Adjusted Odds Ratio; FAST: Finding TB cases Actively, Separating safely and Treating effectively; LMICs: Low and middle income countries

Acknowledgements

Not applicable.

Authors' contributions

Designed the study: PM, HF, ELW, MN, SBS, ELC, HM. Formal analysis: HF, PM, LM, Funding acquisition: PM. Writing - first draft: HF, PM, ELC. Writing - reviewing and editing: HF, PM, ELC, HEDB, ELW, MN, LM, HM, TD, WK, MK, SBS. The author(s) read and approved the final manuscript.

Funding

Wellcome Trust.

PM is funded by Wellcome (206575/Z/17/Z).

ELC is funded by Wellcome (200901/Z/16/Z). ELW received salary funding from the UK Medical Research Council (grant number MR/K012126/1), this award is jointly funded by the UK Medical Research Council (MRC) and the UK Department for International Development (DFID) under the MRC/DFID Concordat agreement and is also part of the EDCTP2 programme supported by the European Union.

Availability of data and materials

The dataset supporting the conclusions of this article is available in the Github repository, <https://github.com/petermacp/tbcascade>.

Ethics approval and consent to participate

Approval was received from the research ethics committees of the College of Medicine, Malawi and Liverpool School of Tropical Medicine. All participants provided written informed consent (or witnessed, thumb-print consent if illiterate).

Consent for publication

Not applicable.

Competing interests

The authors declare that they have no competing interests.

Author details

¹Malawi-Liverpool-Wellcome Trust Clinical Research Programme, Blantyre, Malawi. ²London School of Hygiene & Tropical Medicine, Keppel Street, Bloomsbury, London, UK. ³Helse Nord Tuberculosis Initiative, College of Medicine, University of Malawi, Blantyre, Malawi. ⁴Liverpool School of Tropical Medicine, Liverpool, UK. ⁵University of Liverpool, Liverpool, UK.

Received: 30 October 2020 Accepted: 31 January 2021

Published online: 15 February 2021

References

- World Health Organisation. Global Tuberculosis Report. 2020, 2020.
- World Health Organisation. Global Tuberculosis Report. 2019, 2019.
- World Health Organisation. The End TB Strategy. 2015.
- World Health Organisation. Systematic screening for active tuberculosis. In: Principles and recommendations; 2013.
- Republic of Malawi Ministry of Health. National Tuberculosis Control Programme - Programme Manual. 8th ed. Malawi: Malawi Ministry of Health, Unit CHS; 2018.
- National Tuberculosis LLDLP. Guideline for integrated Tuberculosis, leprosy and lung disease in Kenya. 2017.
- Uganda National Tuberculosis and Leprosy Control Programme MoH, Republic of Uganda. Manual for Management and Control of Tuberculosis and Leprosy. 2017.
- Directorate General of Health Services MoHaFW, Dhaka, Bangladesh. National Guidelines on TB/HIV Management Program Collaboration & Implementation Manual National Guidelines on TB/HIV Management and Program Collaboration and Implementation Manual. 2016.
- Subbaraman R, Nathavitharana RR, Mayer KH, Satyanarayana S, Chadha VK, Arinaminpathy N, et al. Constructing care cascades for active tuberculosis: a strategy for program monitoring and identifying gaps in quality of care. *PLoS Med.* 2019;16(2):e1002754.
- Bain LE, Nkoke C, Noubiap JJN. UNAIDS 90–90–90 targets to end the AIDS epidemic by 2020 are not realistic: comment on "Can the UNAIDS 90–90–90 target be achieved? A systematic analysis of national HIV treatment cascades". *BMJ global health.* 2017;2(2):e000227-e.
- Claassens MM, du Toit E, Dunbar R, Lombard C, Enarson DA, Beyers N, et al. Tuberculosis patients in primary care do not start treatment. What role do health system delays play? *Int J Tuberc Lung Dis.* 2013;17(5):603–7.
- Hanson CL, Osberg M, Brown J, Durham G, Chin DP. Conducting Patient-Pathway Analysis to Inform Programming of Tuberculosis Services: Methods. *J Infect Dis.* 2017;216(suppl_7):S679–S85.
- Subbaraman R, Nathavitharana RR, Satyanarayana S, Pai M, Thomas BE, Chadha VK, et al. The tuberculosis Cascade of Care in India's public sector: a systematic review and meta-analysis. *PLoS Med.* 2016;13(10):e1002149.
- Kim J, Keshavjee S, Atun R. Health systems performance in managing tuberculosis: analysis of tuberculosis care cascades among high-burden and non-high-burden countries. *J Glob Health.* 2019;9(1):010423.
- World Health Organisation. High-priority target product profiles for new tuberculosis diagnostics: report of a consensus meeting. 2014.
- Das J, Kwan A, Daniels B, Satyanarayana S, Subbaraman R, Bergkvist S, et al. Use of standardised patients to assess quality of tuberculosis care: a pilot, cross-sectional study. *Lancet Infect Dis.* 2015;15(11):1305–13.
- Daniels B, Dolinger A, Bedoya G, Rogo K, Goicoechea A, Coarasa J, et al. Use of standardised patients to assess quality of healthcare in Nairobi, Kenya: a pilot, cross-sectional study with international comparisons. *BMJ Glob Health.* 2017;2(2):e000333.
- Divala THL, J.E., Bulterys, M., Lutje, V., Corbett, E. L., Schumacher, S., Macpherson, P. Missed opportunities for diagnosis and treatment in patients with tuberculosis symptoms: a systematic review. PREPRINT (Version 1) available at Research Square [+https://doi.org/10.21203/rs.222742/v1+]. 2020.
- World Health Organisation Global Tuberculosis Report 2018. World Health Organisation; 2018.
- MacPherson P, Webb EL, Laloo DG, Nliwasa M, Maheswaran H, Joekes E, et al. Design and protocol for a pragmatic randomised study to optimise screening, prevention and care for tuberculosis and HIV in Malawi (PROSPECT study). *Wellcome Open Res.* 2018;3:61.
- Law I, Floyd K. National tuberculosis prevalence surveys in Africa, 2008–2016: an overview of results and lessons learned. *Tropical Med Int Health.* 2020; 25(11):1308–27.
- Getahun H, Kittikraisak W, Heilig CM, Corbett EL, Ayles H, Cain KP, et al. Development of a standardized screening rule for tuberculosis in people living with HIV in resource-constrained settings: individual participant data meta-analysis of observational studies. *PLoS Med.* 2011;8(1):e1000391.
- Monk EJM, Kumwenda M, Nliwasa M, Mpunga J, Corbett EL. Factors affecting tuberculosis health message recall 2 years after active case finding in Blantyre, Malawi. *Int J Tuberc Lung Dis.* 2018;22(9):1007–15.
- World Health Organisation. Guidelines for intensified tuberculosis case-finding and isoniazid preventive therapy for people living with HIV in resource constrained settings. 2011.
- MacPherson P, Houben RM, Glynn JR, Corbett EL, Kranzer K. Pre-treatment loss to follow-up in tuberculosis patients in low- and lower-middle-income countries and high-burden countries: a systematic review and meta-analysis. *Bull World Health Organ.* 2014;92(2):126–38.
- Roy M, Muyindike W, Vijayan T, Kanyesigye M, Bwana M, Wenger M, et al. Implementation and operational research: use of symptom screening and sputum microscopy testing for active tuberculosis case detection among HIV-infected patients in real-world clinical practice in Uganda. *J Acquir Immune Defic Syndr.* 2016;72(5):e86–91.
- Sosola A. An assessment of prescribing and dispensing practices in public health facilities of southern Malawi: University of Malawi; 2007.
- Shieshia M, Noel M, Andersson S, Felling B, Alva S, Agarwal S, et al. Strengthening community health supply chain performance through an integrated approach: using mHealth technology and multilevel teams in Malawi. *J Glob Health.* 2014;4(2):020406.
- Barrera E, Livchits V, Nardell E. F-A-S-T: a refocused, intensified, administrative tuberculosis transmission control strategy. *Int J Tuberc Lung Dis.* 2015;19(4):381–4.
- Horton KC, MacPherson P, Houben RM, White RG, Corbett EL. Sex differences in tuberculosis burden and notifications in low- and middle-income countries: a systematic review and meta-analysis. *PLoS Med.* 2016; 13(9):e1002119.
- Chikovore J, Hart G, Kumwenda M, Chipungu GA, Desmond N, Corbett L. Control, struggle, and emergent masculinities: a qualitative study of men's care-seeking determinants for chronic cough and tuberculosis symptoms in Blantyre, Malawi. *BMC Public Health.* 2014;14:1053.

32. Nathavitharana RR, Yoon C, Macpherson P, Dowdy DW, Cattamanchi A, Somoskovi A, et al. Guidance for Studies Evaluating the Accuracy of Tuberculosis Triage Tests. *J Infect Dis.* 2019;220(Supplement_3):S116-s25.
33. Yoon C, Dowdy DW, Esmail H, MacPherson P, Schumacher SG. Screening for tuberculosis: time to move beyond symptoms. *Lancet Respir Med.* 2019;7(3): 202–4.
34. Fishel JD, Bernard Barrère, Sunita Kishor. Validity of data on self-reported HIV status in Malawi and Uganda and implications for measurement of ARV coverage. DHS Methodological Reports.No. 10. . Rockville, Maryland, USA: ICF International; 2014.
35. Chikovore J, Hart G, Kumwenda M, Chipungu G, Desmond N, Corbett EL. TB and HIV stigma compounded by threatened masculinity: implications for TB health-care seeking in Malawi. *Int J Tuberc Lung Dis.* 2017;21(11):26–33.

Publisher's Note

Springer Nature remains neutral with regard to jurisdictional claims in published maps and institutional affiliations.

Ready to submit your research? Choose BMC and benefit from:

- fast, convenient online submission
- thorough peer review by experienced researchers in your field
- rapid publication on acceptance
- support for research data, including large and complex data types
- gold Open Access which fosters wider collaboration and increased citations
- maximum visibility for your research: over 100M website views per year

At BMC, research is always in progress.

Learn more biomedcentral.com/submissions

