

Irena Đokić, Ivana Rašić and Sunčana Slijepčević

# Innovation in the public services at the local and regional level

Veljača • February 2021

Radni materijali EIZ-a • EIZ Working Papers



HR EXCELLENCE IN RESEARCH



ekonomski  
institut,  
zagreb

Br . No EIZ-WP-2101

**Radni materijali EIZ-a  
EIZ Working Papers  
EIZ-WP-2101**

**Innovation in the public services  
at the local and regional level**

**Irena Đokić**

Euro ekspertiza j.d.o.o.  
Novačka 36, 10040 Zagreb, Croatia  
E. idokic@yahoo.com

**Ivana Rašić**

Senior Research Associate  
The Institute of Economics, Zagreb  
Trg J. F. Kennedyja 7, 10000 Zagreb, Croatia  
E. irasic@eizg.hr

**Sunčana Slijepčević**

Senior Research Associate  
The Institute of Economics, Zagreb  
Trg J. F. Kennedyja 7, 10000 Zagreb, Croatia  
E. ssljepcevic@eizg.hr

[www.eizg.hr](http://www.eizg.hr)

Zagreb, February 2021

**IZDAVAČ / PUBLISHER:**

Ekonomski institut, Zagreb / The Institute of Economics, Zagreb  
Trg J. F. Kennedyja 7  
10 000 Zagreb  
Hrvatska / Croatia  
T. +385 1 2362 200  
F. +385 1 2335 165  
E. eizagreb@eizg.hr  
www.eizg.hr

**ZA IZDAVAČA / FOR THE PUBLISHER:**

Tajana Barbić, ravnateljica / director

**GOST UREDNIK / GUEST EDITOR:**

Ivan Damir Anić

**UREDNIŠTVO / EDITORIAL BOARD:**

Ivan-Damir Anić  
Tajana Barbić  
Antonija Čuvalo  
Ivica Rubil  
Sunčana Slijepčević  
Paul Stubbs  
Marina Tkalec  
Maruška Vizek

**LEKTURA / LANGUAGE EDITING:**

Tamara Banjeglav

**IZVRŠNA UREDNICA / EXECUTIVE EDITOR:**

Tamara Banjeglav

**TEHNIČKI UREDNIK / TECHNICAL EDITOR:**

Vladimir Sukser

e-ISSN 1847-7844

Stavovi izraženi u radovima u ovoj seriji publikacija stavovi su autora i nužno ne odražavaju stavove Ekonomskog instituta, Zagreb. Radovi se objavljuju s ciljem poticanja rasprave i kritičkih komentara kojima će se unaprijediti buduće verzije rada. Autor(i) u potpunosti zadržavaju autorska prava nad člancima objavljenim u ovoj seriji publikacija.

Views expressed in this Series are those of the author(s) and do not necessarily represent those of the Institute of Economics, Zagreb. Working Papers describe research in progress by the author(s) and are published in order to induce discussion and critical comments. Copyrights retained by the author(s).

# Contents

---

Abstract	5
<b>1 Introduction</b>	<b>7</b>
<b>2 Innovation in the public sector</b>	<b>8</b>
<b>3 Methodology, data, and results</b>	<b>9</b>
3.1 Sample description	9
3.2 Barriers to innovation: Data analyses, results, and discussion	11
<b>4 Conclusion</b>	<b>16</b>
References	19
Appendix	22

---



---

## Innovation in the public services at the local and regional level

---

### **Abstract:**

Awareness of the importance of innovation in the public sector is increasing. It should create added public value to the citizens and the society. Public sector innovation is a challenge, but it is also increasingly recognized as a solution to growing budgetary pressures. The paper explores the implementation of innovation in public services at the local level in Croatia. Most of the research conducted so far explores the role of the private sector in the implementation of innovation in the public sector. The objective of this paper is to analyse results of a survey that has been conducted on a sample of representatives of local and regional government in Croatia (big cities and counties) and representatives of local action groups (LAGs) and local/regional development agencies (LRDAs) to examine the ability of Croatian local and regional public sector to innovate and identify the barriers that may hinder the process of introduction and implementation of this innovation. It, thus, explores the main barriers for the implementation of innovative activities at the local level from the perspective of different local actors. The results show that three factors that hinder the process of introducing innovation into the Croatian public sector are competence-related obstacles, bureaucratic barriers, and funding difficulties.

**Keywords:** innovations, public sector, post-transition, local and regional government

**JEL classification:** H83, H75, O3

---

## Inovacije u javnom sektoru na lokalnoj i regionalnoj razini

---

### **Sažetak:**

U posljednje vrijeme sve više raste svijest o važnosti inovacija u javnom sektoru. Inovacije u javnom sektoru izvor su dodane vrijednosti građanima i društvu, s jedne se strane prepoznaju kao izazov, a s druge strane kao rješenje za rastuće proračunske pritiske. Dok većina dosad objavljenih radova ispituje ulogu privatnog sektora u provedbi inovacija u javnom sektoru, u ovom se radu istražuje provedba inovacija u javnom sektoru na lokalnoj i regionalnoj razini u Hrvatskoj. Cilj rada je ispitati sposobnost hrvatskog lokalnog i regionalnog javnog sektora za uvođenje i provedbu inovacija te utvrditi prepreke koje mogu ometati taj proces iz perspektive različitih lokalnih aktera. Analiza se temelji na rezultatima anketnog ispitivanja provedenog na uzorku predstavnika lokalne i regionalne samouprave u Hrvatskoj (veliki gradovi i županije), predstavnika lokalnih akcijskih grupa (LAG) i lokalnih/regionalnih razvojnih agencija. Rezultati ukazuju na tri čimbenika koja ometaju proces uvođenja i provedbe inovacija u hrvatskom javnom sektoru: prepreke vezane uz kompetencije, birokratske prepreke te poteškoće vezane uz financiranje procesa uvođenja i provedbe inovacija.

**Glavne riječi:** inovacije, javni sektor, post-tranzicija, lokalna i regionalna uprava

**JEL klasifikacija:** H83, H75, O3



# 1 Introduction

---

Innovation can contribute to efficiency of the public sector through cost reduction and improved quality of services. Although it is commonly believed that the public sector has far less innovation than the private sector, some authors argue that there are many cases of innovations in the public sector, but that most of them are triggered by a crisis or by one or a small group of employees, and that there is no consistent approach (Eggers and Singh, 2009). Usually, public sector innovation is observed as a response to growing budgetary pressures and new demands of the society (European Commission, 2012). The European Commission has been constantly searching for the ways to improve the delivery of public services across EU member states and candidate countries in the most efficient and transparent way.

The goal of this paper is to explore the main barriers for the implementation of innovative activities at the local level from the perspective of different local actors. The paper is based on the data collected with the use of a survey.

Most of the studies on innovation in the public sector conducted so far focus on public administration (Bugge et al., 2011; European Commission (EU Innobarometer); Hughes et al., 2011; Arundel, 2014). The contribution of this paper is that it explores barriers to public sector innovation for local and regional self-government units, but from the perspective of representatives of local and regional government (big cities and counties), local development agencies and local action groups, which should contribute to networking of local stakeholders in implementing projects relevant for local development. In addition, this paper aims to offer new insights about public sector innovation in post-transitions countries. Thus, the paper focuses on public sector innovation in Croatia. Despite being a small country, Croatia, as a member of the European Union, can use EU funds to carry out public sector innovation projects. However, Croatia is one of the European countries on which the 2008 financial crisis had a very long impact, especially on the state of local finances, which may be a limitation but also an impetus for implementing innovation. In this paper we investigate if there is heterogeneity between local and regional government units and local development agencies and local action groups at the level of innovations and if so, what barriers they face.

The paper is structured as follows: after introductory remarks, section 2 presents literature review on public sector innovations and provides data about expenses for this purpose across Europe. Section 3 describes methodology and data sources. The empirical results are presented in section 4, which is followed by a conclusion in the last section.



## 2 Innovation in the public sector

---

In the last half of century, innovation-related research has become increasingly prevalent in literature. However, it is still mostly related to innovative activities of private sector enterprises, while only in recent years has the number of research related to innovation in the public sector increased. In many cases, public sector innovation is viewed through the prism of the private sector (Bugge and Bloch, 2016), but even though the use of technologies and novelties developed by the private sector is an important part of public sector innovation, it is also important that the public sector drives its own innovation process (Koch and Hauknes, 2005). However, many public sectors made only sporadic efforts to stimulate innovations (Eggers and Singh, 2009).

Public sector innovation is a challenge, but it is increasingly being recognized as a solution to growing budgetary pressures (European Commission, 2012). Beside lower resources, political motivation and increased public demand have been the main drivers of the public sector innovations, while rewards for innovators are also, to some extent, contributing to innovations (European Commission, 2012). The interest in innovation in the public sector is growing due to the expected benefits in the form of increased efficiency and provision of better, quicker, and cheaper services to citizens (Koch and Hauknes, 2005, European Commission, 2012). The public sector supports private sector innovation, either through co-financing or through investment in research in areas where there is no private sector interest, due to the high risk and uncertainty in the result (Bason, 2013). Usually, there is a difference in understanding what innovation is - is it politically driven reform or should the term public sector innovations be understood more narrowly (European Commission, 2012). According to Bason (2013: 5) public sector innovation can be defined as “(...) the process of generating new ideas and implementing them to create value for society, covering new or improved processes (...)” and services. OECD/Eurostat (2018: 20) defines innovation as “a new or improved product or process (or combination thereof) that differs significantly from the unit’s previous products or processes and that has been made available to potential users (product) or brought into use by the unit (process).” Innovation can mean the development of new technologies, products and services or the development and change in the management and processes.

Innovation in the public sector has been analysed in Spain (Rangel and Galende, 2010), Australia (Demircioglu and Audretsch, 2017; Arundel and Huber, 2013, Arundel et al., 2016), the UK (Mulgan, 2007), Sweden (Knutsson and Tomasson, 2014), and comparatively in several European countries (European Commission, 2011; Rivera León et al., 2012; Bugge and Bloch, 2016; Abramovsky et al., 2009; Arundel et al., 2015; Vigoda-Gadot et al., 2008). Analysis of innovative activities of the public sector in six countries (Denmark, Finland, Iceland, Norway, Sweden, and the UK) observed by Bugge and Bloch (2016) shows that public sector organizations consider incremental changes as an

important part of innovative activities in the public sector. The same is confirmed by Mulgan and Albury (2003) for the UK. Abramovsky et al. (2009) investigated public financial support for innovative activities in France, Germany, Spain, and the UK and showed that public financial support is positively related to undertaking collaborative innovation, particularly co-operation with universities and public sector research institutions. Knutsson and Tomasson (2014) at the example of innovation in public procurement process in Sweden showed that size of the local authorities is not a limitation for innovation. Vigoda-Gadot et al. (2008) investigated managers' perceptions towards public sector innovation in eight European countries during the 2003-2005 period and showed that there was a positive link among the level of innovation and responsiveness, leadership and vision, and citizens' satisfaction represented by healthcare and social services. Arundel et al. (2015) used factor and cluster analysis to identify different innovation methods used by public sector agencies in Europe in 2010 and concluded that around one third of agencies in Europe had active management support for innovation and development of innovative ideas, 35 percent of them tried to overcome innovation barriers by drawing on external sources for good ideas and 30 percent of them were policy dependent agencies which innovate only as a political response to new laws and regulations and the like.

---

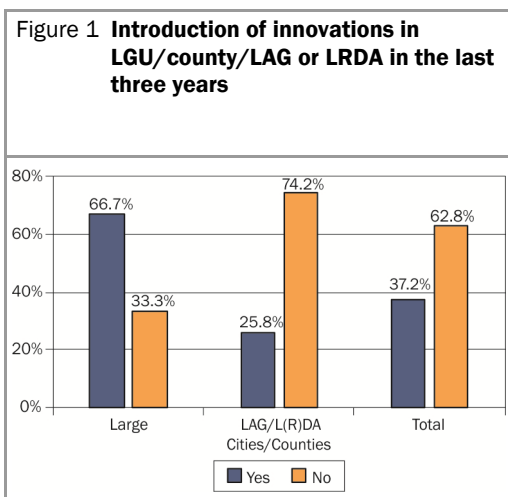
## **3 Methodology, data, and results**

### **3.1 Sample description**

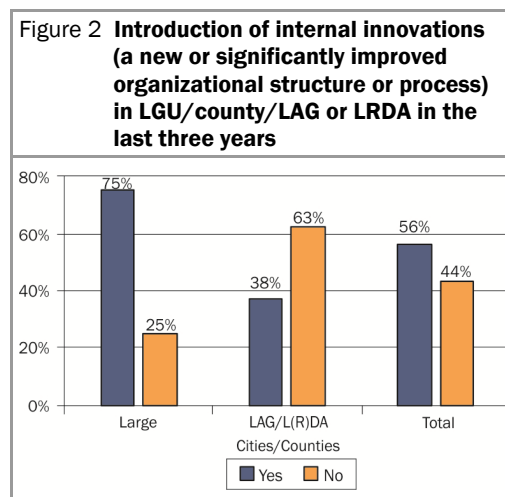
This paper presents an overview of public sector innovation implementation and barriers to public sector innovation at the local and regional government levels in Croatia, as revealed by an online survey carried out from July until September 2019. The study aimed at gathering perceptions of public officials (employed in big cities and counties) and representatives of local and regional development agencies (LRDAs), as well as of local action groups (LAGs), regarding the implementation of public innovations and barriers which may hinder that process. The research is based on the entire population of large Croatian cities, 21 counties, and local and regional development agencies, and local action groups.

Frame 1. LAG is an original and important element of the LEADER approach with the task of creating and implementing local development strategies, making decisions on the allocation of available funds, and management of the funds. One of the important tasks performed by LAG is preparation of a local development strategy and operating the local development plan. Most commonly, LAG stakeholders include representatives of local self-government and public institutions, trade/professional organisations, and unions (agriculturists, small enterprises and other activities), associations (environmental protection, cultural service provision, community development, women, youth etc.), development agencies, etc. LAG area – a rural area with the population between 5,000 and 150,000, including small towns and those with less than 25,000 inhabitants.

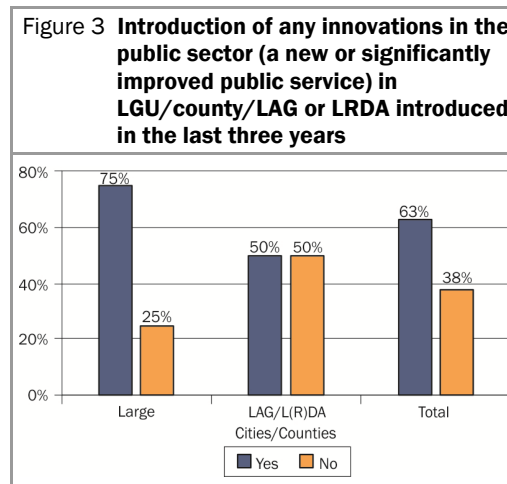
The survey data were analysed using SPSS 19.0 statistical application software. The largest percentage of the respondents were representatives of LAGs and LRDA (76.6%), followed by representatives of local government units (LGUs) and regional government (counties) (23.4%). More than a third of respondents said that their county/LGU/LAG/LRDA had introduced some innovations during the last three years, though nearly two-thirds (62.8%) said their institution had not done that. Local and regional government units (cities and counties) are more than twice as likely to have introduced some innovations as an LAG or an LRDA. Ten out of 16 respondents (62.5%) whose institution had introduced innovations said that their organization introduced some internal innovations during the last three years. Nine out of 16 respondents (56.3%) whose institution had introduced innovations said that their organization had introduced some innovations in the public sector (a new or significantly improved public service).



Source: Authors' calculation based on survey results.



Source: Authors' calculation based on survey results.



Source: Authors' calculation based on survey results.

The largest share of respondents who reported that their LGU/county/LAG/LRDA had introduced some innovations (62.5%) indicated that their LGU/ county/LAG received financial support from the European Union to implement innovations in the public sector. Around one third, i.e., 31.3% of them reported that they received financial support from the local government and 43.8% from state authorities (ministries, state agencies). However, according to the majority of respondents, in all three cases, the amount of support received was usually low and insufficient to finance the overall process of introduction and implementation of innovation.

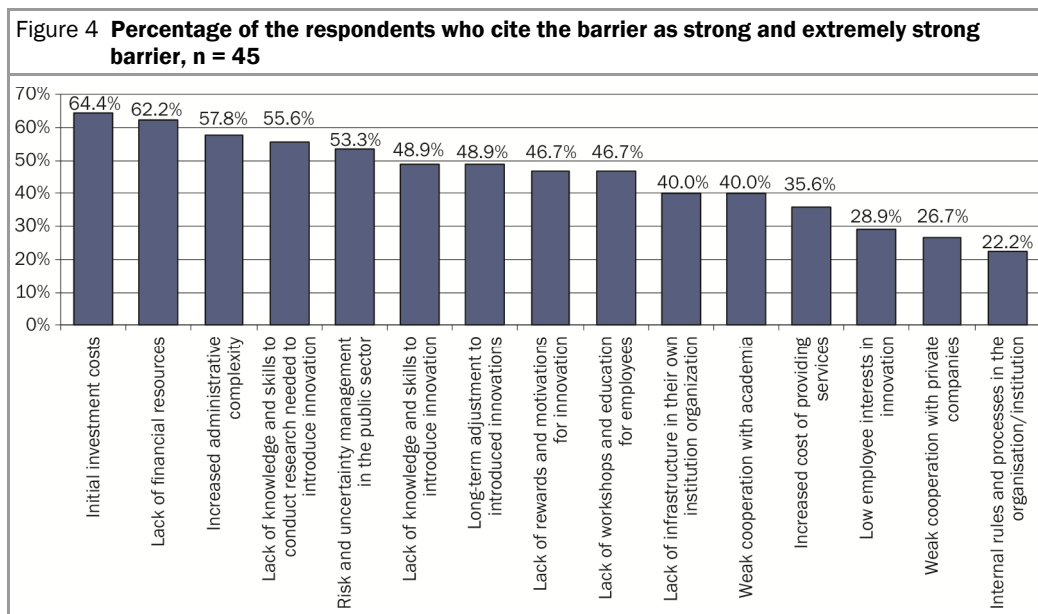
### 3.2 Barriers to innovation: Data analyses, results, and discussion

To get a better understanding of the main internal barriers to innovation in the public sector, respondents were asked to assess 15 claims regarding potential barriers on a 5-point Likert scale ranging from “not a barrier” to “an extremely strong barrier”. The selection of the barriers to be used in the survey was made after a review of literature, so the considered barriers included:

1. *lack of financial resources;*
2. *internal rules and processes in the organisation/institution;*
3. *lack of knowledge and skills to introduce innovation;*
4. *lack of knowledge and skills to conduct research needed to introduce innovation;*
5. *lack of workshops and education for employees;*
6. *low employee interests in innovation;*
7. *lack of infrastructure in their own institution/organization;*
8. *weak cooperation with private companies;*
9. *weak cooperation with the academia;*

10. *risk and uncertainty management in the public sector;*
11. *lack of rewards and motivations for innovation;*
12. *initial investment costs;*
13. *increased administrative complexity;*
14. *long-term adjustment to introduced innovations;*
15. *increased cost of providing services.*

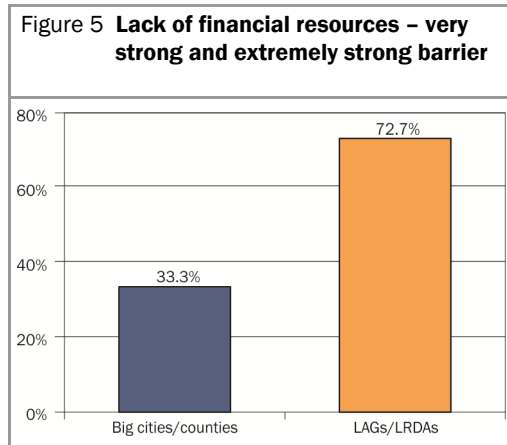
Methodologies used to perform the analysis were as follows: first, descriptive statistics - percentage frequency analysis to estimate the most relevant barriers to public innovation; second, Chi-squared tests to estimate differences in perception of barriers to innovation according to the type of institution of respondents, and third, factor analysis (principal component analysis) to identify main groups of barriers to innovation. Going into somewhat more detail on internal barriers to public innovation, Figure 4 shows how the variables *initial investment costs*, *lack of financial resources* and *increased administrative complexity* are emphasized as the three strongest barriers to innovation in the public sector. On the other hand, variables *internal rules and processes in the organisation/institution*, *weak cooperation with private companies* and *low employee interests in innovation* are regarded as being of less importance as barriers to public innovation (no barrier or weak barrier).



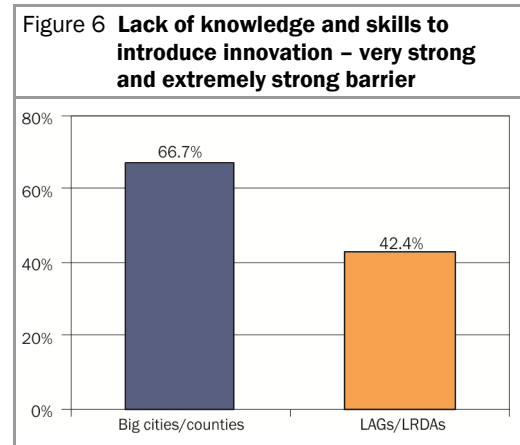
Source: Authors' calculation based on survey results.

It is interesting to analyse whether there are differences in the perception of the importance of given barriers between the respondents coming from big cities and counties (representatives of local and regional self-government) and respondents coming from LAGs and LRDA. For this purpose, the chi-square test was applied. Statistically significant differences between two groups of respondents were found in the rating of the importance

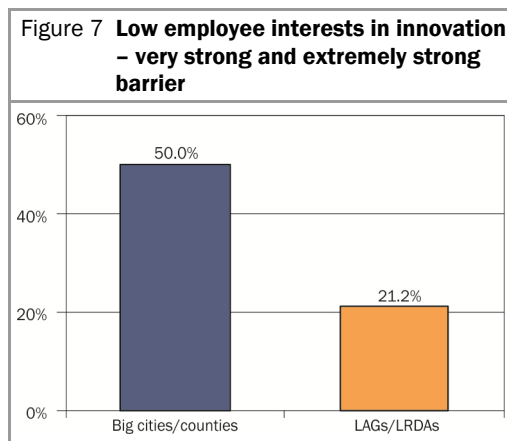
of the five barriers. Those are: *lack of financial resources* ( $p < 0.05$ ), *lack of knowledge and skills to introduce innovation* ( $p < 0.05$ ), *low employee interests in innovation* ( $p < 0.05$ ), *initial investment costs* ( $p < 0.01$ ) and *increased costs of providing services* ( $p < 0.06$ ), (see Figures 5 – 9). The test and details as shown in Table 5 in the Appendix yielded significant similarity or common responses by both groups of respondents for the remaining 10 barriers.



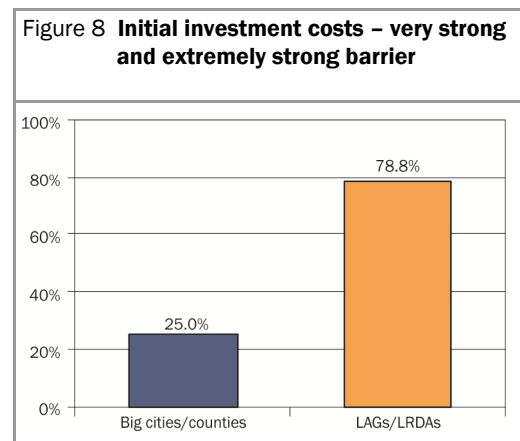
$\chi^2=7.958$   
 $p=0.0469$   
 Source: Authors' calculation based on survey results.



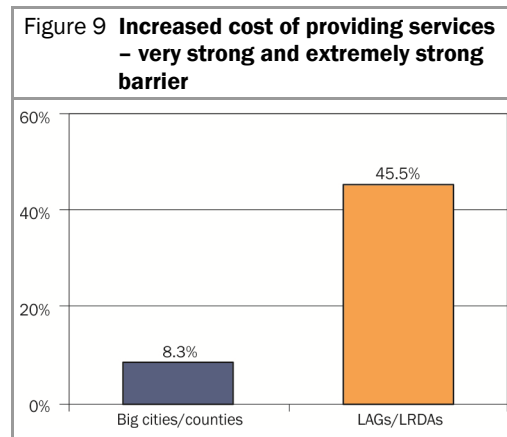
$\chi^2=11.399$   
 $p=0.0224$   
 Source: Authors' calculation based on survey results.



$\chi^2=12.151$   
 $p=0.0163$   
 Source: Authors' calculation based on survey results.



$\chi^2=15.257$   
 $p=0.0042$   
 Source: Authors' calculation based on survey results.



$$\chi^2=7.771$$

$$p=0.0510$$

Source: Authors' calculation based on survey results.

The respondents coming from LAGs and LRDA most often indicate *lack of financial resources* and *initial investment costs* as very strong or extremely strong barrier to public sector innovations. They also consider *increased cost of providing services* to be a stronger barrier than the respondents coming from LGUs (big cities) and counties. The *lack of financial resources* is a major and extremely important barrier to innovation for as many as 72.7% of LAG respondents. By contrast, only one third (33.3%) of respondents from local and regional self-government units cite this barrier as important and extremely important. As shown in Figure 5, 78.8% of the respondents from LAGs and LRDA consider *initial investment costs* as a very and extremely strong barrier, while only 25% of respondents coming from big cities and counties perceive the same. Research has shown that shortage of financial resources or budget constraints that make it difficult for public institutions to carry out innovative activities is also a problem in Belgium, France, Lithuania, Romania, and Slovakia (European Commission, 2012). This problem is particularly pronounced in times of a financial crisis.

*Increased cost of providing services* is rated as a very strong barrier by 45.5% of respondents coming from LAGs versus only 8.3% of respondents coming from LGUs and counties. On the other hand, the *lack of knowledge and skills to introduce innovation* and *low employee interests in innovation* were rated significantly stronger by the respondents coming from big cities and counties. As many as 66.7% of them cited *lack of knowledge and skills to introduce innovation* as a very strong and extremely strong barrier compared to 42.4% of the respondents coming from LAGs and LRDA. Research shows that some other countries are also facing this problem. Research investigating the likelihood of innovative activities in Australia showed that motivation to improve performance and providing opportunities for experiments were important for achieving innovation in the public sector (Demircioglu and Audretsch, 2017). Education and training proved to be as important internal drivers of

public sector innovation in Belgium, Bulgaria, France, Italy, the Netherlands, Romania, and Slovakia as well (European Commission, 2012).

50% of the respondents from big cities and counties mentioned *low employee interests in innovation* as a very and extremely important barrier by, while only 21.2% of the respondents from LAGs think the same. This indicates that there is a significantly greater interest of LAG and LRDA employees in introducing and implementing innovation than of employees in bigger cities and counties.

In the next step, factor analysis was conducted to identify main groups of barriers to public innovation. 12 items were used as input variables (three barriers that are considered as less important were excluded from the analysis). Before using the items from the questionnaire, it was necessary to test the validity and reliability of the questionnaire. The questionnaire is stated reliable if the value of Cronbach's alpha is larger than 0.6 (Griethuijsen et al., 2014). The result of validity and reliability analysis is shown in Table 1.

Table 1 <b>Validity and Reliability Test of Questionnaire</b>	
Cronbach's Alpha	No. of items
0.859	12

Source: Authors' calculation based on survey results.

Since no prior hypothesis is made about the number and name of factors, explorative factor analysis is used. A suitability for using the factor analysis was examined by The Kaiser-Meyer-Olkin (KMO) measure of sampling adequacy and by Bartlett's test of sphericity. The Kaiser-Meyer-Olkin measure of sampling adequacy was 0.678, above the commonly recommended value of 0.600 (Hair et al., 2010). Bartlett's test of sphericity (test of at least one significant correlation between two of the studied items) was also significant ( $\chi^2(36) = 197.433, p < .01$ ), so it is considered that the correlation matrix is not an identity matrix (Hair et al., 2010). Given these overall indicators, factor analysis was regarded as suitable with all 12 items/questions.

Table 2 <b>KMO and Bartlett's Test</b>		
<b>Kaiser-Meyer-Olkin Measure of Sampling Adequacy</b>		<b>0.715</b>
Bartlett's Test of Sphericity	Approx. Chi-Square	267.016
	Df	66
	p-value	0.000

Source: Authors' calculation based on survey results.

The following step in factor analysis is factor extraction. The method used as factor extraction in this research is principal component analysis (PCA). There are 12 initial



components/factors or input variables. For selecting the number of factors, the eigenvalue criterion was used according to which the number of factors selected is the number of factors that have eigenvalue equal or larger than 1. According to the first unrotated solution, almost all variables have the highest loading factor in component 1. For this reason, it was desirable to perform factor rotation. Factor rotation allows the variance to be redistributed from the factors that are first in order to those that come later. Factor rotation method used in this research is orthogonal rotation, which is *varimax*. Three items were eliminated (Q9, Q10 and Q15) because they did not meet the minimum criterion of having a primary factor loading (how much a factor explains a variable) of 0.6 or above.

	<b>Component</b>		
	<b>F1</b>	<b>F2</b>	<b>F3</b>
Q5.5	<b>0.862</b>	-0.022	0.296
Q5.4	<b>0.807</b>	0.431	-0.142
Q5.3	<b>0.768</b>	0.391	-0.280
Q5.7	<b>0.753</b>	0.177	0.200
Q5.13	0.005	<b>0.877</b>	0.090
Q5.14	0.318	<b>0.795</b>	0.016
Q5.11	0.366	0.583	0.113
Q5.12	0.068	0.145	<b>0.914</b>
Q5.1	0.061	0.011	<b>0.880</b>
% of variance	31.052	23.693	20.635

Source: Authors' calculation based on survey results.

The factor loading matrix for this final solution is presented in Table 3. The factor analysis showed that the surveyed barriers to innovation can be clustered into three barrier factors (Table 3). Factor 1 (“problems in the areas of organisation, knowledge and skills”) combines competence-related obstacles: lack of infrastructure, lack of relevant knowledge and skills, lack of educational programmes for employees. Factor 2 (“bureaucratic barriers”) comprises barriers to innovation, due to administrative complexity, long process of adaptation to innovation, lack of rewards and motivations for innovation. Factor 3 clusters the barriers to innovation into “funding difficulties and high innovation costs” and internal or external funding difficulties. Here, the high innovation costs are associated with high commercial risk and lack of relevant information. The proportion of variance in the sample explained by the factor analysis was 75.4%.

## 4 Conclusion

This research aimed to identify the barriers to innovation that influence the innovative process in Croatian LGUs (i.e., big cities) and counties, as well as in local action groups and local and regional development agencies. The identification of barriers to innovation is

essential to understand the process of innovation in the public sector and to be able to overcome these barriers (D'Este et al, 2012), and it is therefore crucial to study the factors that hinder the innovation process. The analysis suggests that the most important barriers to innovation in the public sector perceived in the study are *increased administrative complexity*, *initial investment costs* and *lack of financial resources*. Different barriers to innovation predominate in two observed groups, with financing problems affecting primarily LAGs and LRDAAs, and lack of human capacities affecting primarily LGUs (bigger cities) and counties. According to the conducted analysis, it is concluded that there are three factors that hinder the process of innovation introduction in the Croatian public sector (local and regional level). The three factors are: problems in the areas of organisation, knowledge, and skills; bureaucratic barriers, and funding difficulties and high innovation costs.

During the last 15 to 20 years, a lot of investment in increasing administrative capacities of the Croatian administration has already been made predominantly through EU sources of funding to respond to the EU requirements, and further supplemented by often limited national, regional, and local financial support. Investing in administrative capacities is a process that commonly results in expected effects/impacts in rather medium to long-run term and produces multiplier effects in performance of the administration at various levels and in various sectors of operation. In other words, e.g., one capacity building measure may add value to public administration service, horizontally and/or vertically. The cost of investing in human capacities is usually much lower than investing in hard infrastructure, so closing the financial gap could be more easily overcome.

Introducing innovations in public services is a part of the EU Next Generation package for the period 2021 – 2027. The European Commission has been constantly searching for the ways to improve the delivery of public services across the EU member states and candidate countries, in the most efficient and transparent way. The EU Next Generation is focused on two key areas: how to make Europe greener, and how to make Europe more digitalised? In that sense, both areas are interesting for promoting and endorsing public sector innovations. Modernisation of the public sector is expected to be achieved through investments in the area Research and Innovation that will be financed via Horizon Europe, while Fair Climate and Digital Transitions will be financed via the Just Transition Fund and the Digital Europe Programme. This represents an opportunity for Croatian units of local (regional) self-government to prepare, in cooperation with the scientific-research community, project proposals addressing innovations in the public sector and to search for funding opportunities within the mentioned EU programmes. In addition to them, the Recovery and Resilience Plan would address the needs of various levels of the public administration, as a response to the crisis caused by COVID-19 pandemic. It may be assumed that innovative public administration units would be in a better position when it comes to prioritising allocation of the EU funding.

Younger generations and youth in general proved to be technologically agile and more inclined to innovations as they in general welcome innovative solutions easier than adults. Having this in mind, the government authorities should seek to better include youth in the public sector domain through various projects and programmes and to open themselves to their ideas and initiatives which sometimes cross conventional approaches to problem solutions. This may represent an additional opportunity to increase their interests in research and innovation in general, and in the public sector functioning in particular.

Public sector innovations in Croatia have been recognised in the draft of the Croatian National Development Strategy<sup>1</sup> (NDS), which is also relevant for its future. One of the development paths determined in the NDS is Green and Digital Transition, which is further elaborated into strategic goals. Digital Transition of Society and Economy is one of the strategic goals within which, among others, the following priority areas of public policies are identified: Digital Transition of Economy, Digitalisation of Public Administration and Justice and Development of Digital Competences and Digital Working Places. The NDS provides a framework in which innovations/digitalisation are recognized as highly important fields of investment and implementation of measures (activities, programmes, projects) would lead to the improvement of the current state of the art.

The results of this research show that there is a significant room for improvement in the public sector innovation domain. The mechanisms and tools that will soon be at Croatia's disposal represent a unique opportunity to address these challenges and transform the Croatian public administration into a more efficient, credible, and innovation driven provider of public services.

---

<sup>1</sup> <https://hrvatska2030.hr/> (accessed on 20 December, 2020).

## References

---

- Arundel Anthony, Bloch Carter, Ferguson Barry, 2019, Advancing innovation in the public sector: Aligning innovation, measurement with policy goals, *Research Policy*, 48, 789–798.
- Arundel, A. and Huber, D. 2013. From too little to too much innovation? Issues in measuring innovation in the public sector. *Structural Change and Economic Dynamics*, 27, 146–159.
- Arundel, A., Bowen-Butchart, D., Gatenby-Clark, S., Goedegebuure, L., 2016. Management and Service Innovations in Australian and New Zealand Universities. LH Martin Institute, University of Melbourne.
- Arundel, A., Casali, L., Hollanders, H., 2015. How European public sector agencies innovate: the use of bottom-up, policy-dependent and knowledge-scanning innovation methods. *Research Policy* 44, 1271–1282.
- Arundel, A., Es-Sadki, N., Hollanders, H., 2014. Community Innovation Survey: Final Report. Report Prepared As Part of the Requirements for the Contract: Eurostat No. 06162.2013.002-2013.428. Eurostat, Luxembourg.
- Arundel, A., Huber, D., 2013. From too little to too much innovation? Issues in monitoring innovation in the public sector. *Struct. Chang. Econ. Dyn.* 27, 146–149.
- Bason, Christian 2013. Powering European Public Sector Innovation: Towards A New Architecture, Report of the Expert Group on Public Sector Innovation, European Commission, doi: 10.2777/51054, [https://ec.europa.eu/research/innovation-union/pdf/psi\\_eg.pdf](https://ec.europa.eu/research/innovation-union/pdf/psi_eg.pdf).
- Bloch, C., Bugge, M., 2013. Public sector innovation – from theory to measurement. *Struct. Chang. Econ. Dyn.* 27, 133–145.
- Bugge, M., Bloch, C., 2016. Between bricolage and breakthroughs – framing the many faces of public sector innovation. *Public Money Manag.* 36, 281–288.
- Bugge, M., Coenen, L., Branstad, A., 2018. Governing socio-technical change: orchestrating demand for assisted living in ageing societies. *Sci. Public Policy* 45(4), 468–479.
- Bugge, M., Mortensen, P.S., Bloch, C., 2011. Measuring Public Innovation in Nordic Countries: Report on the Nordic Pilot Studies, Analyses of Methodology and Results. NIFU Report 40/2011. Oslo.
- de Vries, H., Tummers, L., Bekkers, V., 2018. The diffusion and adoption of public sector innovations: a meta-synthesis of the literature. *Perspect. Public Manag. Gov.* 1 (3), 159–176.

Demircioglu, M.A. and Audretsch, D. B. 2017. Conditions for innovation in public sector organizations, *Research policy*, 46, 1681-1691.

Eggers, W.D. and S.K.Singh 2009. The public innovator's playbook: Nurturing bold ideas in government, Deloitte, <https://www2.deloitte.com/content/dam/Deloitte/global/Documents/Public-Sector/dttl-ps-public-innovators-playbook-08082013.pdf>.

European Commission 2012. Trends and Challenges in Public Sector Innovation in Europe, INNO POLICY TRENDCHART, Thematic Report 2012 under Specific Contract for the Integration of INNO Policy TrendChart with ERAWATCH (2011-2012), <http://ec.europa.eu/DocsRoom/documents/13181/attachments/1/translations>.

European Commission 2016. Innobarometer 2016 – EU business innovation trends, Flash Eurobarometer 433 – TNS Political & Social, European Union.

European Commission, 2011. Innobarometer 2010: Analytical Report Innovation in Public Administration (Flash Eurobarometer 305). DG Enterprise. Brussels.

European Commission, 2018. EU Research & Innovation for and with Cities, Yearly Mapping Report, Luxembourg: Publications Office of the European Union.

Griethuijzen, R. A. L. F., Eijck, M. W., Haste, H., Brok, P. J., Skinner, N. C., Mansour, N., et al. 2014. Global patterns in students' views of science and interest in science. *Research in Science Education*, 45(4), 581–603.

Hair J, Anderson R, Tathan R and Black W. 2010. *Multivariate Data Analysis Seventh Edition*, New Jersey: Prentice Hall.

Hans Knutsson & Anna Thomasson 2014 Innovation in the Public Procurement Process: A study of the creation of innovation-friendly public procurement, *Public Management Review*, 16(2), 242-255, DOI: 10.1080/14719037.2013.806574

Koch, P. and Hauknes, J. 2005. Innovation in the Public Sector. Report No. D20 (NIFU STEP).

Koch, P. and Hauknes, J. 2005. On Innovation in the Public Sector — Today and Beyond, PUBLIN Project on Innovation in the Public Sector, Report no. D20, Oslo: Nifu Step.

Lorena Rivera León, Paul Simmonds and Laura Roman, 2012. Trends and Challenges in Public Sector Innovation in Europe, Thematic Report 2012 under Specific Contract for the Integration of INNO Policy TrendChart with ERAWATCH (2011-2012), Inno Policy Trendchart, European Commission.

Markus M. Bugge & Carter W. Bloch 2016. Between bricolage and breakthroughs—framing the many faces of public sector innovation, *Public Money & Management*, 36(4), 281-288, DOI: 10.1080/09540962.2016.1162599

OECD/Eurostat 2018. Oslo Manual 2018: Guidelines for Collecting, Reporting and Using Data on Innovation, 4th Edition, The Measurement of Scientific, Technological and Innovation Activities, OECD Publishing, Paris/Eurostat, Luxembourg.  
<https://doi.org/10.1787/9789264304604-en>.

Vigota-Gadot, E., Shoham, A., Schwabsky, N. and Ruvio, A. 2008. Public sector innovation for Europe: A multinational eight-country exploration of citizens' perspectives, *Public administration*, 86(2), 307-329, <https://doi.org/10.1111/j.1467-9299.2008.00731.x>

## Appendix

**Table 4 Descriptive statistics, 15 items - barriers**

	N	Mean	Mode	Percentage of respondents		
				No barrier/ weak barrier	Medium barrier	Very/extremel y strong barrier
Increased administrative complexity	45	3.7	4	4.4	37.8	57.8
Initial investment costs	45	3.6	4	13.3	22.2	64.4
Lack of financial resources	45	3.5	4	15.6	22.2	62.2
Lack of knowledge and skills to conduct research needed to introduce innovation	45	3.5	4	13.3	31.1	55.6
Lack of rewards and motivations for innovation	45	3.4	3	13.3	40.0	46.7
Long-term adjustment to introduced innovations	45	3.4	4	11.1	40.0	48.9
Lack of workshops and education for employees	45	3.3	4	17.8	35.6	46.7
Shortages in relevant knowledge and skills for the support of innovation	45	3.2	4	24.4	26.7	48.9
Risk and uncertainty management in the public sector	45	3.2	4	26.7	20.0	53.3
Lack of infrastructure in their own institution/organization	45	3.1	3.4	22.2	37.8	40.0
Increased cost of providing services	45	3.1	3	17.8	46.7	35.6
Weak cooperation with academia	45	2.9	4	28.9	31.1	40.0
Low employee interest in innovation	45	2.8	3	35.6	35.6	28.9
Weak cooperation with private companies	45	2.8	3	26.7	46.7	26.7
Internal rules and processes in the organisation/institution	45	2.5	1	53.3	24.4	22.2

Source: Authors' calculation based on survey data.

**Table 5 Chi-square test, 15 barriers**

	Chi-square	df	p-value
<i>Lack of financial resources</i>	7,958	3	0.0469**
Internal rules and processes in the organisation/institution	6,111	4	0.1910
<i>Lack of knowledge and skills to introduce innovation</i>	11,399	4	0.0224**
Lack of knowledge and skills to conduct research needed to introduce innovation	5,251	4	0.2625
Lack of workshops and education for employees	7,393	4	0.1165
<i>Low employee interest in innovation</i>	12,151	4	0.0163**
Lack of infrastructure in their own institution/organization	4,843	4	0.3038
Weak cooperation with private companies	3,482	3	0.3231
Weak cooperation with academia	4,688	4	0.3209
Risk and uncertainty management in the public sector	6,769	4	0.1486
Lack of rewards and motivations for innovation	3,920	4	0.4169
<i>Initial investment costs</i>	15,257	4	0.0042*
Increase administrative complexity	3,489	4	0.4795
Long-term adjustment to introduced innovations	3,568	4	0.4677
<i>Increased cost of providing services</i>	7,771	3	0.0510***

Source: Authors' calculation based on survey data.

## Popis objavljenih Radnih materijala EIZ-a / Previous issues in this series

### 2020

- EIZ-WP-2003 Jelena Budak, Edo Rajh, Sunčana Slijepčević and Bruno Škrinjarić: *Theoretical concepts of consumer resilience to online privacy violation*
- EIZ-WP-2002 Marin Kukoč, Bruno Škrinjarić and Josip Juračak: *The Impact Assessment of the EU Pre-Accession Funds on Agriculture and Food Companies: The Croatian Case*
- EIZ-WP-2001 Stjepan Srhoj and Ivan Zilic: *“Fine...I’ll do it myself”: Lessons from self-employment grants in a long recession period*

### 2019

- EIZ-WP-1904 Jelena Budak, Edo Rajh, Goran Buturac and Anamarija Brković: *Public opinion on tobacco gray market in the Western Balkans: A cluster analysis approach*
- EIZ-WP-1903 Vassilis Monastiriotis and Ivan Zilic: *The economic effects of political disintegration: Lessons from Serbia and Montenegro*
- EIZ-WP-1902 Stjepan Srhoj, Bruno Škrinjarić, Sonja Radas and Janette Walde: *Closing the Finance Gap by Nudging: Impact Assessment of Public Grants for Women Entrepreneurs*
- EIZ-WP-1901 Vedran Recher: *Tobacco smuggling in the Western Balkan region: Exploring habits, attitudes, and predictors of illegal tobacco demand*

### 2018

- EIZ-WP-1805 Dubravka Jurlina Alibegović, Željka Kordej-De Villa and Mislav Šagovac: *Smart City Indicators: Can They Improve Governance in Croatian Large Cities?*
- EIZ-WP-1804 Iva Tomić and Ivan Žilić: *Working for 200 euro? The effects of traineeship reform on labor market outcomes in Croatia*
- EIZ-WP-1803 Bruno Škrinjarić, Jelena Budak and Edo Rajh: *The Perceived Impact of Government Regulation in Reducing Online Privacy Concern*
- EIZ-WP-1802 Stjepan Srhoj, Bruno Škrinjarić and Sonja Radas: *Bidding against the odds? The impact evaluation of grants for young micro and small firms during the recession*
- EIZ-WP-1801 Dubravka Jurlina Alibegović: *Porezna autonomija gradova u Hrvatskoj u razdoblju 2002.-2016.*

### 2017

- EIZ-WP-1706 Katarina Bačić, Ivana Rašić Bakarić and Sunčana Slijepčević: *Sources of productivity differentials in manufacturing in post-transition urban South-East Europe*
- EIZ-WP-1705 Martin Larsson: *EU Emissions Trading: Policy-Induced Innovation, or Business as Usual? Findings from Company Case Studies in the Republic of Croatia*
- EIZ-WP-1704 Marina Tkalec and Ivan Žilić: *Does Proximity to Conflict Affect Tourism: Evidence from NATO Bombing*



- EIZ-WP-1703 Nebojša Stojčić and Zoran Aralica: *Choosing Right from Wrong: Industrial Policy and (De)industrialization in Central and Eastern Europe*
- EIZ-WP-1702 Bruno Škrinjarić, Jelena Budak and Mateo Žokalj: *The Effect of Personality Traits on Online Privacy Concern*
- EIZ-WP-1701 Alexander Ahammer and Ivan Zilic: *Do Financial Incentives Alter Physician Prescription Behavior? Evidence from Random Patient-GP Allocations*

## 2016

- EIZ-WP-1609 Edo Rajh, Jelena Budak, Jovo Ateljević, Ljupčo Davčev, Tamara Jovanov and Kosovka Ognjenović: *Entrepreneurial Intentions in Selected Southeast European Countries*
- EIZ-WP-1608 Ivan Žilić: *General versus Vocational Education: Lessons from a Quasi-Experiment in Croatia*
- EIZ-WP-1607 Valerija Botrić: *Public vs. private sector wage skill premia in recession: Croatian experience*
- EIZ-WP-1606 Edo Rajh, Jelena Budak and Mateo Žokalj: *Personal Values of Internet Users: A Cluster Analytic Approach*
- EIZ-WP-1605 Simon Stickelmann: *The Influence of the European Union Consumer Protection Policy on Croatian Consumers*
- EIZ-WP-1604 Bojan Basrak, Petra Posedel, Marina Tkalec and Maruška Vizek: *Searching high and low: Extremal dependence of international sovereign bond markets*
- EIZ-WP-1603 Valerija Botrić and Iva Tomić: *Self-employment of the young and the old: exploring effects of the crisis in Croatia*
- EIZ-WP-1602 Vedran Recher: *Tougher Than the Rest? Relationship between Unemployment and Crime in Croatia*
- EIZ-WP-1601 Iva Tomić: *What drives youth unemployment in Europe?*

## 2015

- EIZ-WP-1505 Petra Palić, Petra Posedel Šimović and Maruška Vizek: *The Determinants of Country's Risk Premium Volatility: Evidence from Panel VAR Model*
- EIZ-WP-1504 Sunčana Slijepčević, Jelena Budak and Edo Rajh: *Challenging Competition at Public Procurement Markets: Are SMEs Too Big to Fail? The Case of BiH and Croatia*
- EIZ-WP-1503 Ivan Žilić: *Effect of forced displacement on health*
- EIZ-WP-1502 Vedran Recher, Jelena Budak and Edo Rajh: *Eye in the Sky: Contextualizing Development with Online Privacy Concern in Western Balkan Countries*
- EIZ-WP-1501 Petra Posedel Šimović, Marina Tkalec and Maruška Vizek: *Time-varying integration in European post-transition sovereign bond market*

## **2014**

- EIZ-WP-1403 Jelena Nikolic, Ivica Rubil and Iva Tomić: *Changes in Public and Private Sector Pay Structures in Two Emerging Market Economies during the Crisis*
- EIZ-WP-1402 Jelena Budak, Edo Rajh and Ivan-Damir Anić: *Privacy Concern in Western Balkan Countries: Developing a Typology of Citizens*
- EIZ-WP-1401 Jelena Budak and Edo Rajh: *The Public Procurement System: A Business Sector Perspective*

## **2013**

- EIZ-WP-1302 Valerija Botrić: *Identifying Key Sectors in Croatian Economy Based on Input-Output Tables*
- EIZ-WP-1301 Ivica Rubil: *Accounting for Regional Poverty Differences in Croatia: Exploring the Role of Disparities in Average Income and Inequality*

## **2012**

- EIZ-WP-1205 Hrvoje Mirošević: *Analiza razvojnih dokumenata Republike Hrvatske*
- EIZ-WP-1204 Iva Tomić: *The Efficiency of the Matching Process: Exploring the Impact of Regional Employment Offices in Croatia*
- EIZ-WP-1203 Jelena Budak, Ivan-Damir Anić and Edo Rajh: *Public Attitudes towards Surveillance and Privacy in Western Balkans: The Case of Serbia*
- EIZ-WP-1202 Valerija Botrić: *Intra-industry Trade between the European Union and Western Balkans: A Close-up*
- EIZ-WP-1201 Jelena Budak and Edo Rajh: *Corruption Survey in Croatia: Survey Confidentiality and Trust in Institutions*

## **2011**

- EIZ-WP-1104 Jelena Budak and Edo Rajh: *Corruption as an Obstacle for Doing Business in the Western Balkans: A Business Sector Perspective*
- EIZ-WP-1103 Alfio Cerami and Paul Stubbs: *Post-communist Welfare Capitalisms: Bringing Institutions and Political Agency Back In*
- EIZ-WP-1102 Marina Tkalec: *The Dynamics of Deposit Euroization in European Post-transition Countries: Evidence from Threshold VAR*
- EIZ-WP-1101 Jelena Budak, Ivan-Damir Anić and Edo Rajh: *Public Attitudes Towards Surveillance and Privacy in Croatia*

## **2010**

- EIZ-WP-1003 Marin Božić: *Pricing Options on Commodity Futures: The Role of Weather and Storage*
- EIZ-WP-1002 Dubravka Jurlina Alibegović and Sunčana Slijepčević: *Performance Measurement at the Sub-national Government Level in Croatia*
- EIZ-WP-1001 Petra Posedel and Maruška Vizek: *The Nonlinear House Price Adjustment Process in Developed and Transition Countries*

## **2009**

- EIZ-WP-0902 Marin Božić and Brian W. Gould: *Has Price Responsiveness of U.S. Milk Supply Decreased?*
- EIZ-WP-0901 Sandra Švaljek, Maruška Vizek and Andrea Mervar: *Ciklički prilagođeni proračunski saldo: primjer Hrvatske*

## **2008**

- EIZ-WP-0802 Janez Prašnikar, Tanja Rajkovič and Maja Vehovec: *Competencies Driving Innovative Performance of Slovenian and Croatian Manufacturing Firms*
- EIZ-WP-0801 Tanja Broz: *The Introduction of the Euro in Central and Eastern European Countries – Is It Economically Justifiable?*

## **2007**

- EIZ-WP-0705 Arjan Lejour, Andrea Mervar and Gerard Verweij: *The Economic Effects of Croatia's Accession to the EU*
- EIZ-WP-0704 Danijel Nestić: *Differing Characteristics or Differing Rewards: What is Behind the Gender Wage Gap in Croatia?*
- EIZ-WP-0703 Maruška Vizek and Tanja Broz: *Modelling Inflation in Croatia*
- EIZ-WP-0702 Sonja Radas and Mario Teisl: *An Open Mind Wants More: Opinion Strength and the Desire for Genetically Modified Food Labeling Policy*
- EIZ-WP-0701 Andrea Mervar and James E. Payne: *An Analysis of Foreign Tourism Demand for Croatian Destinations: Long-Run Elasticity Estimates*



e-ISSN 1847-7844  
  
9 771847 1784002

