

VU Research Portal

Investigating the Links Between Cultural Values and Belief in Conspiracy Theories

Adam-Troian, Jais; Wagner-Egger, Pascal; Motyl, Matt; Arciszewski, Thomas; Imhoff, Roland; Zimmer, Felix; Klein, Oliver; Babinska, Maria; Bangerter, Adrian; Bilewicz, Michal; Blanuša, Nebojša; Bovan, Kosta; Bužarovska, Rumena; Cichocka, Aleksandra; Çelebi, Elif; Delouvé, Sylvain; Douglas, Karen M.; Dyrendal, Asbjørn; Gjoneska, Biljana; Graf, Sylvie

published in

Political Psychology

2020

DOI (link to publisher)

[10.1111/pops.12716](https://doi.org/10.1111/pops.12716)

document version

Publisher's PDF, also known as Version of record

document license

Article 25fa Dutch Copyright Act

[Link to publication in VU Research Portal](#)

citation for published version (APA)

Adam-Troian, J., Wagner-Egger, P., Motyl, M., Arciszewski, T., Imhoff, R., Zimmer, F., Klein, O., Babinska, M., Bangerter, A., Bilewicz, M., Blanuša, N., Bovan, K., Bužarovska, R., Cichocka, A., Çelebi, E., Delouvé, S., Douglas, K. M., Dyrendal, A., Gjoneska, B., ... van Prooijen, J-W. (2020). Investigating the Links Between Cultural Values and Belief in Conspiracy Theories: the Key Roles of Collectivism and Masculinity. *Political Psychology*, 42(4), 597-618. <https://doi.org/10.1111/pops.12716>

General rights

Copyright and moral rights for the publications made accessible in the public portal are retained by the authors and/or other copyright owners and it is a condition of accessing publications that users recognise and abide by the legal requirements associated with these rights.

- Users may download and print one copy of any publication from the public portal for the purpose of private study or research.
- You may not further distribute the material or use it for any profit-making activity or commercial gain
- You may freely distribute the URL identifying the publication in the public portal ?

Take down policy

If you believe that this document breaches copyright please contact us providing details, and we will remove access to the work immediately and investigate your claim.

E-mail address:

vuresearchportal.ub@vu.nl

Investigating the Links Between Cultural Values and Belief in Conspiracy Theories: The Key Roles of Collectivism and Masculinity

Jais Adam-Troian 

American University of Sharjah

Pascal Wagner-Egger

Université de Fribourg

Matt Motyl

New York University

Thomas Arciszewski

Aix-Marseille University

Roland Imhoff

Johannes Gutenberg University Mainz

Felix Zimmer

Johannes Gutenberg University Mainz

Olivier Klein

Université Libre de Bruxelles

Maria Babinska

University of Warsaw

Adrian Bangerter

University of Neuchâtel

Michał Bilewicz

University of Warsaw

Nebojša Blanuša

University of Zagreb

Kosta Bovan

University of Zagreb

Rumena Bužarovska

University St. Cyril and Methodius

Aleksandra Cichocka

University of Kent

Nicolaus Copernicus University

Elif Çelebi

Istanbul Şehir University

Sylvain Delouée

Université de Rennes

Karen M. Douglas

University of Kent

Asbjørn Dyrendal

Norwegian University of Science and Technology

Biljana Gjoneska

Macedonian Academy of Sciences and Arts

Sylvie Graf

University of Bern

Czech Academy of Science

Estrella Gualda

Universidad de Huelva

Gilad Hirschberger

Interdisciplinary Center

Anna Kende

ELTE, Eötvös Loránd University

Peter Krekó

ELTE, Eötvös Loránd University

Andre Krouwel

Vrije Universiteit Amsterdam

Pia Lamberty

Johannes Gutenberg University Mainz

Silvia Mari 

University of Milano

Jasna Milosevic 

Singidunum University

Maria Serena Panasiti

Sapienza University of Rome

IRCCS Santa Lucia Foundation of Rome

Myrto Pantazi

University of Oxford

Ljupcho Petkovski

Macedonian Center for European Training

Giuseppina Porciello

Sapienza University of Rome

IRCCS Santa Lucia Foundation of Rome

J. P. Prims

University of Illinois at Chicago

André Rabelo

Universidade de Brasília

Michael Schepisi

Sapienza University of Rome

IRCCS Santa Lucia Foundation of Rome

Robbie M. Sutton

University of Kent

Viren Swami

Anglia Ruskin University

Perdana University

Hulda Thórisdóttir

University of Iceland

Vladimir Turjačanin

University of Banja Luka

Iris Zezelj

University St. Cyril and Methodius

Jan-Willem van Prooijen 

Vrije Universiteit Amsterdam

Research suggests that belief in conspiracy theories (CT) stems from basic psychological mechanisms and is linked to other belief systems (e.g., religious beliefs). While previous research has extensively examined individual and contextual variables associated with CT beliefs, it has not yet investigated the role of culture. In the current research, we tested, based on a situated cultural cognition perspective, the extent to which culture predicts CT beliefs. Using Hofstede's model of cultural values, three nation-level analyses of data from 25, 19, and 18 countries using different measures of CT beliefs (Study 1, $N = 5323$; Study 2a, $N = 12,255$; Study 2b, $N = 30,994$) revealed positive associations between masculinity, collectivism, and CT beliefs. A cross-sectional study among U.S. citizens (Study 3, $N = 350$), using individual-level measures of Hofstede's values, replicated these findings. A meta-analysis of correlations across studies corroborated the presence of positive links between CT beliefs, collectivism, $r = .31$, 95% CI = [.15; .47], and masculinity, $r = .39$, 95% CI = [.18; .59]. Our results suggest that in addition to individual differences and contextual variables, cultural factors also play an important role in shaping CT beliefs.

KEY WORDS: conspiracist beliefs, cultural values, situated cognition, collectivism, masculinity, cross-cultural

Conspiracy theories (CT) are beliefs that significant events are the result of malevolent actions from powerful groups who “pull the strings” behind the scenes (Douglas, Sutton, & Cichocka, 2017). Research indicates a high prevalence of CTs across both Western and non-Western countries (van Prooijen & van Vugt, 2018). Far from being innocuous, CTs can have negative consequences such as a reduced willingness to vaccinate children (Jolley & Douglas, 2014a), to take action to mitigate climate change (Jolley & Douglas, 2014b), and to endorse unwarranted beliefs such as creationism (Wagner-Egger, Delouée, Gauvrit, & Dieguez, 2018), and they may even increase discrimination toward stigmatized groups (Jolley, Meleady, & Douglas, 2020). Psychological research has extensively investigated individual differences and motivational and emotional states as well as contextual factors associated with belief in CTs (van Prooijen & Douglas, 2018). However, psychological science has hitherto ignored the role of culture, a void in the literature that we set out to fill.

Individual Differences, Motivation, and Conspiracy Theories

One approach to CTs focuses on individual difference predictors of CT (e.g., Swami et al., 2011) and identifies several traits that predict them. Converging evidence highlights links between CTs and a wide range of personality-social cognitive constructs. First, CTs correlate negatively with personality traits like “Agreeableness” (Swami et al., 2011) and positively with schizotypy (Holm, 2009) and paranoid ideation (Fenigstein & Vanable, 1992; see Bruder, Haffke, Neave, Nouripannah, & Imhoff, 2013). Second, CTs positively correlate with other belief systems including social dominance (Sidanius & Pratto, 2001), right-wing authoritarianism (Adorno, Frenkel-Brunswick, Levinson, & Sanford, 1950; Bruder et al., 2013), and political cynicism (Swami et al., 2011). Other lines of investigation show that CTs adherence is lower among individuals with high analytical reasoning and high moral orientation towards epistemic rationality (Ståhl & van Prooijen, 2018; Swami, Voracek, Stieger, Tran, & Furnham, 2014).

However, one of the strongest predictors of adherence to one CT is the degree to which individuals adhere to other CTs (Goertzel, 1994; Sutton & Douglas, 2014; Wagner-Egger & Bangerter, 2007), even if those beliefs were artificially created for experimental purposes (Swami et al., 2011). This has led researchers to believe that CTs might be the reflection of a higher order, more general type of cognitive style: in other words, a “conspiracy mentality” (Imhoff & Bruder, 2014).

With that view in mind, research has shifted towards motivational components that drive adherence to CTs. In that framework, CTs are conceptualized as beliefs which stem from psychological mechanisms pertaining to threat regulation and that individuals use in uncertain situations.

According to the motivated cognition approach to CTs (Miller, Saunders, & Farhart, 2016; Saunders, 2017), CTs are motivated by a need to reduce uncertainty (Marchlewska, Cichocka, & Kosowska, 2018) and to restore a meaningful view over ambiguous situations for regaining control in the face of unexpected/threatening events (Whitson, Galinsky, & Kay, 2015; see Douglas et al., 2017 for a review).

This threat-regulation theory of CTs is supported by converging evidence of positive links between CTs and death-related anxiety (Newheiser, Farias, & Tausch, 2011), need for order (Abalakina-Paap, Stephan, Craig, & Gregory, 1999; Swami, 2012), and even preference for Manichean narratives, (i.e., simplified teleological accounts of complex random events; Oliver & Wood, 2014). In line with these findings, experimental investigations have shown that threats to control (van Prooijen & Acker, 2015; Whitson & Galinsky, 2008) and identity (Graeupner & Coman, 2017) increase CTs.

What About Culture?

Research so far has thus identified three types of motivations that predict belief in CT: *epistemic* (i.e., understanding one's environment), *existential* (i.e., feeling safe and in control) and *social* (i.e., belonging to a group). In sum, belief in CTs is linked with uncertainty reduction needs and increases under threats pertaining to control and social belonging (Douglas et al., 2017).

However, motivational processes do not occur in a social vacuum, especially since they are affected by individuals' cultural context (Oyserman, 2016). Accordingly, there is ample evidence for the existence of cross-cultural differences in motivations (Kwon, Saluja, & Adaval, 2015; Lin, Lin, & Han, 2008; Mammarella, & Fairfield, 2013). For instance, collectivistic values priming increases reliance on stereotypical information in word recognition tasks (Saluja, Adaval, & Wyer, 2017) and individualistic values priming facilitates complex task solution (Oyserman, 2017). Therefore, it would be expected that culture plays an important role in shaping CTs. Yet, research so far has not tested this hypothesis.

To examine how culture may influence belief in CTs, we use culture-as-situated cognition theory (CSCT; Oyserman, 2016), which posits that individuals' motivational states and cognitions (including beliefs) are activated depending on the surrounding cultural context. Namely, different cultural contexts activate some cultural values more than others, leading to cross-cultural differences in mindsets and motivations of entire populations (Oyserman, 2016). In accordance with CSCT, we hypothesize that cultural values may also be associated with CT beliefs because of the different kinds of motivations these values activate. Cultural values should be differently linked with CTs depending on their content and their links with the above-mentioned classes of motives (which underlie CTs). To test this hypothesis, we used Hofstede's well established six-values model of culture (Hofstede, 1984).

These six values are power distance (PD; the extent to which members of a society accept unequal power distributions), individualism (ID; a preference for loose social structures in which individuals mostly take care of themselves and their relatives), masculinity (MS; emphasizing achievement and competitiveness over cooperation and consensus), uncertainty avoidance (UA; how much members of a given society are uneasy by uncertainty/ambiguity), long-term orientation (LTO; low LTO societies prefer to maintain traditions and view societal change with suspicion; high LTO societies are more socially liberal) and indulgence (IN; the degree to which societies allow free gratification of basic human drives linked with hedonism; see Hofstede, 2011).

This model was chosen for three main reasons. First, it is more parsimonious than Schwartz's (1990), which comprises an array of 10 values. This means less tests would be conducted, lowering the probability of false positives in this original investigation. Second, there is no firm consensus regarding isomorphism between individual-level and nation-level values in Hofstede's model (see Fischer, Vauclair, Fontaine, & Schwartz, 2010). Thus, we think that demonstrating a link between

individual outcomes and a national-level value model that is theoretically unrelated to individual-level values would provide a stronger demonstration of the influence of macrosocial factors over a psychological phenomenon (because it partially rules out value isomorphism as a potential confound). The last reason pertains to issues with theoretical relevance. While other models point at many interesting cultural values (e.g., relational mobility, Schug, Yuki, & Maddux, 2010; tightness-looseness, Gelfand et al., 2011), we could not make straightforward predictions from them with regards to CTs prevalence. Overall, we found a superior methodological and theoretical relevance of Hofstede's model in the specific context of predicting adherence to CTs (with such values as power distance or uncertainty avoidance).

Hypotheses

As can be seen from the values identified in this model, some do have immediate implications for CTs (e.g., uncertainty avoidance). However, others might be more remotely related to CTs at first glance (e.g., masculinity). Moreover, all of them fit within categories of the motivational classification established by Douglas et al. (2017). Power distance, individualism, and masculinity all pertain to ways to relate to others within societies (between groups or individuals) and may thus tap into social motives. Uncertainty avoidance is linked with epistemic motives, while both long-term orientation and indulgence relate to existential motives (what worldview should prevail in a society; what meaning and goals should be assigned to life and rewarded). Based on the most up-to-date understanding of the motivational processes at play behind CTs, we therefore specified the hypotheses listed below.

Social Motives: Related Values

H1: Power Distance (PD, cultural tendency to accept hierarchy). Recent studies have shown that adherence to CTs is also underpinned by the need to make sense of one's societal structure and to rationalize it.

Several clues lead one to think that PD could be a predictor of CTs beliefs. First, as it is the case for populism (Staerklé & Green, 2018), there is a vertical dimension in most CTs accusing the elites (politicians, governments, secret services, etc.; see Wagner-Egger & Bangerter, 2007), although some CTs accuse some minorities (Uenal, 2016) or outgroups (Grzesiak-Feldman & Irzycka, 2009). Further, the believers in CTs accusing the powerful elites are more often "losers" (speaking descriptively, not pejoratively), that is, defeated and excluded individuals in society, who are located on the lower levels of social status (Uscinski & Parent, 2014). Congruent with this analysis, studies often report a negative correlation between CTs beliefs and educational level (see, for example, van Prooijen, 2017) and with feelings of anomia (e.g., Goertzel, 1994; Green & Douglas, 2018; Wagner-Egger & Bangerter, 2007).

Moreover, CTs display positive correlations with social dominance orientation (i.e., the tendency to endorse social hierarchies, Sidanius & Pratto, 2001; see Bruder et al., 2013; Green & Douglas, 2018) Because of this, and since belief in CTs are positively linked with loss of control and powerlessness (Douglas et al., 2017), they should be positively correlated with PD.

H2: Individualism (ID, cultural preference for loose social structures). The sum of empirical evidence available on CTs indicate that they might stem from an evolved mechanism for detecting malevolent coalitions (see van Prooijen & van Vugt, 2018). Because collectivistic values motivate individuals to focus on relational explanations for attributing causality to ambiguous

events (see Oyserman, 2016), they should also tap into that mechanism more often, generating a higher “proneness” to explanations of the CTs type. Recent experimental evidence partially corroborates this hypothesis by showing a positive effect of collectivism on ingroup vigilance (the tendency to attribute negative intentions to others; see Liu, Morris, Talhelm, & Yang, 2019). In addition, CTs are more prevalent among groups which are known to have more interdependent (i.e., collectivistic) selves (such as ethnic minorities; Markus & Kitayama, 1991; van Prooijen, Staman, & Krouwel, 2018). Furthermore, individualistic cultures promote more analytic thinking style (see Henrich, Heine, & Norenzayan, 2010), which reduces CT beliefs (Swami et al., 2014). Thus, ID should be negatively linked with belief in CTs.

H3: Masculinity (MS, emphasis on competitiveness over cooperation). MS increases competition and intergroup conflicts, which are associated with belief in CTs (see Jolley et al., 2019). Moreover, competitive contexts generated by MS are also known to trigger increased ingroup vigilance (the effect of collectivism on ingroup vigilance vanishes when cooperative contexts are made salient; Liu et al., 2019). MS should therefore be positively linked with CTs.

Epistemic Motives: Related Values

H4: Uncertainty Avoidance (UA, cultural preference for certainty). This value is directly linked with the epistemic motives at play behind adherence to CTs. Because uncertainty management predicts CT beliefs (van Prooijen & Jostmann, 2013), UA should be positively linked with CTs.

Existential Motives: Related Values

H5: Long-Term Orientation (LTO, emphasis on social change vs. maintaining traditions). A lot of studies found that CTs are linked with political conservatism (Bruder et al., 2013; Grzesiak-Feldman & Irzycka, 2009; Hart & Graether, 2018; Imhoff & Bruder, 2014; Ståhl & van Prooijen, 2018; Wagner-Egger & Bangerter, 2007). Hence, as high LTO entail more openness to social change and less willingness to maintain traditions, it should be thus negatively correlated with political conservatism and CTs endorsement.

H6: Indulgence (IN, valuing hedonism). CTs have repeatedly been observed as related to the feelings of anxiety (Green & Douglas, 2018; Hart & Graether, 2018; Newheiser et al., 2011; Wagner-Egger & Bangerter, 2007). Thus, they should be negatively linked with IN (increased hedonism), although there is no firm theoretical rationale for this hypothesis.

Method

Overview

To test our hypotheses and provide robust first evidence for a link between cultural values and CT beliefs, we conducted three studies. The first three studies were *cross-cultural* investigations of how cultural values measured at the *nation level* are associated with prevalence of belief in CTs. Study 1 was a first exploratory test using conspiracy worldview (Lewandowsky, Gignac, & Oberauer, 2013), also measured at the *nation level*. It was followed by two subsequent investigations using CTs about the 9/11 terrorist attacks (Study 2a; 19 countries) and with the tendency to believe conspiracy

theories (Study 2b; 18 countries) measured at the *individual level* this time. The third study was a *within-culture* investigation of how cultural values measured at the *individual level* are associated with belief in specific CTs (e.g., 9/11, New World Order) and with a general tendency to believe conspiracy theories (Bruder et al., 2013). This strategy allowed us to rule out measurement level (i.e., ecological fallacy) and stimulus sampling as potential confounds driving the effects. All data underlying our findings are accessible on the Open Science Framework.¹

Ethical Considerations

Studies 1 and 2a were strictly archival and did not require IRB approval from the authors' institutions. Study 2b was also archival, but the data was collected in parallel for other research purposes by some of the authors of the current article. At Study 2b's coordinator's institution (JGU Mainz, Department of Psychology, Ethics Committee), studies that did not involve deception, vulnerable populations, identifiable data, intensive data, or interventions were exempt from ethical approval and not evaluated at time of data collection. For Study 2b's second coordinator, the study fell under a cluster approval of studies involving these kinds of variable. Likewise, most other involved institutions did not provide a review of ethics as this was a simple survey study. Where ethics were evaluated,² no issues were identified. Finally, Study 3 obtained approval from IRB³ at the University of Illinois (Chicago) where it was conducted.

All studies were conducted in accordance with the 1964 Helsinki declaration (WMO, 1964), its later amendments, and the 2016 APA Ethical Principles of Psychologists and Code of Conduct (APA, 2017). As such, all participants provided their explicit consent to participate before data collection and had the right to terminate participation at any time. No participant data was suppressed from raw databases (unless specified, for example, for countries with no Hofstede cultural values scores).

STUDY 1

Participants and Procedure

We reanalyzed data from a cross-cultural study investigating the link between CTs and attitudes towards vaccines in 25 countries (see Hornsey, Harris, & Fielding, 2018). We crossed these data with Hofstede's country scores (from 0 to 100) of the six-dimensional model of cultural values (based on data collected between 1967 and 2002; see Hofstede, 2011), and added national Human Development Index (HDI) scores as a control for country's wealth, health, and education levels. The dataset includes only participants residing in the target countries and who had completed all survey items ($N = 5323$; over 200 per country; 50.07% men, $M_{\text{age}} = 42.71$, $SD = 15.89$; see Table S1 in the online supporting information).

The data were collected in 2016 and among the measures available, we used Hornsey's et al. (2018) CTs scale as the outcome variable. Their measure was created using items from Lewandowsky et al. (2013) that investigators considered to be prevalent worldwide (i.e., conspiracies about the assassination of President John Kennedy, the death of Princess Diana; the existence of a New World Order, and about the 9/11 terrorist attacks; 5-point Likert from 1 "*strongly disagree*" to 5 "*strongly agree*"; $\alpha = .81$). All other specific methodological details can be accessed in the online supporting

¹See <https://osf.io/vxqe9/>.

²University of Kent Ethics ID 201714894944604383; University of Bern Philosophisch-Humanwissenschaftliche Fakultät #2016-02-00005; Faculty of Psychology and Pedagogy of Eötvös Loránd University approval 188/2017.

³#2019-0267

Table 1. OLS Regression Model of CB According to Hofstede's Six Cultural Values Adjusted for HDI ($N = 25$, Outcome = Conspiracy Beliefs Score)

	Model Parameters					
	SE	<i>t</i>	<i>df</i>	<i>b</i>	95% CI	<i>p</i>
<i>Hofstede values</i>						
PD (<i>H1</i>)	.08	.02	22	.01	[-.21, .20]	.99
ID (<i>H2</i>)	.07	3.08	22	-.22**	[-.41, -.01]	.008
MS (<i>H3</i>)	.04	1.68	22	.07	[-.10, .17]	.11
UA (<i>H4</i>)	.04	.83	22	.11	[-.16, .11]	.42
LT (<i>H5</i>)	.05	.03	22	-.01	[-.13, .11]	.98
IN (<i>H6</i>)	.05	.42	22	.08	[-.28, .13]	.68
<i>Covariates</i>						
HDI	.06	1.23	22	-.24	[-.15, .32]	.24

Note: SE = standard error, CI = confidence interval; HDI = Human Development Index; PD = Power Distance; ID = Individualism; MS = Masculinity; UA = Uncertainty Avoidance; LT = Long-Term Orientation; IN = Indulgence.

** $p < .01$.

information from the original study,⁴ and detailed description of the original procedure and results can be found in Hornsey et al. (2018).

Analytic Strategy

Though the study contained data from 5323 participants, we only had access to the country-level aggregated data (average scores from each national sample). Thus, we proceeded to OLS regression analyses with a $N = 25$ (number of countries). Though this sample size was suboptimal in terms of power to detect small- and medium-sized effects (below $b = .4$ -.5), this first exploration would still be informative as to whether some cultural factors strongly relate to CTs.

Results

The average CTs score in our 25 countries sample was 3.02 ($SD = 1.03$). All continuous measures and indices were standardized (z -scores). Then, an OLS regression model (percentile bootstrap for 95% CI of estimates, $N = 1000$) was computed with CTs score rate as the dependent variable. The model had an adequate fit, $F(7, 11) = 7.34$, $p < .001$, and predicted a substantial amount of variance in CTs, adjusted- $R^2 = .63$. It revealed a main negative effect of Individualism on CTs, $b = -.22$, 95% CI [-.37; -.07], $p = .006$ and a weaker positive trend for Masculinity $b = .07$, 95% CI [-.06; .18], $p = .084$ (see the online supporting information for the full model display). We then reran the model including National HDI as a covariate. The effect of individualism was not substantially impacted $b = -.22$, 95% CI [-.41; -.01], $p = .008$, while that of Masculinity was weaker $b = .07$, 95% CI [-.10; -.17], $p = .11$ (see Table 1). Therefore, the overall pattern of results lent empirical support for Hypothesis 2, weak evidence in favor of Hypothesis 3, and did not support all other hypotheses.

Discussion

This first investigation yielded preliminary evidence suggesting that Hofstede's values may predict CT levels independently of "heavy" economic-demographic variables measured by the HDI index (which had no significant association with CT rates). However, there were numerous limitations which impeded us from inferring much support for our hypotheses from these data. First, the

⁴<http://dx.doi.org/10.1037/hea0000586.supp>

sample size was too small ($N = 25$). This may have led us to detect inflated effects for Individualism and Masculinity (or even false positives), while preventing us from detecting meaningful but small effects regarding other values. Moreover, the samples from which the data were obtained were limited in terms of population representativeness (with sample sizes around $N = 200$, see the online supporting information). In addition, it is not clear how Hornsey's et al. (2018) CT scale items were selected. This may have introduced stimulus sampling biases (Wells, & Windschitl, 1999) since we cannot be sure that participants in the studies knew in details the various conspiracies mentioned in the scale (beyond hearsay). Thus, further studies had to be conducted using data at least partly measured at the individual level (to gain power) and relying on representative samples for each country population. This is why we proceeded with a second study.

STUDY 2

Study 2a

Participants and Procedure

We analyzed the 2008 World Public Opinion poll (consisting of nationally representative samples) about who perpetrated the 9/11 attacks ("International poll: No consensus on who was behind 9/11," 2008). Again, we crossed these data with Hofstede's international country indices (see Hofstede, 2011; same as in Study 1). The final dataset includes only participants (1) who answered the question about the perpetrators of the 9/11 attacks and (2) who came from countries with cultural value scores (thus excluding one country: Palestine). This left us with a total sample size of 12,255 (51.2% men, $M_{\text{age}} = 39.82$, $SD = 15.52$) from 19 countries. The World Public Opinion poll was conducted during the summer of 2008 in different countries either by face-to-face or phone interviews. Our measure of CT belief was a single open-ended question related to the 9/11 attacks ("As you know, on September 11, 2001 the United States was attacked. Who do you think was behind the 9/11 attacks?"). Answers involving al-Qaeda were coded as 0 (i.e., no conspiracy belief regarding the true identity of the 9/11 attacks' perpetrators), while answers involving other groups that were not officially involved (e.g., U.S. government, Israel) were coded as 1 (belief in a conspiracy theory regarding the true identity of the 9/11 perpetrators). We also included national Human Development Index (HDI) scores from 2007 (see United Nations Development Programme, 2009) as a control for a country's wealth, health, and education levels.

Analytic Strategy

Because of the spatial component of our data, concerns may be raised regarding the mutual independence of cultural values (predictors) and spatial clustering (correlation according to geography; Fotheringham & Rogerson, 2008). However, our investigation focused on the links between nation-level characteristics and individual-level outcomes, which rendered complicated implementation of techniques to deal with clustering (e.g., with values measured at the individual level, the observed link between the two individual-level variables may be moderated by higher order cluster effects and properly accounted for in a multilevel model; Fotheringham & Rogerson, 2008; Schielzeth & Nakagawa, 2013). Moreover, geography, in the form of measured cultural values (thus cultural "areas"), was precisely the target of our investigation and thus could not be modeled as a random effect or controlled for, especially since each country had unique cultural value scores. This excluded conducting spatial regression or mixed-model analyses as a viable option.

On the other hand, clustering needed to be accounted for in the computation of standard errors to avoid grossly inflated Type I errors. One solution consists in simply conducting correlation analyses

on aggregated country data, but this would result in unacceptable power losses (down to N = number of countries = 18/19). We therefore conducted regression analyses of cultural values upon individual responses using cluster-robust standard errors (see Bryan & Jenkins, 2015) (Table 2).

Also, we expected that many predictors in the models would be significant at the $p < .05$ threshold due to sample size alone. To lower the likelihood of interpreting false positives, we decided to set up a smallest effect size of interest (Fritz, Morris, & Richler, 2012). We followed Cohen's (1988) guidelines specifying a minimum effect size of interest of $d = .2$ (or $r = .10$). Yet more recent perspectives on the meaningfulness of effect size point at the real-world relevance for effects of $d = .10$ (or $r = .05$) magnitude (see Funder & Ozer, 2019), especially when studying variables (like culture) which affect outcomes over time through repeated exposure. Still, we argue that in the context of the present exploratory investigations using nonexperimental methods (including archival data), effect sizes might be inflated despite our large samples. In that context, a minimum effect size of $d = .20$ constitutes a reasonable conservative option for interpreting the observed effects that would include effects which "real" size could be twice as small (i.e., $d = .10$).

Results

The overall mean CT belief rate in our 19 countries sample was 32.3%. All continuous measures and indices were standardized (z -scores). Next, a cluster-robust binary logistic regression model was computed with CT belief rate as the dependent variable. The model had an adequate fit, Wald's $F(7, 11) = 3.70$, $p = .026$, 70% classification accuracy, and predicted a substantial amount of variance in CT belief, Nagelkerke's pseudo- $R^2 = .11$. National HDI was adjusted (the unadjusted results were similar, but we wanted to provide the least inflated estimates of our parameters), and unadjusted results can be found in the online supporting information.

As expected, due to ambient noise alone, five out of the seven model variables (71%) were significantly below $p = .05$. Results are displayed in the upper half of Table 1. The overall pattern of relationships supports all hypotheses except for the relationships between Power Distance and CT belief. Therefore, Hypothesis 1 was not supported. As predicted, we observed negative relationships between both Individualism, Long-Term Orientation, and Indulgence with CT beliefs, which is consistent with Hypotheses 2, 5, and 6, respectively. Similarly, we observed a positive relationship between Masculinity and CT belief, which was consistent with Hypothesis 3 and a positive relationship between uncertainty avoidance and CT in line with Hypothesis 4.

Discussion

These further results provided support for Hypotheses 2 to 6, once again despite economic-demographic variables measured by the HDI index. Here, however, the measure of CT beliefs was limited, given that it consisted in only one item pertaining to CT beliefs about the 9/11 attacks (i.e., stimulus sampling issues; Wells & Windschitl, 1999). Therefore, we conducted another study in 18 countries, with a validated measure to assess participants' conspiracist mindset (Conspiracist Mentality Questionnaire; Bruder et al., 2013).

Study 2b

Participants and Procedure

In this third study, we used data from 18 countries (which had cultural value scores) where the Conspiracy Mentality Questionnaire (CMQ) had been administered. The data was collected by the PiCOM consortium in 23 countries ($N = 33,431$), pooling resources from a large group of academic

researchers working on conspiracy theories. Specifically, consortium members were invited to run or include the CMQ in ongoing survey studies, aiming at representative samples in their respective countries, with a minimum of 300 respondents. The CMQ (Bruder et al., 2013) taps into a general tendency to believe in CTs and consists of five items for which participants have to assess the likelihood 11-point Likert scale (e.g., “events which superficially seem to lack a connection are often the result of secret activities”; from 1 “0% completely unlikely” to 11 “100% completely likely”). For the present study, total sample size was of 30,994 (44.68% men, $M_{\text{age}} = 41.14$, $SD = 7.68$) from 18 countries. In nine countries, 50% participation included monetary incentives. As in Study 2a, we then merged these with Hofstede’s international country indices.

Analytic Strategy

Given that the data from Study 2b was structured as that from Study 2a, we had to implement the same analytic strategy and use cluster-robust regression analyses to test our hypotheses.

Results

The overall mean CMQ in our 18 countries sample was 6.44 ($SD = 2.22$), and reliability was adequate. All continuous measures and indices were standardized (z -scores). Next, a cluster-robust OLS regression model was computed with CMQ scores as the dependent variable. The model had adequate fit, Wald’s $F(7, 12) = 25.04$, $p < .001$, and predicted a substantial amount of variance in conspiracist mentality, $R^2 = .14$. As in Study 2a, it was adjusted for national HDI (the unadjusted results were similar, but we wanted to provide the least inflated estimates of our parameters). Unadjusted results can be found in the online supporting information. This time, however, only two out of the seven model variables (28.5%) were significant below $p = .05$. Results can be seen in the lower half of Table 1. Unlike in Study 2a, this time only Individualism and Masculinity’s links with conspiracist mentality were significant, providing further evidence for Hypotheses 2 and 3 only. We replicated the nonsignificant relationship between Power Distance and CTs from Study 2a. This time, however, we found no support linking conspiracist mentality with either Uncertainty Avoidance, Indulgence, or Long-Term Orientation.

Discussion

This third investigation allowed us to gain confidence in the existence of robust links between individualism and belief in CTs as well as between masculinity and CTs. But all studies so far were conducted using measures of Hofstede values at the nation level, which can still be biased. To avoid committing so-called ecological fallacies, we decided to conduct a fourth study to assess the links between self-reported endorsement of Hofstede’s values and several measures of belief in CTs.

STUDY 3

In this fourth study, we used a convenience sample and conducted a survey among 350 participants in the United States (> 250 to obtain stable correlation estimates; Schönbrodt & Perugini, 2013) on Amazon Mechanical Turk, for a \$1.00 reimbursement. Participants took on average 8 minutes to complete the survey. Our final sample consisted of 350 U.S. citizens ($M_{\text{age}} = 33.58$, $SD = 9.34$; 66.7% women). Measures were presented in the following order (details of all scales can be found in the online supporting information).

Conspiracy Mentality

Participants completed the CMQ (Bruder et al., 2013; $M = 7.50$, $SD = 1.98$, $\alpha = .88$).

Generic Conspiracist Beliefs Scale

Next, participants were asked to answer the Generic Conspiracist Beliefs Scale (GCBS; Brotherton, French, & Pickering, 2013). Like the CMQ which taps into a general “mindset,” the GCBS consists of a series of 15 statements about various “typologies” of CTs (e.g., “Secret organizations communicate with extra-terrestrials, but keep this fact from the public”; 5-point Likert from 1 [*not true at all*] to 5 [*very true*]; $M = 3.08$, $SD = 1.01$, $\alpha = .96$).

Specific Conspiracy Beliefs Scale

Participants were then introduced to a series of eight items we designed to tap into real-world conspiracy theories (e.g., “How likely is it that billionaire George Soros is behind a hidden plot to destabilize the American government, take control of the media, and put the world under his control?”) including one about the 9/11 terrorist attacks (7-point Likert, from 1 [*extremely unlikely*] to 7 [*extremely likely*], $M = 3.83$, $SD = 1.57$, $\alpha = .91$). Three of the items, including the item about the 9/11 attacks, were adapted from the ANES (2012), while the rest were adapted from Oliver and Wood (2014).

Hofstede Cultural Values

The next series of measures were the Hofstede cultural value scale (Yoo, Donthu, & Lenartowicz, 2011). It comprises five dimensions pertaining to all cultural values from Hofstede’s model except for Indulgence, including a total of 26 items from 1 (*completely disagree*) to 7 (*completely agree*). Power Distance (e.g., “People in higher positions should avoid social interaction with people in lower positions”) comprised five items ($M = 2.29$, $SD = 1.18$, $\alpha = .93$), Uncertainty Avoidance (e.g., “Rules and regulations are important because they inform me of what is expected of me”) five items ($M = 4.02$, $SD = .69$, $\alpha = .82$), Masculinity (e.g., “It is more important for men to have a professional career than it is for women.”) four items ($M = 2.77$, $SD = 1.22$, $\alpha = .89$), and Long-Term Orientation (e.g., “Working hard for success in the future”) six items ($M = 4.14$, $SD = .60$, $\alpha = .79$). This scale had a final dimension assessing collectivism, which we thus reversed to obtain a measure of Individualism (e.g., “Individuals should sacrifice self-interest for the group”; five items; $M = 4.76$, $SD = .94$, $\alpha = .90$). However, Indulgence was not part of this scale, rendering it impossible to test our hypotheses regarding that sixth cultural value.

Ideological Orientation

At the end of the survey, along with the demographics, two items were included to measure participants’ political ideology (7-point Likert, from 1 [*very liberal*] to 7 [*very conservative*], $M = 3.69$, $SD = 1.86$), which we also used to compute a political extremism score ($M = 1.57$, $SD = 1.02$), and participants’ religion (categorical, 19.7% atheists).

Table 2. Regression Models of CT According to Hofstede's Six Cultural Values Adjusted for HDI (Study 2a, Binary Logistic, $N = 12,255$, Outcome = 9/11 CT Rates; Study 2b, OLS, $N = 30,994$, Outcome = CMQ Scores)

Study 2a	Model Parameters						
	<i>a</i> (SE)	<i>t</i>	<i>df</i>	OR	95% CI	<i>p</i>	<i>d</i> [95% CI]
<i>Hofstede values</i>							
PD (<i>H1</i>)	-.08 (.11)	.70	17	.92	[.73, 1.17]	-.05 [-.17, .09]	.49
ID (<i>H2</i>)	-.36 (.13)	2.71	17	.70*	[.53, .92]	-.20 [-.35, -.05]	.015
MS (<i>H3</i>)	.51 (.20)	2.64	17	1.67*	[1.11, 2.52]	.28 [.06, .51]	.017
UA (<i>H4</i>)	.54 (.17)	3.15	17	1.72**	[1.20, 2.46]	.30 [.10, .50]	.006
LT (<i>H5</i>)	-.57 (.18)	3.17	17	.57**	[.39, .83]	-.31 [-.51, -.10]	.006
IN (<i>H6</i>)	-.40 (.13)	2.96	17	.67**	[.51, .89]	-.22 [-.37, -.06]	.009
<i>Covariates</i>							
HDI	.20 (.25)	.82	17	1.22	[.73, 2.04]	.11 [-.17, .39]	.43
Study 2b	<i>SE</i>	<i>t</i>	<i>df</i>	<i>b</i>	95% CI		
<i>Hofstede values</i>							
PD (<i>H1</i>)	.24	.67	18	-.16	[-.66, .34]		.52
ID (<i>H2</i>)	.16	2.76	18	-.45*	[-.79, -.11]		.013
MS (<i>H3</i>)	.10	6.49	18	.66***	[.44, .87]		<.001
UA (<i>H4</i>)	.23	.24	18	.06	[-.43, .54]		.81
LT (<i>H5</i>)	.10	1.23	18	-.12	[-.34, .09]		.23
IN (<i>H6</i>)	.16	.62	18	.10	[-.24, .44]		.54
<i>Covariates</i>							
HDI	.22	.23	18	-.05	[-.52, .42]		.82

Note: OR = odds ratio, SE = standard error, CI = confidence interval. HDI = Human Development Index; PD = Power Distance; ID = Individualism; MS = Masculinity; UA = Uncertainty Avoidance; LT = Long-Term Orientation; IN = Indulgence.

* $p < .05$; *** $p < .001$.

Demographics

Finally, participants were asked to indicate their yearly income (from 1 [*less than \$10,000*] to 12 [*more than \$150,000*], Median = 4 [$\$30,000$ – $39,999$]), education level (from 1 [*less than high school*] to 7 [*doctorate*], Median = 5, [*4 years degree*]), race (30.3% nonwhite), gender, and age.

Analytic Strategy

This time, we chose to run Pearson correlations to test our hypotheses given the consequent number of measures (limiting the number of tests of type I errors) and to rerun them adjusting for potential confounds (demographics, ideology). Across our three studies, all tests were two-tailed.

Results

Correlation Analyses

Pearson correlations between our three conspiracy indicators and our five value scores were computed (due to their differences in Likert scaling, all variables were Z-transformed; see Table 3). In line with Hypothesis 1 and contrary to Study 2a and 2b's results, Power Distance was strongly and positively associated with GCBS ($r = .47, p < .001$), CMQ ($r = .18, p < .001$) and specific conspiracy beliefs scale (SCBS) ($r = .56, p < .001$) scores. Replicating the results of Study 2a and in line with Hypotheses 2, 3, and 4, Individualism was negatively linked with GCBS ($r = -.29, p < .001$), CMQ ($r = -.14, p = .011$) and SCBS ($r = -.31, p < .001$) scores and Uncertainty Avoidance was positively

linked with GCBS ($r = .24, p < .001$), CMQ ($r = .14, p = .008$) and SCBS ($r = .14, p = .008$) scores, as Masculinity displayed the same predicted pattern GCBS ($r = .29, p < .001$), CMQ ($r = .55, p < .001$) and SCBS ($r = .60, p < .001$).

However, contrary to Hypothesis 5 and to Study 2a's results, Long-Term Orientation was positively associated with CMQ ($r = .22, p < .001$) scores while it did not correlate with both the GCBS ($r = .04, p = .49$) and the SCBS ($r = .08, p = .14$). This last result replicates the positive but nonsignificant association between LTO measured at the nation level and CMQ scores observed in Study 2b.

Robustness Checks

Given the number of tests ($n = 28$), we adjusted our results using a Bonferroni correction. The correction showed that the vast majority of correlations were not likely due to type I errors, although the links between Individualism and CMQ scores, Uncertainty Avoidance and GCBS, SCBS scores all displayed p -values $> .10$. Also, because previous research shows that religiousness, race, gender, income, education, political ideology, and extremism are all predictive of conspiracy beliefs (see Douglas et al., 2017), we ran partial correlation analyses between our variables of interest controlling for those factors. Correlations between our constructs remained quasi-identical except for the link between Individualism and CMQ scores (though still negative it dropped to $r = -.08, p = .17$). Full-adjusted correlation matrix can be found in the online supporting information.

Discussion

In this final study, we were able to replicate the links observed between Individualism, Masculinity, and conspiracist beliefs on three different CT measures at the individual level. This bolstered our confidence in the existence of a link between those three values and adherence to CT, although the link between Individualism and CMQ scores was not robust to both adjustment and correction, which warrants further investigation. Power Distance emerged for the first time as positively linked with our CT measures, as predicted by Hypothesis 1 but unlike in Studies 1, 2a, and 2b, which found no such links between Power Distance and CT measures. Also, the SCBS presented respondents with conspiratorial claims without any alternative viewpoints, which may bias participants' responses (see Clifford, Kim, & Sullivan, 2019). In fact, recent research suggests that measures of CTs involving contextual knowledge about the events might provide inflated numbers due to measurement artifacts (Sutton & Douglas, 2020). Finally, an important limitation pertains to the psychometric properties of both the GCBS and the CMQ because there is no currently available data to demonstrate that either of these measures are cross-culturally invariant.

Meta-analysis of Studies 1, 2a, 2b and 3

In order to provide a summary of the results of our four studies, we performed a short meta-analysis using ESCI software (Cumming, 2012) on the Pearson correlations between Hofstede's values and CT measures (Figure 1). For Studies 1, 2a, and 2b, we computed the correlation coefficients between measures aggregated at the country level, resulting in a drastic shrinkage in sample size. Despite this power loss, CT measures displayed positive links with Masculinity, $r = .39, 95\% \text{ CI} = [.18; .59]$, and correlated negatively with Individualism, $r = -.31, 95\% \text{ CI} = [-.47; -.15]$, replicating our prior findings. Surprisingly, this analysis also revealed a positive association between CTs, Power Distance, $r = .41, 95\% \text{ CI} = [.20; .63]$ and Uncertainty Avoidance, $r = .18, 95\% \text{ CI} = [.12; .24]$, which was in line with our expectations. Meta-analytic estimates for Long-Term Orientation, $r = .09, 95\% \text{ CI} = [-.01; .19]$, and Indulgence, $r = -.25, 95\% \text{ CI} = [-.51; .02]$, were inconclusive, just like in our previous studies.

Table 3. Summary of Correlation Analyses Between Individual-Level Hofstede Values and Conspiracy Beliefs Measures ($N = 350$; Study 3)

	1	2	3	4	5	6	7	8
1. PD	—	—	—	—	—	—	—	—
2. ID	-.49***	—	—	—	—	—	—	—
3. MS	.65***	-.41***	—	—	—	—	—	—
4. UA	-.01	-.21***	.08	—	—	—	—	—
5. LT	-.20***	-.06	-.08	.48***	—	—	—	—
6. CMQ	.18***	-.14*	.29***	.24***	.22***	—	—	—
7. GCBS	.47***	-.29***	.55***	.14**	.04	.72***	—	—
8. SCBS	.56***	-.31**	.60***	.14**	.05	.62***	.89***	—

Note: Numbers represent Pearson correlation coefficients. PD = Power Distance; ID = Individualism; MS = Masculinity; UA = Uncertainty Avoidance; LT = Long-Term Orientation; CMQ = Conspiracy Mentality Questionnaire; GCBS = Generic Conspiracy Beliefs Scale; SCTS = Specific Conspiracy Beliefs Scale.

* $p < .05$; ** $p < .01$; *** $p < .001$.

General Discussion

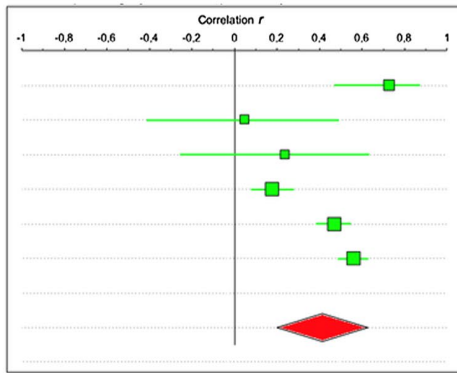
The present results provide support for the unique predictive power of cultural values on CT belief. Masculinity and collectivism were robust positive predictors of CT belief across countries, operationalizations, and levels of measurement. These findings were expected and perfectly in line with the current literature on CTs, pointing at a propensity of competitive contexts to generate increased social vigilance and suspicion, especially in collectivistic contexts (Liu et al., 2019; Mashuri & Zaduqisti, 2015; Sapountzis & Condor, 2013). Furthermore, the replicated negative associations between individualism and CTs add another layer of cross-cultural evidence for the existence of an evolved mechanism of malevolent coalitions detection at play behind CTs (van Prooijen & van Vugt, 2018). As regards other cultural values, the inconsistent pattern of results suggests that further research is needed to determine whether their links with CT beliefs is spurious or only valid for specific types of CTs.

For instance, it was expected from the literature that a robust link would be found between Uncertainty Avoidance and CTs, but our empirical findings suggested otherwise. In fact, Uncertainty Avoidance displayed small correlations with our CTs measures in Study 3 and was strongly associated with CT beliefs about the 9/11 (Study 2a). It was therefore surprising to observe no association between Uncertainty Avoidance and CMQ scores at the nation level (Studies 1, 2b). Similar results were obtained regarding Power Distance. Yet, both values did display substantial positive associations with CT measures in the meta-analysis—as theoretically expected. This discrepancy may be due to the fact that our studies at the nation level were performed using regression models, which provide estimates adjusting for other cultural values, unlike the meta-analysis (which relied on correlations).

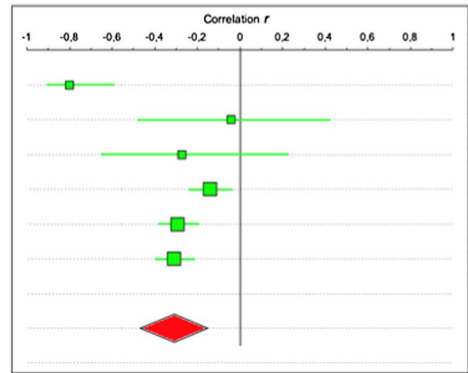
In a similar vein, the negative correlations between Long-Term Orientation and CTs measured at the nation level from Study 2a did not replicate in Study 2b and were reversed in Study 3 (at the individual level). These differences in results according to measurement level and measure type might be attributable to ecological fallacy (Freedman, 1999) or stimulus sampling (Wells & Windschitl, 1999) related issues and reflect the need for further investigations.

Yet the present studies highlighted a potent role of masculinity and collectivism in shaping CTs and open the way for studying the cultural processes at play behind them. In addition to this theoretical contribution, we think they might hold applied value for fighting against CTs. For instance, if collectivism is indeed a driving force behind CTs, then interventions aiming at promoting analytical

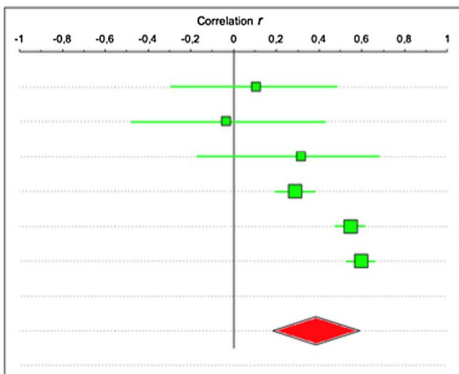
Power distance:



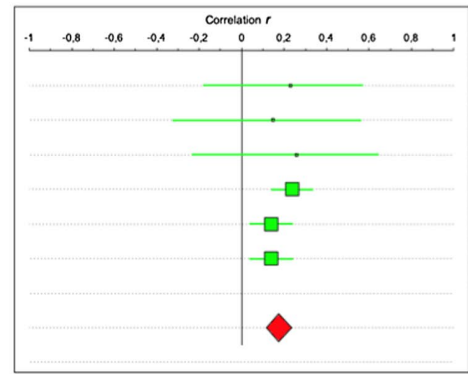
Individualism:



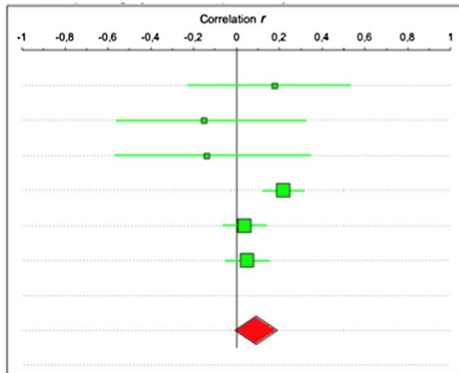
Masculinity



Uncertainty avoidance:



Long-term orientation:



Indulgence:

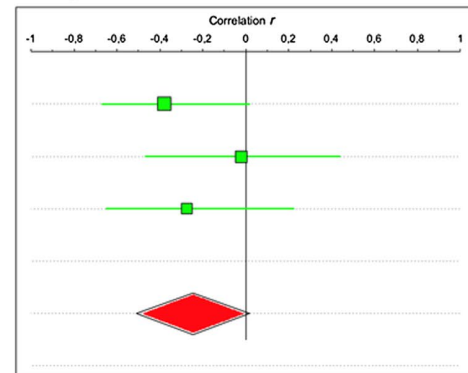


Figure 1. Forest plots of Person correlations between CT measures and values. The six lines represent respectively Study 1, Study 2a, Study 2b, Study 3 CMQ, Study 3 GCBS, and Study 3 SCBS (note: Indulgence was not included in Study 3).

thinking skills might fail because of adverse cultural contexts and may be improved by including a component designed to prime individualistic values (such as moralized rationality for oneself, which decreases CTs; Adam-Troian, Caroti, Arciszewski, & Ståhl, 2019; Ståhl & van Prooijen, 2018). Similarly, if masculinity predicts CTs through increased competitiveness, specific interventions

focusing on increasing social cohesion—such as promoting group activities and intergroup contact (Mousa, 2020; Pagotto, Visintin, De Iorio, & Voci, 2013)—or prosocial traits among the target public might indirectly affect CTs.

That being said, our investigation can greatly benefit from studies with more varied paradigms and a larger pool of countries, using modified priming methods from the culture-as-situated cognition approach (see Oyserman, 2016) to assess the causal impact of culture on CT (along with mediating-moderating processes). Also, it must be noted that this first exploratory investigation relied on associations between “broad” cultural constructs which links with CT may be very straightforwardly deduced (e.g., Uncertainty Avoidance). Therefore, we propose that subsequent research should be conducted to propose a more refined theoretical analysis of the links between cultural values and CT by taking into account more specific constructs such as relational mobility (Schug et al., 2010) or tightness-looseness (Gelfand et al., 2011).

In line with this, finer grained investigations will be needed to identify which components of cultural values are linked with CT. For instance, while it is true that individualistic values are linked with more analytical reasoning styles, this is not systematic. In fact, individual self-construal levels are highly correlated with individual narcissism (Konrath, Bushman, & Grove, 2009) which is known to be a positive predictor of adherence to CT (Cichocka, Marchlewska, & de Zavala, 2016). This should lead us to consider that subcomponents of cultural values might differentially predict adherence to CT.

Conclusion

In sum, our studies provide robust preliminary evidence that cultural contexts are associated with variation in CT beliefs. It lends credence to prior theories that country-level factors may predict some CTs above and beyond individual difference factors (e.g., Hart & Graether, 2018). The present contribution can serve to encourage future research about the mechanisms through which CT beliefs are culturally shaped and reflected in situationally cued mindsets within given populations. This shift of focus from individual to more cultural contextual factors should allow for an integrative and multi-level understanding of the processes underlying CT beliefs for both theoretical and applied purposes.

ACKNOWLEDGEMENT

Correspondence concerning this article should be addressed to Jais Adam-Troian, Department of International Studies, College of Arts and Sciences, American University of Sharjah, University City, Sharjah, UAE. E-mail: jadam@aus.edu

CONFLICT OF INTEREST

The authors have no conflict of interest to declare.

FUNDING INFORMATION

Data collection for Study 2b was coordinated, presented, and discussed within the framework of COST Action CA15101 “Comparative Analysis of Conspiracy Theories (COMPACT).” In addition, Study 2b’s Spanish data come from the research project “Conspiracy Theories and Disinformation” directed by Estrella Gualda (University of Huelva, Spain), whose fieldwork was supported and executed by the Institute of Advanced Social Studies (IESA-CSIC) in the context of a grant received for executing the 5th Wave of the Citizen’s Panel Survey for Social Research in Andalusia (Ref:

EP-1707, PIE 201710E018, IESA/CSIC, <https://panelpacis.net/>). The Czech data of Study 2b was supported by grant 20-01214S from the Czech Science Foundation and by RVO: 68081740 of the Institute of Psychology, Czech Academy of Sciences.

AUTHOR CONTRIBUTIONS

The first through fourth authors developed the research questions, oversaw the project, and contributed equally. The first and third authors collected and analyzed the data for Studies 2a and 3. The first and fifteenth authors analyzed the data from Study 1b. The fifth to thirty-seventh authors (excepting the sixteenth) collected Study 1b data. All authors revised and approved the final manuscript.

REFERENCES

- Abalakina-Paap, M., Stephan, W. G., Craig, T., & Gregory, W. L. (1999). Beliefs in conspiracies. *Political Psychology, 20*(3), 637–647. <https://doi.org/10.1111/0162-895X.00160>
- Adam-Troian, J., Caroti, D., Arciszewski, T., & Ståhl, T. (2019). Unfounded beliefs among teachers: The interactive role of rationality priming and cognitive ability. *Applied Cognitive Psychology, 33*(4), 720–727. <https://doi.org/10.1002/acp.3547>
- Adorno, T. W., Frenkel-Brunswik, E., Levinson, D. J., & Sanford, R. N. (1950). *The authoritarian personality*. New York, NY: Harper & Brothers.
- American National Election Studies (2012). *Survey materials*. Retrieved from <https://electionstudies.org/data-center/2012-time-series-study/>
- American Psychological Association. (2017). *Ethical principles of psychologists and code of conduct*. Retrieved from <http://www.apa.org/ethics/code/index.aspx>
- Brotherton, R., French, C. C., & Pickering, A. D. (2013). Measuring belief in conspiracy theories: The generic conspiracist beliefs scale. *Frontiers in Psychology, 4*, 279. <https://doi.org/10.3389/fpsyg.2013.00279>
- Bruder, M., Haffke, P., Neave, N., Nouripanah, N., & Imhoff, R. (2013). Measuring individual differences in generic beliefs in conspiracy theories across cultures: Conspiracy Mentality Questionnaire. *Frontiers in Psychology, 4*, 225. <https://doi.org/10.3389/fpsyg.2013.00225>
- Bryan, M. L., & Jenkins, S. P. (2016). Multilevel modelling of country effects: A cautionary tale. *European sociological review, 32*(1), 3–22.
- Cichocka, A., Marchlewska, M., & de Zavala, A. G. (2016). Does self-love or self-hate predict conspiracy beliefs? Narcissism, self-esteem, and the endorsement of conspiracy theories. *Social Psychological and Personality Science, 7*(2), 157–166. <https://doi.org/10.1177/1948550615616170>
- Clifford, S., Kim, Y., & Sullivan, B. W. (2019). An improved question format for measuring conspiracy beliefs. *Public Opinion Quarterly, 83*(4), 690–722.
- Cohen, J. (1988). *Statistical power analysis for the behavioral sciences* (2nd ed.). Hillsdale, NJ: Erlbaum.
- Cumming, G. (2012). *Understanding the new statistics: Effect sizes, confidence intervals, and meta-analysis*. New York, NY: Routledge.
- Douglas, K. M., Sutton, R. M., & Cichocka, A. (2017). The psychology of conspiracy theories. *Current Directions in Psychological Science, 26*, 538–542. <https://doi.org/10.1177/0963721417718261>
- Fenigstein, A., & Vanable, P. A. (1992). Paranoia and self-consciousness. *Journal of Personality and Social Psychology, 62*(1), 129–138. <https://doi.org/10.1037/0022-3514.62.1.129>
- Fischer, R., Vauclair, C. M., Fontaine, J. R., & Schwartz, S. H. (2010). Are individual-level and country-level value structures different? Testing Hofstede's legacy with the Schwartz Value Survey. *Journal of Cross-Cultural Psychology, 41*(2), 135–151. <https://doi.org/10.1177/0022022109354377>
- Fotheringham, A. S., & Rogerson, P. A. (Eds.). (2008). *The SAGE handbook of spatial analysis*. Thousand Oaks, CA: Sage.
- Freedman, D. A. (1999). Ecological inference and the ecological fallacy. *International Encyclopedia of the Social & Behavioral Sciences, 6*, 4027–4030.
- Fritz, C. O., Morris, P. E., & Richler, J. J. (2012). Effect size estimates: Current use, calculations, and interpretation. *Journal of Experimental Psychology: General, 141*(1), 2–18. <https://doi.org/10.1037/a0024338>
- Funder, D. C., & Ozer, D. J. (2019). Evaluating effect size in psychological research: Sense and nonsense. *Advances in Methods and Practices in Psychological Science, 2*(2), 156–168. <https://doi.org/10.1177/2515245919847202>

- Gelfand, M. J., Raver, J. L., Nishii, L., Leslie, L. M., Lun, J., Lim, B. C., . . . Yamaguchi, S. (2011). Differences between tight and loose cultures: A 33-nation study. *Science*, *332*(6033), 1100–1104. <https://doi.org/10.1126/science.1197754>
- Goertzel, T. (1994). Belief in conspiracy theories. *Political Psychology*, *15*(4), 731–742. <https://doi.org/10.2307/3791630>
- Graeupner, D., & Coman, A. (2017). The dark side of meaning-making: How social exclusion leads to superstitious thinking. *Journal of Experimental Social Psychology*, *69*, 218–222. <https://doi.org/10.1016/j.jesp.2016.10.003>
- Green, R., & Douglas, K. M. (2018). Anxious attachment and belief in conspiracy theories. *Personality and Individual Differences*, *125*, 30–37. <https://doi.org/10.1016/j.paid.2017.12.023>
- Grzesiak-Feldman, M., & Irzycka, M. (2009). Right-wing authoritarianism and conspiracy thinking in a Polish sample. *Psychological Reports*, *105*, 389–393.
- Hart, J., & Graether, M. (2018). Something’s going on here: Psychological predictors of belief in conspiracy theories. *Journal of Individual Differences*, *39*, 229–237. <https://doi.org/10.1027/1614-0001/a000268>
- Henrich, J., Heine, S. J., & Norenzayan, A. (2010). The weirdest people in the world? *Behavioral and Brain Sciences*, *33*(2-3), 61–83. <https://doi.org/10.1017/S0140525X0999152X>
- Hofstede, G. (1984). Cultural dimensions in management and planning. *Asia Pacific Journal of Management*, *1*, 81–99. <https://doi.org/10.1007/BF01733682>
- Hofstede, G. (2011). Dimensionalizing cultures: The Hofstede model in context. *Online Readings in Psychology and Culture*, *2*, 8. <https://doi.org/10.9707/2307-0919.1014>
- Holm, N. (2009). Conspiracy theorizing surveillance: Considering modalities of paranoia and conspiracy in surveillance studies. *Surveillance & Society*, *7*(1), 36–48. ISSN: 1477–7487
- Hornsey, M. J., Harris, E. A., & Fielding, K. S. (2018). The psychological roots of anti-vaccination attitudes: A 24-nation investigation. *Health Psychology*, *37*(4), 307–315.
- Imhoff, R., & Bruder, M. (2014). Speaking (un-) truth to power: Conspiracy mentality as a generalised political attitude. *European Journal of Personality*, *28*(1), 25–43. <https://doi.org/10.1002/per.1930>
- Jolley, D., & Douglas, K. M. (2014a). The effects of anti-vaccine conspiracy theories on vaccination intentions. *PLoS ONE*, *9*(2), e89177. <https://doi.org/10.1371/journal.pone.0089177>
- Jolley, D., & Douglas, K. M. (2014b). The social consequences of conspiracism: Exposure to conspiracy theories decreases intentions to engage in politics and to reduce one’s carbon footprint. *British Journal of Psychology*, *105*, 35–56. <https://doi.org/10.1111/bjop.12018>
- Jolley, D., Meleady, R., & Douglas, K. M. (2020). Exposure to intergroup conspiracy theories promotes prejudice which spreads across groups. *British Journal of Psychology*, *111*(1), 17–35. <https://doi.org/10.1111/bjop.12385>
- Konrath, S., Bushman, B. J., & Grove, T. (2009). Seeing my world in a million little pieces: Narcissism, self-construal, and cognitive-perceptual style. *Journal of Personality*, *77*(4), 1197–1228. <https://doi.org/10.1111/j.1467-6494.2009.00579.x>
- Kwon, M., Saluja, G., & Adaval, R. (2015). Who said what: The effects of cultural mindsets on perceptions of endorser–message relatedness. *Journal of Consumer Psychology*, *25*(3), 389–403. <https://doi.org/10.1016/j.jcps.2015.01.011>
- Lewandowsky, S., Gignac, G. E., & Oberauer, K. (2013). The role of conspiracist ideation and worldviews in predicting rejection of science. *PLoS ONE*, *8*(10). <https://doi.org/10.1371/journal.pone.0075637.t001>
- Lin, Z., Lin, Y., & Han, S. (2008). Self-construal priming modulates visual activity underlying global/local perception. *Biological Psychology*, *77*(1), 93–97. <https://doi.org/10.1016/j.biopsycho.2007.08.002>
- Liu, S. S., Morris, M. W., Talhelm, T., & Yang, Q. (2019). Ingroup vigilance in collectivistic cultures. *Proceedings of the National Academy of Sciences*, *116*(29), 14538–14546. <https://doi.org/10.1073/pnas.1817588116>
- Mammarella, N., & Fairfield, B. (2013). Where did I put my keys?—A “we” intervention to promote memory in healthy older adults: A controlled pilot study. *Gerontology*, *59*(4), 349–354. <https://doi.org/10.1159/000346357>
- Marchlewska, M., Cichocka, A., & Kossowska, M. (2018). Addicted to answers: Need for cognitive closure and the endorsement of conspiracy beliefs. *European Journal of Social Psychology*, *48*(2), 109–117. <https://doi.org/10.1002/ejsp.2308>
- Markus, H. R., & Kitayama, S. (1991). Culture and the self: Implications for cognition, emotion, and motivation. *Psychological Review*, *98*(2), 224–253. <https://doi.org/10.1037/0033-295X.98.2.224>
- Mashuri, A., & Zaduqisti, E. (2015). The effect of intergroup threat and social identity salience on the belief in conspiracy theories over terrorism in Indonesia: Collective angst as a mediator. *International Journal of Psychological Research*, *8*(1), 24–35. <https://doi.org/10.21500/20112084.642>
- Miller, J. M., Saunders, K. L., & Farhart, C. E. (2016). Conspiracy endorsement as motivated reasoning: The moderating roles of political knowledge and trust. *American Journal of Political Science*, *60*(4), 824–844. <https://doi.org/10.1111/ajps.12234>
- Mousa, S. (2020). Building social cohesion between Christians and Muslims through soccer in post-ISIS Iraq. *Science*, *369*(6505), 866–870. <https://doi.org/10.1126/science.abb3153>

- Newheiser, A. K., Farias, M., & Tausch, N. (2011). The functional nature of conspiracy beliefs: Examining the underpinnings of belief in the Da Vinci Code conspiracy. *Personality and Individual Differences, 51*, 1007–1011. <https://doi.org/10.1016/j.paid.2011.08.011>
- Oliver, J. E., & Wood, T. J. (2014). Conspiracy theories and the paranoid style (s) of mass opinion. *American Journal of Political Science, 58*, 952–966. <https://doi.org/10.1111/ajps.12084>
- Oyserman, D. (2016). What does a priming perspective reveal about culture: culture-as-situated cognition. *Current Opinion in Psychology, 12*, 94–99. <https://doi.org/10.1016/j.copsyc.2016.10.002>
- Oyserman, D. (2017). Culture three ways: Culture and subcultures within countries. *Annual Review of Psychology, 68*, 435–463. <https://doi.org/10.1146/annurev-psych-122414-033617>
- Pagotto, L., Visintin, E. P., De Iorio, G., & Voci, A. (2013). Imagined intergroup contact promotes cooperation through out-group trust. *Group Processes & Intergroup Relations, 16*(2), 209–216.
- van Prooijen, J. W. (2017). Why education predicts decreased belief in conspiracy theories. *Applied Cognitive Psychology, 31*, 50–58. <https://doi.org/10.1002/acp.3301>
- van Prooijen, J. W., & Acker, M. (2015). The influence of control on belief in conspiracy theories: Conceptual and applied extensions. *Applied Cognitive Psychology, 29*(5), 753–761. <https://doi.org/10.1002/acp.3161>
- van Prooijen, J. W., & Douglas, K. M. (2018). Belief in conspiracy theories: Basic principles of an emerging research domain. *European Journal of Social Psychology, 48*(7), 897–908. <https://doi.org/10.1002/ejsp.2530>
- van Prooijen, J. W., & Jostmann, N. B. (2013). Belief in conspiracy theories: The influence of uncertainty and perceived morality. *European Journal of Social Psychology, 43*(1), 109–115. <https://doi.org/10.1002/ejsp.1922>
- van Prooijen, J. W., Staman, J., & Krouwel, A. P. (2018). Increased conspiracy beliefs among ethnic and Muslim minorities. *Applied Cognitive Psychology, 32*(5), 661–667. <https://doi.org/10.1002/acp.3442>
- van Prooijen, J. W., & van Vugt, M. (2018). Conspiracy theories: Evolved functions and psychological mechanisms. *Perspectives on Psychological Science, 13*(6), 770–788. <https://doi.org/10.1177/1745691618774270>
- Saluja, G., Adaval, R., & Wyer, R. S. (2017). Hesitant to label, yet quick to judge: How cultural mindsets affect the accessibility of stereotypic knowledge when concepts of the elderly are primed. *Organizational Behavior and Human Decision Processes, 143*, 23–38. <https://doi.org/10.1016/j.obhdp.2016.09.004>
- Sapountzis, A., & Condor, S. (2013). Conspiracy accounts as intergroup theories: Challenging dominant understandings of social power and political legitimacy. *Political Psychology, 34*(5), 731–752. <https://doi.org/10.1111/pops.12015>
- Saunders, K. L. (2017). The impact of elite frames and motivated reasoning on beliefs in a global warming conspiracy: The promise and limits of trust. *Research & Politics, 4*(3), 1–9. <https://doi.org/10.1177/2053168017717602>
- Schielzeth, H., & Nakagawa, S. (2013). Nested by design: model fitting and interpretation in a mixed model era. *Methods in Ecology and Evolution, 4*(1), 14–24.
- Schönbrodt, F. D., & Perugini, M. (2013). At what sample size do correlations stabilize? *Journal of Research in Personality, 47*(5), 609–612.
- Schug, J., Yuki, M., & Maddux, W. (2010). Relational mobility explains between- and within-culture differences in self-disclosure to close friends. *Psychological Science, 21*(10), 1471–1478. <https://doi.org/10.1177/0956797610382786>
- Schwartz, S. H. (1990). Individualism-collectivism: Critique and proposed refinements. *Journal of Cross-Cultural Psychology, 21*(2), 139–157. <https://doi.org/10.1177/0022022190212001>
- Sidanius, J., & Pratto, F. (2001). *Social dominance: An intergroup theory of social hierarchy and oppression*. Cambridge, United Kingdom: Cambridge University Press.
- Staerklé, C., & Green, E. G. T. (2018). Right-wing populism as a social representation: A comparison across four European countries. *Journal of Community & Applied Social Psychology, 28*, 430–445. <https://doi.org/10.1002/casp.2369>
- Ståhl, T., & van Prooijen, J. W. (2018). Epistemic rationality: Skepticism toward unfounded beliefs requires sufficient cognitive ability and motivation to be rational. *Personality and Individual Differences, 122*, 155–163. <https://doi.org/10.1016/j.paid.2017.10.026>
- Sutton, R. M., & Douglas, K. M. (2014). Examining the monological nature of conspiracy theories. In J. W. van Prooijen & P. A. van Lange (Eds.), *Power, politics, and paranoia: Why people are suspicious of their leaders* (pp. 254–272). Cambridge, United Kingdom: Cambridge University Press.
- Sutton, R. M., & Douglas, K. M. (2020). Agreeing to disagree: Reports of the popularity of Covid-19 conspiracy theories are greatly exaggerated. *Psychological Medicine, 1–3*.
- Swami, V. (2012). Social psychological origins of conspiracy theories: the case of the Jewish conspiracy theory in Malaysia. *Frontiers in Psychology, 3*, 280. <https://doi.org/10.3389/fpsyg.2012.00280>
- Swami, V., Coles, R., Stieger, S., Pietschnig, J., Furnham, A., Rehim, S., & Voracek, M. (2011). Conspiracist ideation in Britain and Austria: Evidence of a monological belief system and associations between individual psychological differences and real-world and fictitious conspiracy theories. *British Journal of Psychology, 102*(3), 443–463. <https://doi.org/10.1111/j.2044-8295.2010.02004.x>

- Swami, V., Voracek, M., Stieger, S., Tran, U. S., & Furnham, A. (2014). Analytic thinking reduces belief in conspiracy theories. *Cognition*, *133*, 572–585. <https://doi.org/10.1016/j.cognition.2014.08.006>
- Uenal, F. (2016). Islamophobia & anti-semitism: Comparing the social psychological underpinnings of anti-semitic and anti-muslim beliefs in contemporary Germany. *Islamophobia Studies Journal*, *3*, 35–55.
- United Nations Development Programme. (2009). *Human Development Report 2009: Human Development on the Move*. New York: UN.
- Uscinski, J. E., & Parent, J. M. (2014). *American conspiracy theories*. New York, NY: Oxford University Press.
- Wagner-Egger, P., & Bangerter, A. (2007). La vérité est ailleurs: corrélats de l'adhésion aux théories du complot [The truth lies elsewhere: Correlates of belief in conspiracy theories]. *Revue Internationale de Psychologie Sociale*, *20*, 31–61.
- Wagner-Egger, P., Delouvé, S., Gauvrit, N., & Dieguez, S. (2018). Creationism and conspiracism share a common teleological bias. *Current Biology*, *28*, R867–R868. <https://doi.org/10.1016/j.cub.2018.06.072>
- Wells, G. L., & Windschitl, P. D. (1999). Stimulus sampling and social psychological experimentation. *Personality and Social Psychology Bulletin*, *25*(9), 1115–1125. <https://doi.org/10.1177/01461672992512005>
- Whitson, J. A., & Galinsky, A. D. (2008). Lacking control increases illusory pattern perception. *Science*, *322*(5898), 115–117. <https://doi.org/10.1126/science.1159845>
- Whitson, J. A., Galinsky, A. D., & Kay, A. (2015). The emotional roots of conspiratorial perceptions, system justification, and belief in the paranormal. *Journal of Experimental Social Psychology*, *56*, 89–95. <https://doi.org/10.1016/j.jesp.2014.09.002>
- Yoo, B., Donthu, N., & Lenartowicz, T. (2011). Measuring Hofstede's five dimensions of cultural values at the individual level: Development and validation of CVSCALE. *Journal of international consumer marketing*, *23*(3–4), 193–210.
- World Medical Organization. (1964). *Recommendations guiding physicians in biomedical research involving human subjects*. Helsinki, Finland: World Medical Association.
- World Public Opinion. (2008). *International poll: No consensus on who was behind 9/11*. Retrieved from <https://drum.lib.umd.edu/handle/1903/10638>

Supporting Information

Additional supporting information may be found in the online version of this article at the publisher's web site: