



This is a repository copy of *Pyrimidin-6-yl trifluoroborate salts as versatile templates for heterocycle synthesis*.

White Rose Research Online URL for this paper:
<http://eprints.whiterose.ac.uk/171513/>

Version: Published Version

Article:

Cousins, D.L., Fricero, P., Kopf, K.P.M. et al. (4 more authors) (2021) Pyrimidin-6-yl trifluoroborate salts as versatile templates for heterocycle synthesis. *Angewandte Chemie International Edition*. ISSN 1433-7851

<https://doi.org/10.1002/anie.202101297>

Reuse

This article is distributed under the terms of the Creative Commons Attribution (CC BY) licence. This licence allows you to distribute, remix, tweak, and build upon the work, even commercially, as long as you credit the authors for the original work. More information and the full terms of the licence here:
<https://creativecommons.org/licenses/>

Takedown

If you consider content in White Rose Research Online to be in breach of UK law, please notify us by emailing eprints@whiterose.ac.uk including the URL of the record and the reason for the withdrawal request.

Chemoselective Cross-Coupling

Pyrimidin-6-yl Trifluoroborate Salts as Versatile Templates for Heterocycle Synthesis

David L. Cousins, Prisca Fricero, Kenji P. M. Kopf, Elliot J. McColl, Werngard Czechtizky, Yee Hwee Lim, and Joseph P. A. Harrity*

Abstract: We report a novel and general method to access a highly under-studied privileged scaffold—pyrimidines bearing a trifluoroborate at C4, and highlight the broad utility of these intermediates in a rich array of downstream functionalization reactions. This chemistry is underpinned by the unique features of the trifluoroborate group; its robustness provides an opportunity to carry out chemoselective reactions at other positions on the pyrimidine while providing a pathway for elaboration at the C–B bond when suitably activated.

Pyrimidines are amongst the most widely represented class of heterocycles in biological systems. They are present in nucleic acids and countless other biologically relevant compounds, including numerous pharmaceutical and agrochemical products (Figure 1).^[1] Indeed, in 2020, 8 out of 35 small-molecule drugs that gained FDA approval contained a pyrimidine heterocycle, demonstrating the continued demand for ways to access this privileged substructure. In addition to their ubiquity in the biological sciences, pyrimidine derivatives are also common building blocks in many functional materials such as supramolecular assemblies, non-linear optics and organic electronics.^[2]

The ring C–H metalation of pyrimidines offers a direct means to further functionalize these systems,^[3] and this has

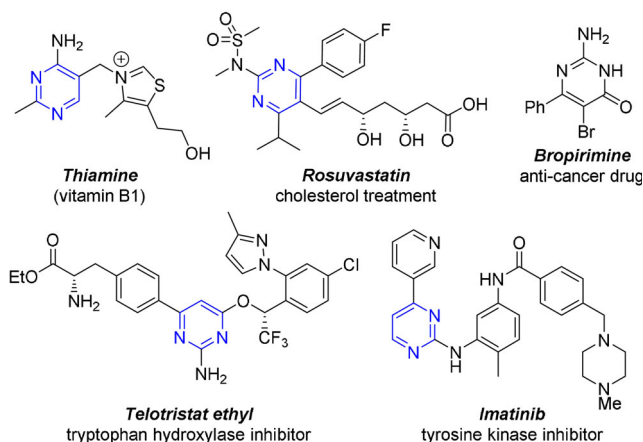


Figure 1. Prominent pyrimidine containing heterocycles.

been successfully implemented at C2,^[4] C4,^[5] and C5.^[6] However, ring metalation requires strong bases and often leads to low yields of products due to the propensity of these intermediates to undergo dimerization. In recent years, there have been numerous reports of radical/homolytic functionalization of pyrimidines as a mild and functional group tolerant alternative to deprotonative metalation.^[7] Several notable examples of this strategy have allowed the predictable, selective and mild functionalization of pyrimidines under photoredox catalysis and Minisci conditions.^[8]

While this approach is powerful for pyrimidine alkylation and (electron-rich) arylation at C4 due to the innate electrophilicity of this ring position, metalation would prove complementary to this strategy and so more robust C4 metalated pyrimidine derivatives would make a welcome addition to the arsenal of methods available for pyrimidine functionalization. In this regard, boronic acid derivatives offer an intriguing alternative to main group organometallics as they are generally stable, easy to handle and enjoy a rich array of potential functionalization methods. We anticipated that pyrimidine boronic acid derivatives would offer an established route to a range of derivatization strategies. To our surprise however, they are remarkably under-represented, with the 4-borylated congener being the subject of only very limited studies to-date. For catalytic transformations, this fragment is typically supplanted by a (pseudo)halide in Suzuki–Miyaura cross-couplings or an organotin reagent in Stille cross couplings.^[9] Among the possible reasons for this may include the tendency for boronic acids and esters adjacent to ring heteroatoms to undergo undesired side-reactions, such as protodeboronation and oxidation.^[10] Notably, attempts at catalytic borylation at the pyrimidine C6 have

[*] D. L. Cousins, Dr. P. Fricero, K. P. M. Kopf, E. J. McColl, Prof. J. P. A. Harrity
Department of Chemistry, University of Sheffield
Sheffield, S3 7HF (UK)
E-mail: j.harrity@sheffield.ac.uk

Dr. W. Czechtizky
Integrated Drug discovery, R&D, Sanofi Aventis (Deutschland) GmbH
Industriepark Höchst, 65926 Frankfurt am Main (Germany)

and
Present address: Department of Medicinal Chemistry, Research and Early Development, Respiratory & Immunology, BioPharmaceuticals R&D, AstraZeneca
Pepparedsleden 1, 43183 Mölndal (Sweden)

Dr. Y. H. Lim
Functional Molecules & Polymers, Institute of Chemical and Engineering Sciences, A*STAR, Biopolis
Singapore (Singapore)

Supporting information and the ORCID identification number(s) for the author(s) of this article can be found under:
<https://doi.org/10.1002/anie.202101297>.

© 2021 The Authors. Angewandte Chemie International Edition published by Wiley-VCH GmbH. This is an open access article under the terms of the Creative Commons Attribution License, which permits use, distribution and reproduction in any medium, provided the original work is properly cited.

been unsuccessful.^[11] This adds to the incentive to develop alternative approaches to access this important class of intermediate.

Organotrifluoroborate salts offer a powerful means for the isolation and utility of otherwise unstable/sensitive boronic acids and esters.^[12] As shown in Figure 2, we recognized the opportunity to exploit ynone trifluoroborates **1**^[13] to access novel pyrimidines that would provide a platform for a rich array of downstream manipulations. This scaffold would demonstrate the unique chemoselectivity of the trifluoroborate group that is available for derivatization when activated under appropriate conditions, but is otherwise unaffected during a range of other transformations.

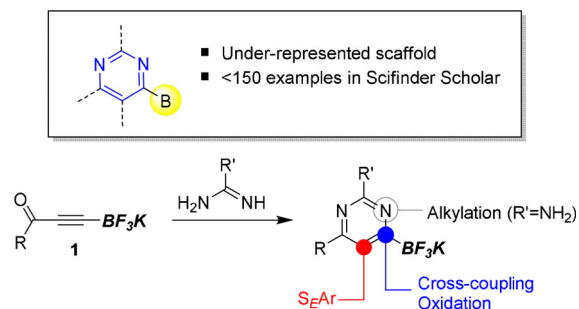


Figure 2. Design strategy for the synthesis and functionalization of pyrimidin-6-yl boronates.

We began our studies by investigating the condensation reaction of amidines and ynone trifluoroborate salts and our results are summarized in Figure 3. A brief optimization study revealed that refluxing toluene promoted the smooth condensation of benzamidine free base with a range of ynone trifluoroborate salts to give the corresponding pyrimidine borates in good yield. Encouragingly, with regard to the

ynone substituent, electron-rich, electron-poor, and halogenated aromatics were tolerated. In addition, pyrazole-substituted ynone **1i** underwent smooth condensation with benzamidine to afford **2i** which was isolated in excellent yield. The procedure could also be applied to alkyl-substituted ynone trifluoroborates, allowing the isolation of pyrimidines **2f–h** in good yield. With regard to the amidine component, numerous benzamidines were tolerated in this process to give pyrimidines **2j–l** with various substituted aromatics in the 2-position. Heteroaromatic fragments, along with a cyclopropyl substituent could also be incorporated, providing the corresponding products in good yield.

A significant proportion of pyrimidine-containing drugs contain a 2-amino substituent (cf. Figure 1), therefore, a priority for further scope investigation was to determine if this important pharmacophore could be incorporated in the structure of the product salts, via reaction of the appropriate guanidine with our ynone salts. Starting with *N*-carbamimidoyl pivalamide as a non-hygroscopic and crystalline equivalent of guanidine freebase, we were surprised to isolate free aminopyrimidine **4a** with no trace of the corresponding amide (Figure 4).^[14] This process appeared to be quite general and delivered a small family of 2-aminopyrimidine borate salts in good to excellent yields. We next turned our attention to the condensation of *N*-substituted guanidines and again were pleased to find that we could generate a range of *N*-substituted analogs. In this case the products were isolated with high regioselectivities after recrystallization, and the regiochemistry was assigned on the basis of ¹H NMR spectroscopy, and by X-ray crystallography in the case of **6**.^[15]

Finally, and with a range of pyrimidine trifluoroborate salts in hand, we decided to investigate the potential of these compounds for further organic synthesis, with an emphasis on highlighting chemoselective manipulations of the functionality present in these molecules. As shown in Figure 5, treatment of **4a** with MeI and allyl bromide resulted in the

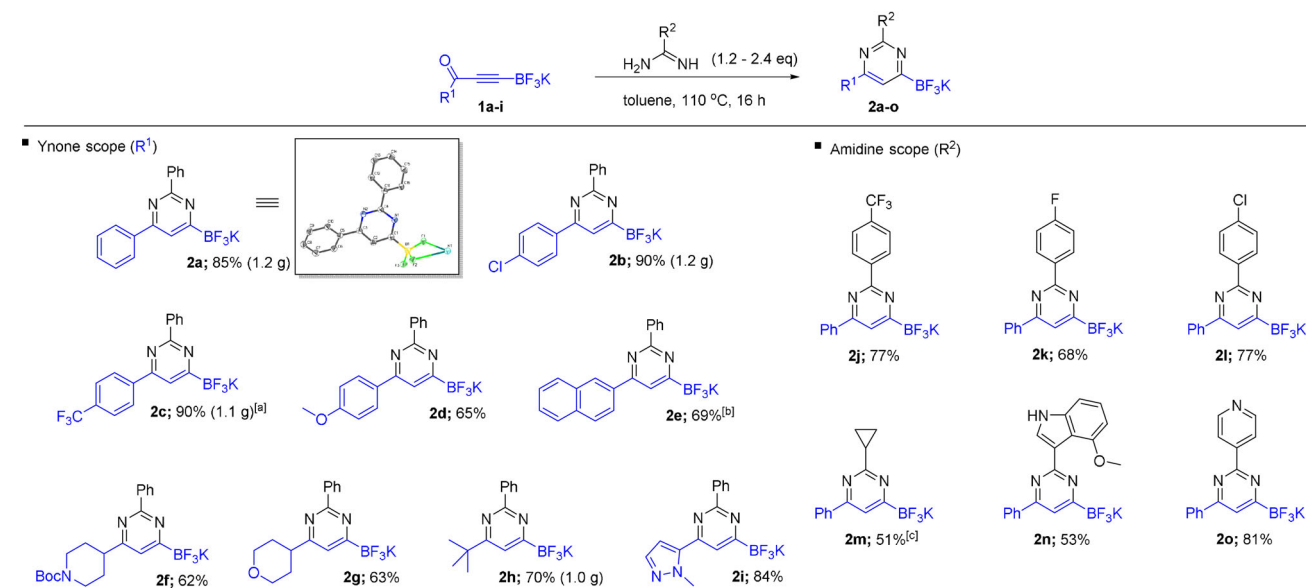


Figure 3. Scope of pyrimidin-6-yl trifluoroborate salts. [a] 3.8 equiv of benzamidine used. [b] Reaction mixture was heated for 48 hours. [c] 6.0 equiv of cyclopropylamine used.

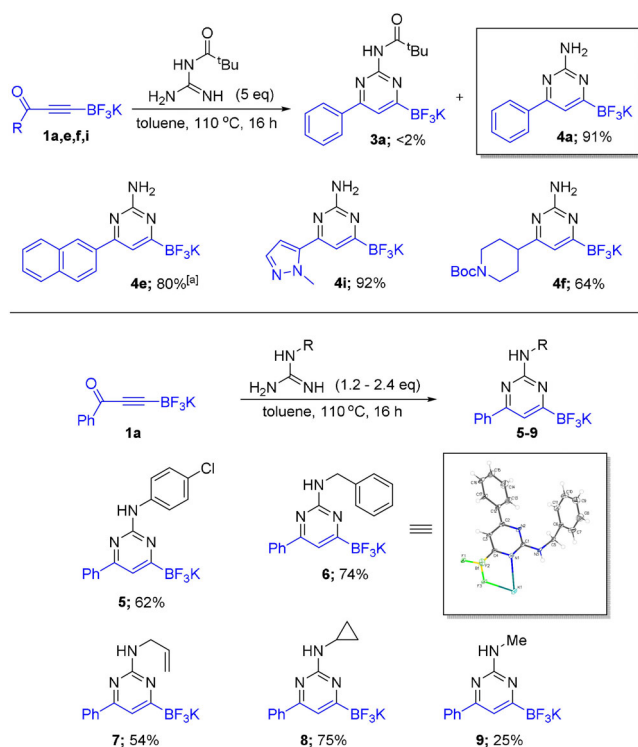


Figure 4. Synthesis of 2-aminopyrimidine borate salts. [a] Reaction mixture was heated for 48 hours.

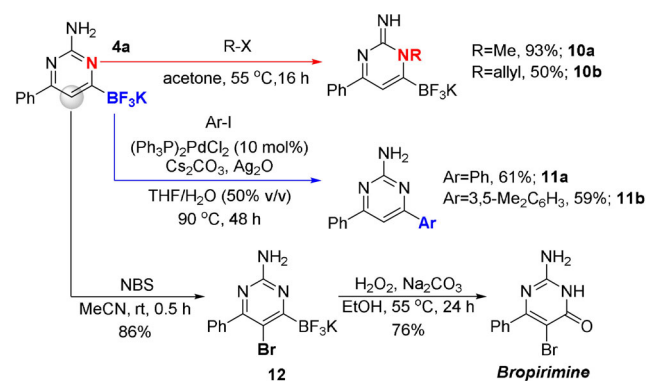


Figure 5. Elaboration of pyrimidin-6-yl trifluoroborate salts.

formation of **10a,b**. These compounds are isomers of **7** and **9** that were generated by direct condensation (cf Figure 4) which serves to highlight the diversity of substitution available in the generation of these heterocyclic products. These compounds were isolated as single regioisomers and the regioselectivity was assigned by X-ray crystallography and HMBC spectroscopy (see Supporting Information).^[16] Turning to the trifluoroborate, we were pleased to find that this group proved to be amenable to promoting cross-coupling with aryl iodides, furnishing biaryl products **11a,b** in good yield. Finally, subjecting **4a** to bromination results in clean electrophilic aromatic substitution at the pyrimidine C5 position, leaving the trifluoroborate group intact. Subsequent oxidation of the C–B bond provided the experimental anticancer drug, bropirimine in high yield over two steps.

In conclusion, we report that C4-borylated pyrimidine derivatives can be readily accessed by condensation reactions of ynone trifluoroborates, providing the first general method to access this class of heterocycles. This work serves to highlight the robustness of the potassium trifluoroborate handle; it is stable towards strongly nucleophilic amidines and guanidines, as well as alkylating agents and even bromine. However, it also provides a pathway for elaboration of the pyrimidines via Suzuki–Miyaura cross-coupling and oxidation. The trifluoroborate salts presented herein are crystalline, bench-stable materials that have been stored without precaution for more than 1 year, without noticeable degradation. It is hoped that these compounds will find application as robust intermediates in the synthesis of useful pyrimidines.

Acknowledgements

We are grateful for support from Sanofi Aventis and the FP7 Marie Curie Actions of the European Commission (via the ITN networks COSSHNET and CATMEC). D.L.C. acknowledges support from A*STAR Graduate Academy through the ARAP program.

Conflict of interest

The authors declare no conflict of interest.

Keywords: chemoselective · cross-coupling · pyrimidine · trifluoroborate

- [1] a) I. M. Lagoja, *Chem. Biodiversity* **2005**, *2*, 1; b) G. W. Rewcastle in *Comprehensive Heterocyclic Chemistry III, Vol. 8*, (Eds.: A. R. Katritzky, C. A. Ramsden, E. F. V. Scriven, R. J. K. Taylor), Elsevier, Oxford, **2008**, p. 117.
- [2] For lead references see: a) J. A. R. Navarro, E. Barea, M. A. Galindo, J. M. Salas, M. A. Romero, M. Quirós, N. Masciocchi, S. Galli, A. Sironi, B. Lippert, *J. Solid State Chem.* **2005**, *178*, 2436; b) H. Akdas-Kilig, M. Godfroy, J.-L. Fillaut, B. Donnio, B. Heinrich, P. Kędziora, J.-P. Malval, A. Spangenberg, S. van Cleuvenbergen, K. Clays, F. Camerel, *J. Phys. Chem. C* **2015**, *119*, 3697; c) Y.-K. Chen, H.-H. Kuo, D. Luo, Y.-N. Lai, W.-C. Li, C.-H. Chang, D. Escudero, A. K.-Y. Jen, L.-Y. Hsu, Y. Chi, *Chem. Mater.* **2019**, *31*, 6453.
- [3] For a review see: F. Chevallier, F. Mongin, *Chem. Soc. Rev.* **2008**, *37*, 595.
- [4] K. Groll, S. M. Manolikakes, X. M. du Jourdin, M. Jaric, A. Bredihhin, K. Karaghiosoff, T. Carell, P. Knochel, *Angew. Chem. Int. Ed.* **2013**, *52*, 6776; *Angew. Chem.* **2013**, *125*, 6909.
- [5] A. Seggio, F. Chevallier, M. Vaultier, F. Mongin, *J. Org. Chem.* **2007**, *72*, 6602.
- [6] T. Imahori, Y. Kondo, *J. Am. Chem. Soc.* **2003**, *125*, 8082.
- [7] For recent reviews see: a) R. S. J. Proctor, R. J. Phipps, *Angew. Chem. Int. Ed.* **2019**, *58*, 13666; *Angew. Chem.* **2019**, *131*, 13802; b) A. C. Sun, R. C. McAtee, E. J. McClain, C. R. J. Stephenson, *Synthesis* **2019**, *51*, 1063; c) T. Cernak, K. D. Dykstra, S. Tyagarajan, P. Vachalb, S. W. Kraska, *Chem. Soc. Rev.* **2016**, *45*, 546.
- [8] a) F. O'Hara, D. G. Blackmond, P. S. Baran, *J. Am. Chem. Soc.* **2013**, *135*, 12122; b) Y. Fujiwara, J. A. Dixon, F. O'Hara, E. D. Funder, D. D. Dixon, R. A. Rodriguez, R. D. Baxter, B. Herlé, N.

- Sach, M. R. Collins, Y. Ishihara, P. S. Baran, *Nature* **2012**, *492*, 95; c) W.-M. Cheng, R. Shang, M.-C. Fu, Y. Fu, *Chem. Eur. J.* **2017**, *23*, 2537; d) T. Thatikonda, U. Singh, S. Ambala, R. A. Vishwakarma, P. P. Singh, *Org. Biomol. Chem.* **2016**, *14*, 4312; e) G. A. Molander, V. Colombel, V. A. Braz, *Org. Lett.* **2011**, *13*, 1852.
- [9] L. Wimmer, L. Rycek, M. Koley, M. Schnürch, *Top. Heterocycl. Chem.* **2014**, *45*, 61.
- [10] a) L.-C. Campeau, K. Fagnou, *Chem. Soc. Rev.* **2007**, *36*, 1058; b) A. J. J. Lennox, G. C. Lloyd-Jones, *J. Am. Chem. Soc.* **2012**, *134*, 7431.
- [11] M. A. Larsen, J. F. Hartwig, *J. Am. Chem. Soc.* **2014**, *136*, 4287.
- [12] K. M. Traister, G. A. Molander, *Top. Organomet. Chem.* **2015**, *49*, 117.
- [13] a) J. D. Kirkham, S. J. Edeson, S. Stokes, J. P. A. Harrity, *Org. Lett.* **2012**, *14*, 5354; b) P. Fricero, L. Bialy, W. Czechtizky, M. Méndez, *Org. Lett.* **2018**, *20*, 198.
- [14] For a related *N*-acyl transfer process in the synthesis of imidazoles see: N. Ando, S. Terashima, *Tetrahedron* **2010**, *66*, 6224.
- [15] Minor products that could correspond to regioisomeric condensation products were observed in the crude reaction mixtures but these could not be isolated in sufficient purity or quantity to be characterized.
- [16] Deposition Numbers 2062198 (**2a**), 2062205 (**6**), and 2062210 (**10a**) contain the supplementary crystallographic data for this paper. These data are provided free of charge by the joint Cambridge Crystallographic Data Centre and Fachinformationszentrum Karlsruhe Access Structures service.

Manuscript received: January 27, 2021

Accepted manuscript online: February 11, 2021

Version of record online: ■■■■■, ■■■■■

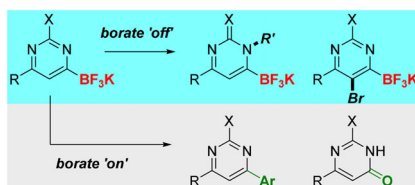
Communications



Chemoselective Cross-Coupling

D. L. Cousins, P. Fricero, K. P. M. Kopf,
E. J. McColl, W. Czechtizky, Y. H. Lim,
J. P. A. Harrity* ————— ■■■■—■■■■

Pyrimidin-6-yl Trifluoroborate Salts as
Versatile Templates for Heterocycle
Synthesis



Stable and enabling: Pyrimidine trifluoroborates are an under-developed scaffold that have been rarely reported in the literature. These compounds participate in a rich array of downstream functionalization reactions that are underpinned by the unique features of the trifluoroborate group; its robustness provides an opportunity to carry out chemoselective reactions at other positions on the pyrimidine while providing a pathway for elaboration at the C–B bond when activated.