

An Efficient Synthesis of Highly Substituted Indanones and Chalcones Promoted By Superacid

Amrita Das

A Dissertation Submitted to
Indian Institute of Technology Hyderabad
In Partial Fulfillment of the Requirements for
The Degree of Master of Science



भारतीय प्रौद्योगिकी संस्थान हैदराबाद
Indian Institute of Technology Hyderabad

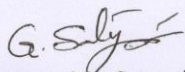
Department of Chemistry

April, 2014

Declaration

I hereby declare that the matter embodied in this report is the result of investigation carried out by me in the Department of Chemistry, Indian Institute of Technology Hyderabad under the supervision of **Dr. G. Satyanarayana**.

In keeping with general practice of reporting scientific observations, due acknowledgement has been made wherever the work described is based on the findings of other investigators.



Signature of the Supervisor

Dr. G. Satyanarayana.


Assistant professor

Department of Chemistry

Indian Institute of Technology, Hyderabad

Andhra Pradesh, 502205.

Dr. G. Satyanarayana
Assistant Professor
Department of Chemistry
Indian Institute of Technology Hyderabad
Ordnance Factory Estate
Yeddumailaram-502 205
Andhra Pradesh, India



Student's signature

Amrita Das


Student's name

Student's Roll no.- **CY12M1003**

Approval Sheet


This thesis entitled “An Efficient Synthesis of Highly Substituted Indanones and Chalcones Promoted By Superacid” by Amrita Das is approved for the degree of Master of Science from IIT Hyderabad.

Dr. FAIZ AHMED KHAN
Prof. & Head
Department of Chemistry
Indian Institute of Technology Hyderabad
Ordnance Factory Estate
Yeddumailaram-502 205,
Andhra Pradesh-India.



-Name and affiliation-

Examiner

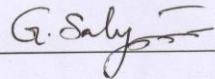

Dr. SURENDRA K. MARTHA

Assistant Professor
Department of Chemistry
Indian Institute of Technology Hyderabad

-Name and affiliation-

Examiner

Dr. G. Satyanarayana
Assistant Professor
Department of Chemistry
Indian Institute of Technology Hyderabad
Ordnance Factory Estate
Yeddumailaram-502 205
Andhra Pradesh, India



-Name and affiliation-

Adviser

-Name and affiliation-

Co-Adviser

-Name and affiliation-

Chairman

Acknowledgements

I take this opportunity to express my sincere thanks and gratitude to my supervisor **Dr. G. Satyanarayana** for his wise guidance in planning and executing the work just in a year. Hereby, I acknowledge the confidence that he has bestowed upon me by including me in his group. I feel very much privileged in working under such an esteemed, eminent and masterly guide without whom compilation of the present form will be nearly impossible. Particularly I am very much thankful to him for creating an intense interest on this field of research.

I sincerely thank, “Department of Chemistry of Indian Institute of Technology (IIT) Hyderabad”, for providing basic infrastructure and extending all the necessary facilities. My special thanks to the Head of the Department Prof. F.A. Khan. I am grateful to all the faculty members of the department, for their timely assistance whenever it was required and also for their encouragement. I am also thankful to all my group members for their constant help and valuable suggestions during my stay in the lab.

In this context, I must acknowledge the wise counseling of A. Gopi Krishna Reddy. I am in short of words in expressing my heart full thanks to Niharika Pedireddi, Ravi Kumar D, J. Krishna, Suchand Basuli, L. Mahender and B. Venkatramulu. My acknowledgement will be incomplete without mentioning the encouragement and suggestion of my colleagues Madhurima Hazra and Jyoti Nandi and the support of my friends Supriya Rej, Arnab Dey and Antarika Mandal.

Dedicated to

My Family

Abstract

Superacid promoted one-pot method was developed for the efficient synthesis of indanones. This process enabled the formation of dual C-C bond between aryl isopropyl ketones and benzaldehydes. Interestingly, when the reaction was performed between acetophenones and benzaldehydes, it was impeded after the aldol condensation and furnished the corresponding chalcones.

Contents

Declaration.....	Error! Bookmark not defined.
Approval Sheet	Error! Bookmark not defined.
Acknowledgements.....	iv
Abstract.....	vi
1 An Efficient Synthesis of Highly Substituted Indanones and Chalcones promoted by Superacid	
1.1. Introduction	1
1.2. Biological activities	2
1.3. Background	3
1.4. Result and discussion	5
1.5. Conclusion.....	17
1.6. Experimental Section.....	18
1.7. References and Notes	47

An Efficient Synthesis of Highly Substituted Indanones and Chalcones Promoted By Superacid

1.1 Introduction:

A synthetic chemist is always challenged with the need to discover methods that emphasise on the environmental and limiting resources aspects. This led to focus more keenly on designing more accelerated and competent strategies in the organic synthesis. The growing demand for the preparation of the basic moieties of many natural products has still further strengthened this focus. Thus, as a result of these demands, the accelerated synthetic procedures (like sonochemical and microwave techniques) that can reduce the number of reactions and purification steps, are highly approving.

These approaches improve the efficiency of a chemical reaction wherein a reactant is subjected to sequential chemical reactions in one reactor, thus, saving time and resources along with increasing the chemical yield. Therefore, one-pot synthetic methods have become indispensable in synthesis of organic compounds as they permit the construction of more than one bond. An illustration of a one-pot synthesis is demonstrated in the total synthesis of tropinone and Gassman indole synthesis. Highly complex molecules have also been generated with multiple stereo centres, such as, oseltamivir, with significantly shortened number of steps and commercial implications. Similarly, among the classical C-C bond forming reactions, Friedel-Crafts reaction is one of the best classical methods for either alkylation or acylation discovered by Friedel and Crafts in 1877.¹ Remarkably, in past few decades this reaction has been extensively applied in the field of organic synthesis under Brønsted/Lewis acidic conditions.^{2,3,4} Significantly, Friedel-Crafts cyclization became useful method for the synthesis of cyclic systems via single or multiple C-C bonds formation.⁵

Therefore, the development of such methods that facilitates C-C bonds formation in a single step, for the synthesis of carbocyclic compounds, are of particular interest since many cyclic systems are present as core structures in many natural products of biological relevance. Notably, the concept of superelectrophiles has been brought by Olah et al in the seventies.⁶ Of late, this concept of superelectrophiles has been applied to construct ring systems efficiently^{3b} as they are more reactive species.

In continuation of our research interests on domino/sequential domino one-pot transformations,⁷ and based on recently reported work on the synthesis of indanones using simple cinnamate esters via dual C-C bond formation promoted by superacid.⁸ Also, very recently, we have developed a mild method for the controlled formation of β -diaryl esters without the subsequent intramolecular acylation to give the indanones, via Freidel-Crafts Michael addition on cinnamate esters as key step for the synthesis of chromans.⁹ With this background, we became interested to design a novel methodology towards indanone synthesis promoted by acid.

1.2 Biological activity:

Indanones are ubiquitous systems that are present in many natural products of biological relevance as well as in a variety of drug candidates. Representative examples of such compounds include neo-lignin,¹⁰ pauciflorol F,¹¹ alcyopterosin N,¹² and indacrinone¹³ (Fig 1). Because of the importance of indanone core, various acid mediated approaches have been reported on their synthesis.¹⁴

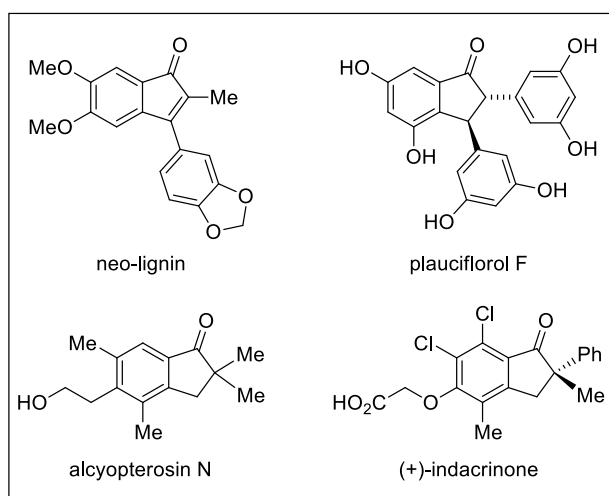


Figure 1. Representative examples for indanone based drugs and natural products.

Interestingly, chalcones form a very important and abundant subclass of flavonoids; especially the prenyl or geranyl groups are found to display a variety of biological and pharmacological activities. For example, isobavachalcone showed antibacterial, antitubercular, anticancer, antifungal, anti-reverse transcriptase, and antioxidant activities.^{15,16,17} Bavachalcone showed a significant inhibitor effect on baculovirus as well as inhibition on osteoclast differentiation. This also exhibits high α -glucosidase inhibitory activity.¹⁸ Xanthoangelol demonstrated antibacterial activity against Gram-positive pathogenic bacteria,¹⁹ antitumor-promoting activity and cytotoxicity against neuroblastoma cells.²⁰ Also it was found that isoxanthoangelol shows potent anticancer activity in some specialized cells like, SW 872 human liposarcoma cells (Fig 2).²¹

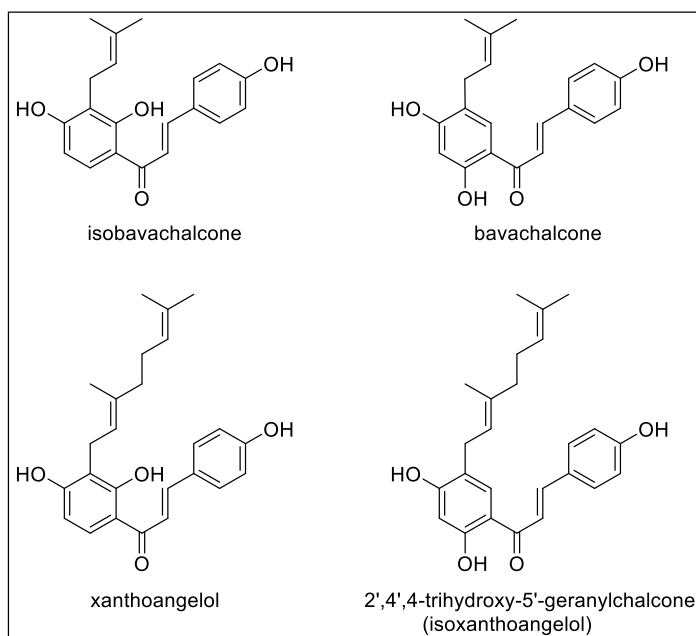


Figure 2. Representative examples for chalcone based drugs.

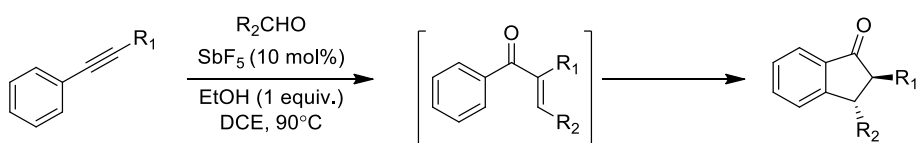
1.3 Background:

The wide occurrence of indanone moiety in several natural products has attracted the attention of chemists. They show a range of biological activities by just varying the substituents of its core structure. Out of many methods used for the synthesis of indanones, some reports were based on the use of transition metal catalysts (e.g. Pd, Ru) for the enantioselective synthesis of indanones, while, other reports used Lewis acid promoted

reaction pathways. Herein, we disclose the superacid (triflic acid) promoted dual C-C bond formation for the synthesis of indanones.

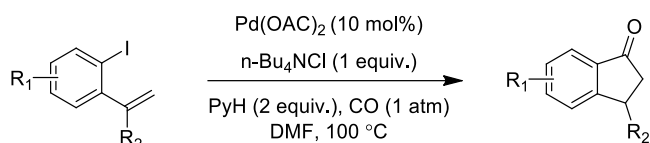
Some methodologies for indanone synthesis:

To begin with long history of the synthesis of indanones, a catalytic Lewis acid (SbF_5) was used to convert a mixture of phenylalkynes and aldehydes to indanones in one-pot in the presence of EtOH as an additive, yielding the corresponding 2,3-disubstituted indanones as a single *anti*-isomer (Scheme 1).²²



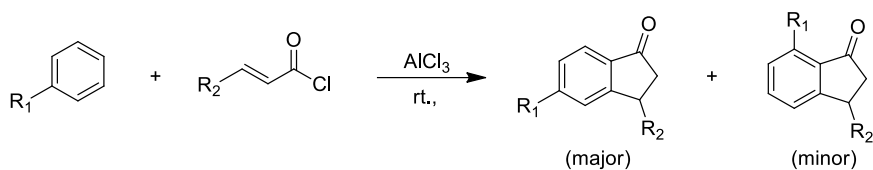
Scheme 1. Synthesis of the 2,3-disubstituted indanones from phenylalkynes and aldehydes by using a catalytic Lewis acid (SbF_5).

Indanones and 2-cyclopentenones have also been successfully prepared in good to excellent yields by the palladium-catalyzed carbonylative cyclization of unsaturated aryl iodides and dienyl triflates, iodides, and bromides, respectively (Scheme 2).²³



Scheme 2: Synthesis of indanones through palladium-catalyzed carbonylative cyclization of unsaturated aryl iodides.

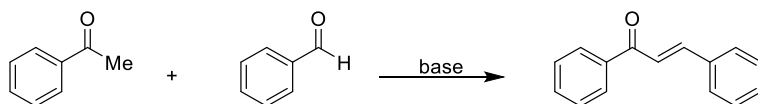
A series of 1-indanones were also synthesized in good yields via tandem Friedel–Crafts acylation and Nazarov cyclization of arenes and α,β -unsaturated acyl chlorides in the presence of AlCl_3 under microwave irradiation, these systems are known to be important synthetic intermediates for pharmaceuticals and ligands of olefin polymerization catalysts (Scheme 3).²⁴



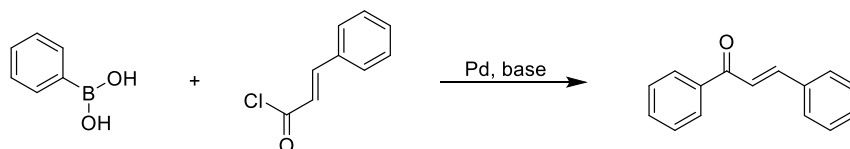
Scheme 3. Formation of indanones via tandem Friedel–Crafts acylation and Nazarov cyclization of arenes and α,β -unsaturated acyl chlorides.

Some methodologies for chalcone synthesis:

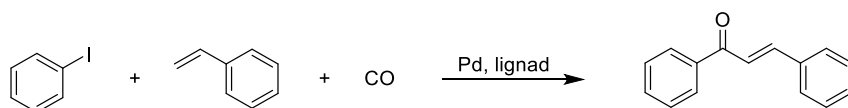
In addition, some other synthetic protocols, such as involving Claisen-Schmidt condensation of acetophenones and benzaldehyde, in the presence of a base in polar solvent,^{25,26,27} (Scheme 4), Pd-mediated Suzuki coupling between cinnamoyl chloride and phenyl boronic acid (Scheme 5) and palladium mediated carbonylative Heck coupling with aryl halides and styrenes in the presence of carbon monoxide (Scheme 6).^{28,29}



Scheme 4. Claisen-Schmidt condensation of acetophenones and benzaldehyde.



Scheme 5. Pd-mediated Suzuki coupling between cinnamoyl chloride and phenyl boronic acid.

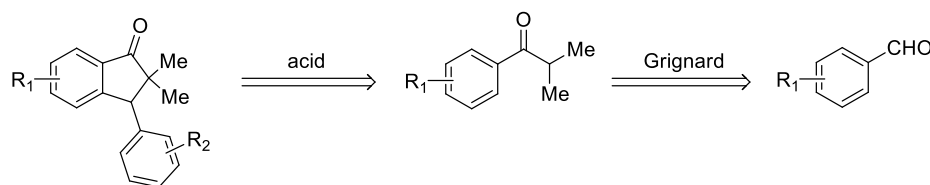


Scheme 6. palladium mediated carbonylative Heck coupling with aryl halides and styrenes in the presence of carbon monoxide.

1.4 Results and Discussion:

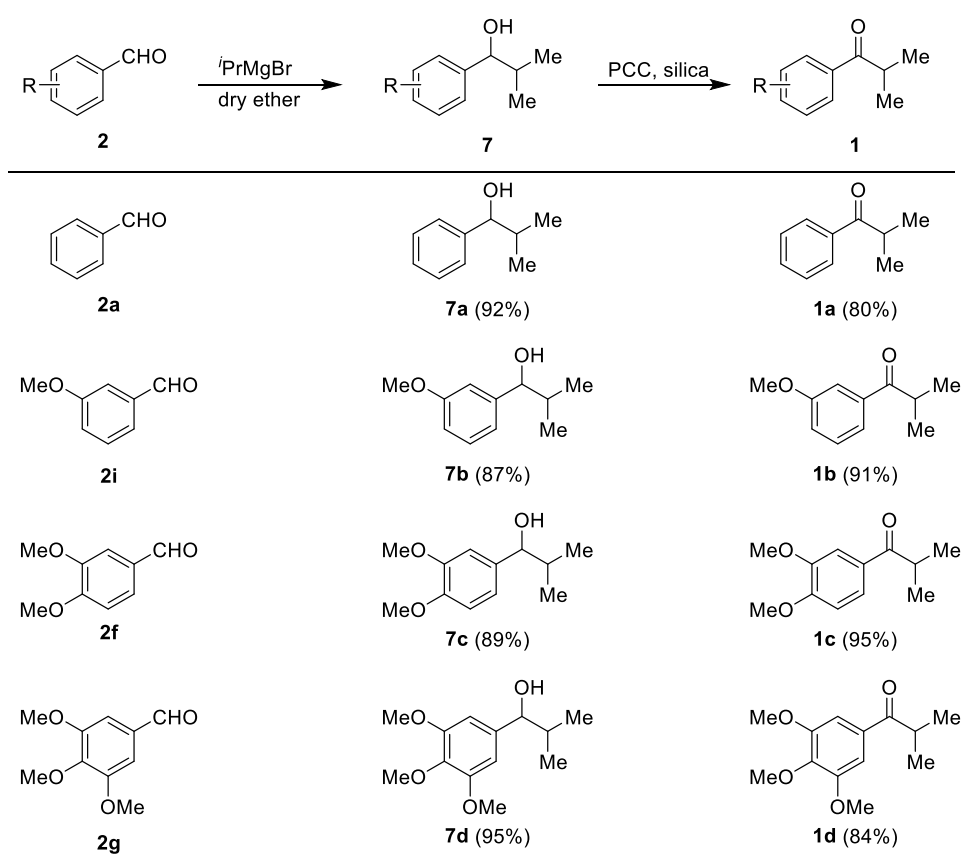
The general strategy for the synthesis of indanones is as shown in the retro synthetic approach (Scheme 7). We envisaged that it would be feasible to generate enol selectively from aryl alkyl ketone under strong acidic conditions. Thus the so formed enol of the ketone

would act as a nucleophile and attack the aldehyde in intermolecular fashion to give the β -hydroxy ketone intermediate which in turn liable for subsequent intramolecular Friedel-Crafts alkylation to furnish the target indanones.

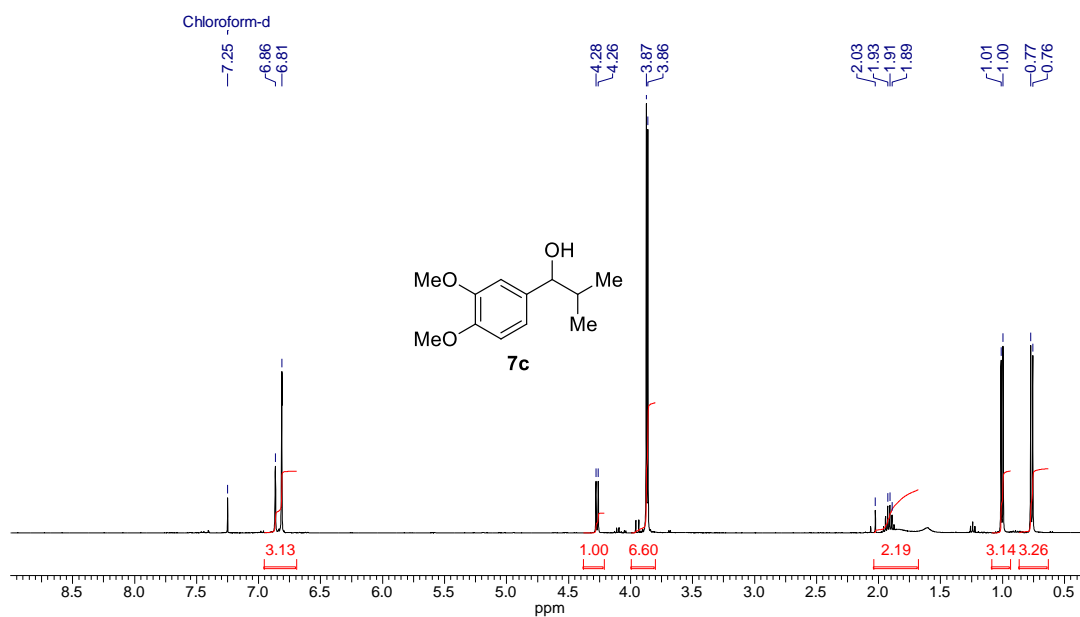


Scheme 7. Retro synthetic approach of indanones.

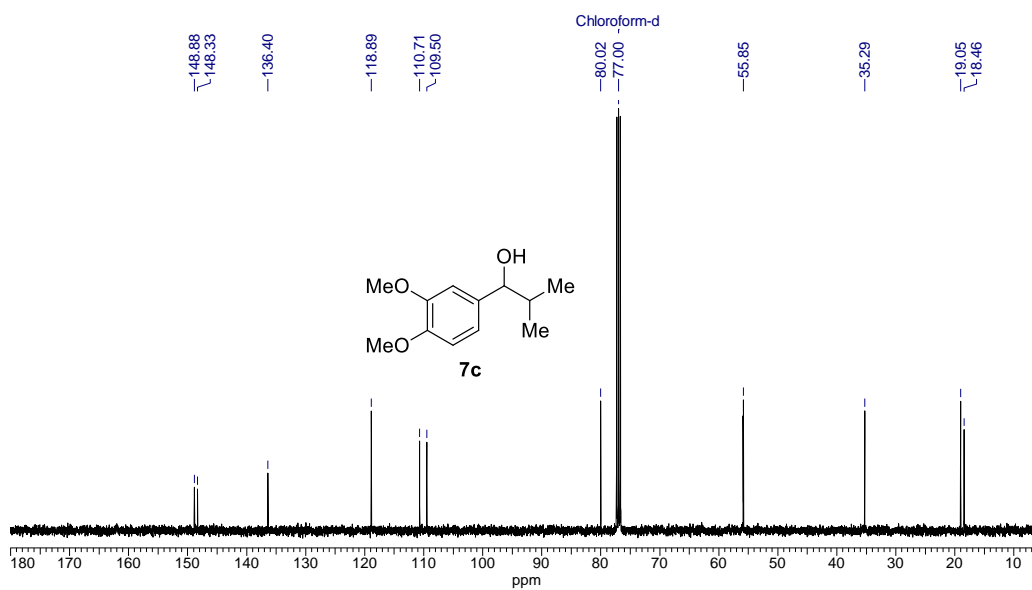
Though, it can be realized that the intramolecular Friedel-Crafts alkylation would be difficult with an aromatic ring connected to a deactivating group (carbonyl), the idea behind of this aim is based on the use of superacid that may overcome such hurdles. The required aryl isopropyl ketones for this study were synthesized from the corresponding benzaldehydes using standard isopropyl Grignard addition and oxidation protocol (Scheme 8). To a cold ($-10\text{ }^{\circ}\text{C}$), magnetically stirred benzaldehydes **2a**, **2i**, **2f**, **2g** (6 mmol), was added isopropylmagnesium bromide (48 mmol) [prepared from magnesium (8 equiv) and isopropyl bromide (12 equiv) and a catalytic amount of iodine in 70 mL of dry ether]. The reaction mixture was stirred at $-10\text{ }^{\circ}\text{C}$ to room temperature for 4 h. It was then poured into a cold saturated aqueous NH_4Cl solution and the aqueous layer was extracted with ethyl acetate ($3 \times 30\text{ mL}$). The combined organic layers were dried (Na_2SO_4) and concentrated. The crude secondary alcohol **7a-d** was purified by column chromatography on silica using petroleum ether/ethyl acetate as eluent. The structure of the compound was confirmed based on the IR and NMR spectroscopic technique. As an illustration, the dimethoxyisopropyl alcohol **7c** has been exemplified in the spectrum below. The carbonyl peak seen in IR of the starting material was seen to have disappeared and the presence of O-H peak suggested the alcohol formation. It was further confirmed by the proton NMR that clearly showed the presence of two methyl groups at 0.6 and 1.0 ppm that the secondary alcohol was formed.



Scheme 8. Synthesis of aryl isopropyl alcohols **7** and ketones **1**.

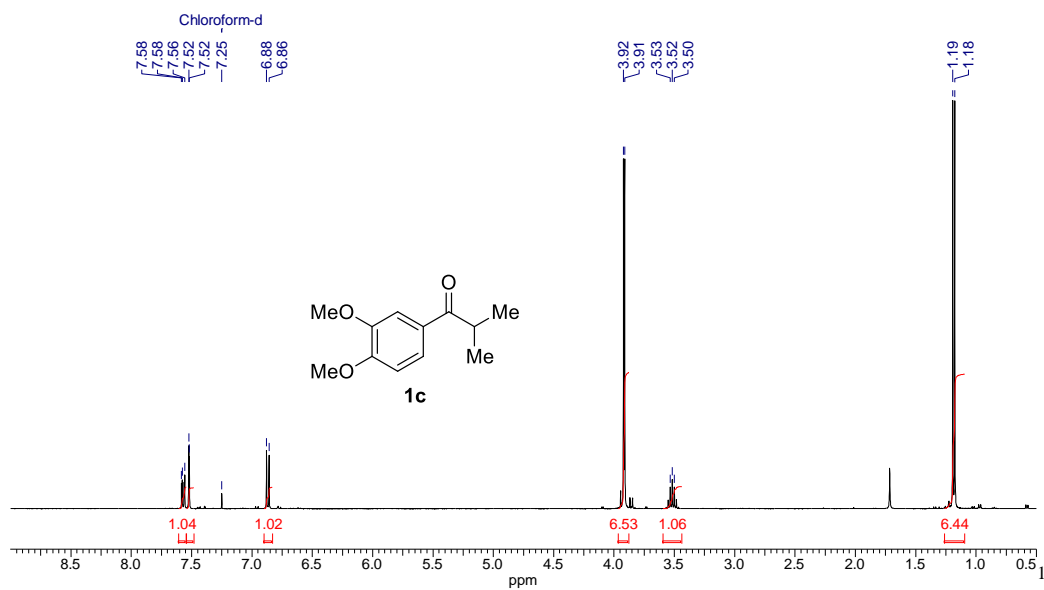


^1H NMR (400 MHz) spectrum of **7c** in CDCl_3

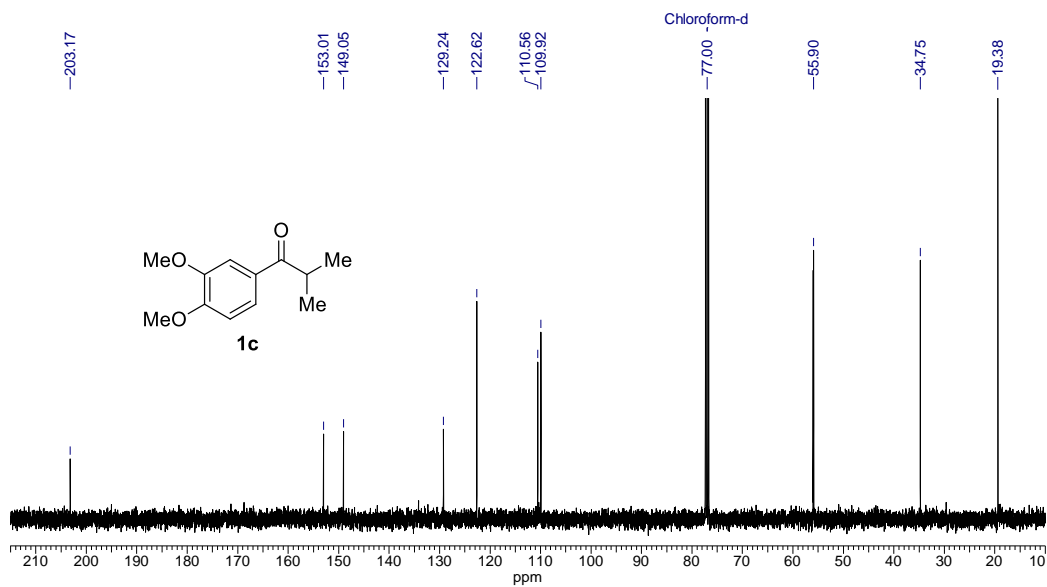


^{13}C NMR (100 MHz) spectrum of **7c** in CDCl_3

To prepare the ketone, the secondary alcohol, **7a-d** (6 mmol), was magnetically stirred in a solution in dry CH_2Cl_2 and a homogeneous mixture of PCC (12 mmol) and equivalent amount of silica gel at room temperature for 2 h. Filtration of the reaction mixture through a short silica column with excess CH_2Cl_2 furnished the pure ketones **1a-d**. The structure of the compound was confirmed based on the IR and NMR spectroscopic technique. The disappearance of the O-H stretching frequency and the presence of carbonyl peak in IR spectrum showed the formation of the aryl isopropylketone. The change in the integration of the tertiary protons from 2 to 1 at $\delta=3.52$ ppm in ^1H NMR and the peak at $\delta=203$ ppm in ^{13}C , has allowed the confirmation of carbonyl group.



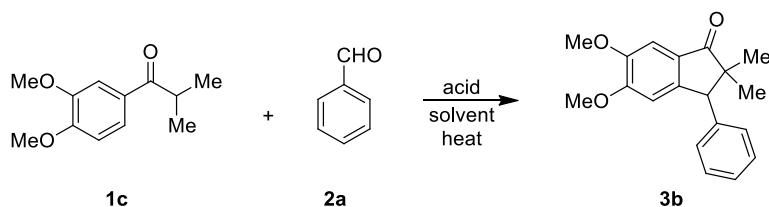
^1H NMR (400 MHz) spectrum of **1c** in CDCl_3



^{13}C NMR (100 MHz) spectrum of **1c** in CDCl_3

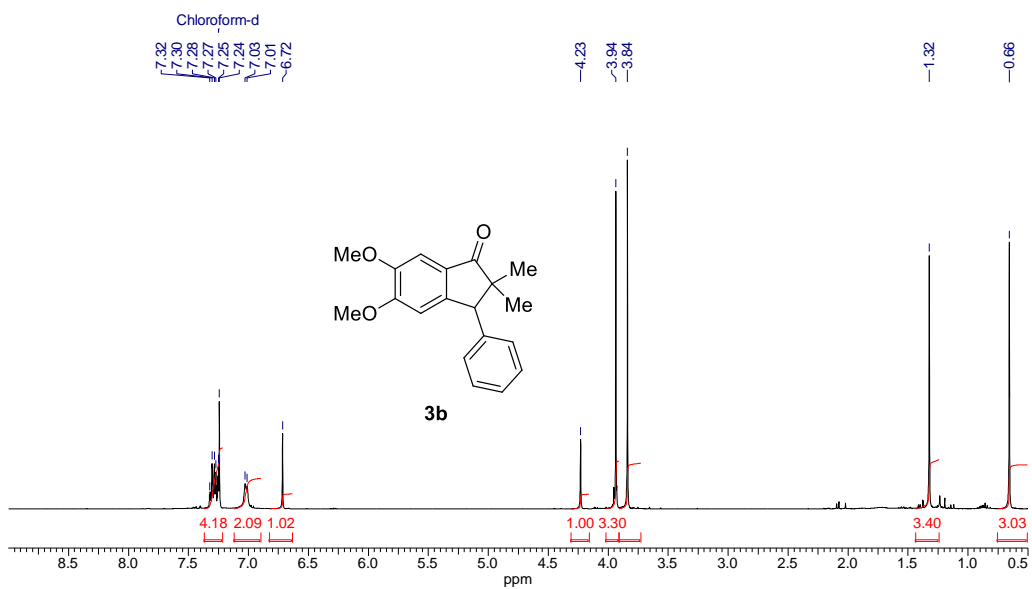
The aryl isopropyl ketones were prepared using Grignard reagent. After that, to find out the best optimized reaction conditions, the ketone **1c** was chosen as model and reacted with the benzaldehyde **2a** under different reaction conditions in the presence of acid as promoting agent and the results are summarized in Table 1. The initial attempts with TFA either as reagent or as the reaction medium at 50 °C were unclear (Table 1, entries 1 & 2). These results led to the requirement of using relatively strong acid than TFA so that, it may be good enough to drive the reaction. Therefore, the reaction was conducted in the presence of 5 equivalents of superacid (triflic acid) in DCE at ambient temperature (Table 1, entry 3). Interestingly, as expected, the product indanone **3c** was obtained albeit in poor yield, 30% along with the recovery of the starting material **1c** (Table 1, entry 3). However, the reaction was not clean when it was carried out with benzene as the solvent (Table 1, entry 4). On the other hand, CHCl₃ was employed as medium and heated the reaction mixture at 50 °C, increased the product **3b** yield (50%, Table 1, entry 5). Gratifyingly, the reaction in DCE at 50 °C found to be the best and furnished **3b** as an exclusive product in very good yield (85%, Table 1 entry 6). The compound **3b** is confirmed based on the IR and NMR spectroscopic technique. In ¹H-NMR presence of two singlets at 1.32 [s, 3H, C(CH₃)_{2a}], 0.66 [s, 3H, C(CH₃)_{2b}] ppm, and in ¹³C NMR, peaks at δ = 25.8 [q, C(CH₃)_{2a}], 22.8 [q, C(CH₃)_{2b}] ppm established the structure of **3b**.

Table 1: Reaction conditions for preparation of indanone **3b**.^[a]

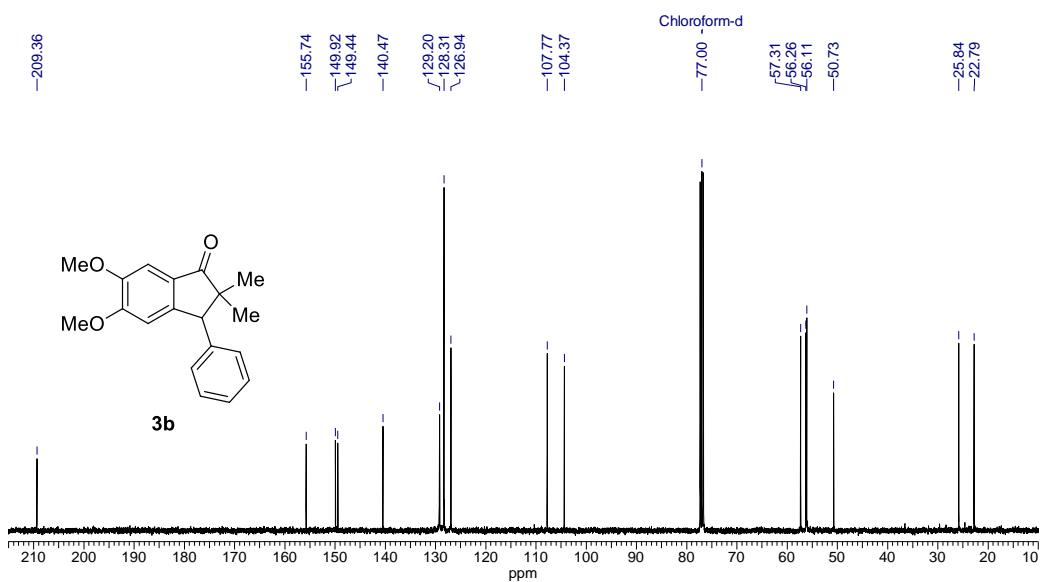


Entry	Acid (equiv)	Solvent (mL)	Temp (oC)	Time (h)	Yield (%) ^a
1	TFA (5)	DCE (2)	50	12	-
2	TFA	TFA (2)	50	12	-
3	TfOH (5)	DCE (2)	r.t.	24	30
4	TfOH (5)	benzene (2)	r.t.	24	-
5	TfOH (5)	CHCl ₃ (2)	50	24	50
6	TfOH(5)	DCE (2)	50	24	85

^[a] Isolated yields of the pure products.

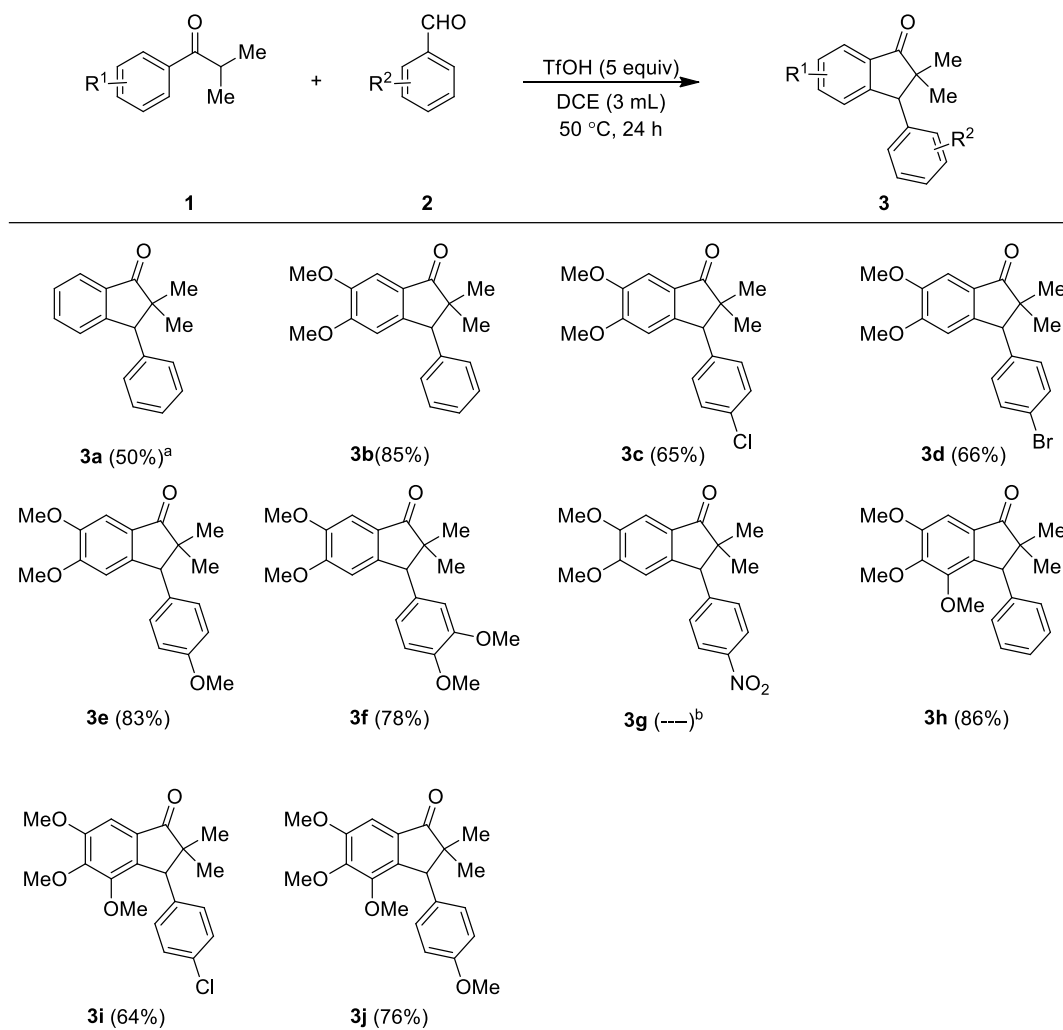


^1H NMR (400 MHz) spectrum of **3b** in CDCl_3



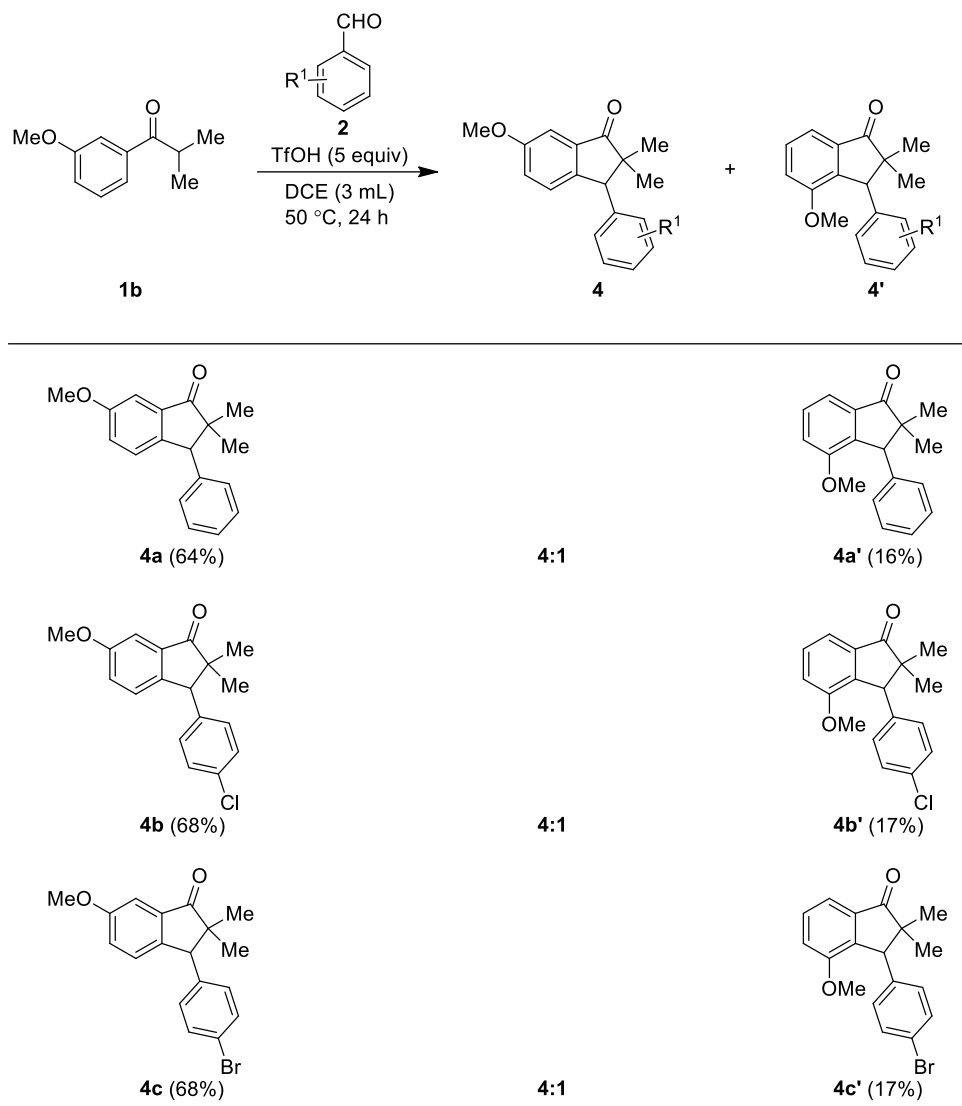
^{13}C NMR (100 MHz) spectrum of **3b** in CDCl_3

Table 2. Scope of superacid mediated one-pot formation of indanones **3** from various ketones **1**.



While, the reaction with 3-anisyl isopropyl ketone **1b** furnished the regioisomeric mixture of indanones **4** & **4'** in almost 4:1 ratios, in which, as expected, the major isomer was the one where cyclization occurred at *para* position to the electron donating methoxy group and the results are as summarized in the Table 3.

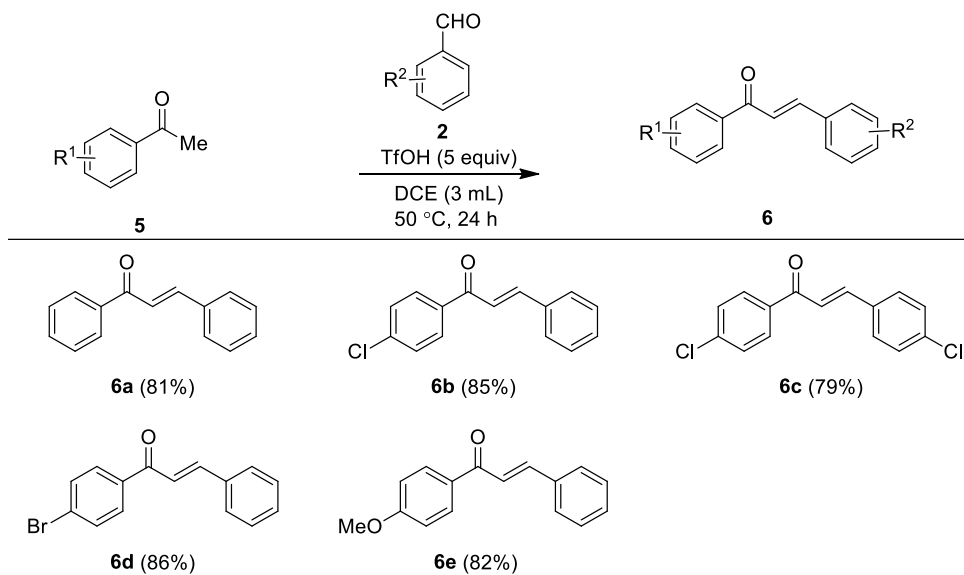
Table 3. Superacid mediated formation of indanones **4** & **4'** from ketone **1b**.

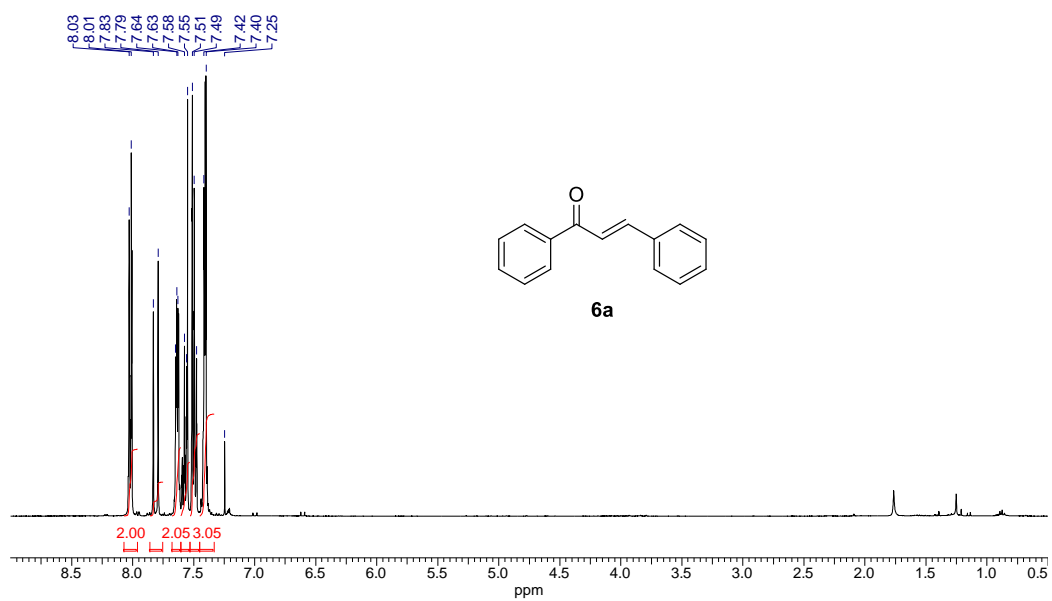


To further check the scope and generality of the method, the reaction has been tried between acetophenones **5** and benzaldehydes **2** as well. Surprisingly, the reaction was impeded after the aldol condensation without subsequent cyclization (Table 4). This can be justified based on the inert nature of enones as well as the aromatic ring of ketone as it is directly in conjugation to the electron withdrawing carbonyl group. Moreover, to check the generality of the reaction, several trials has been done between different acetophenones **5** and benzaldehydes **2**. Gratifyingly, the reaction was found to be quite successful and furnished

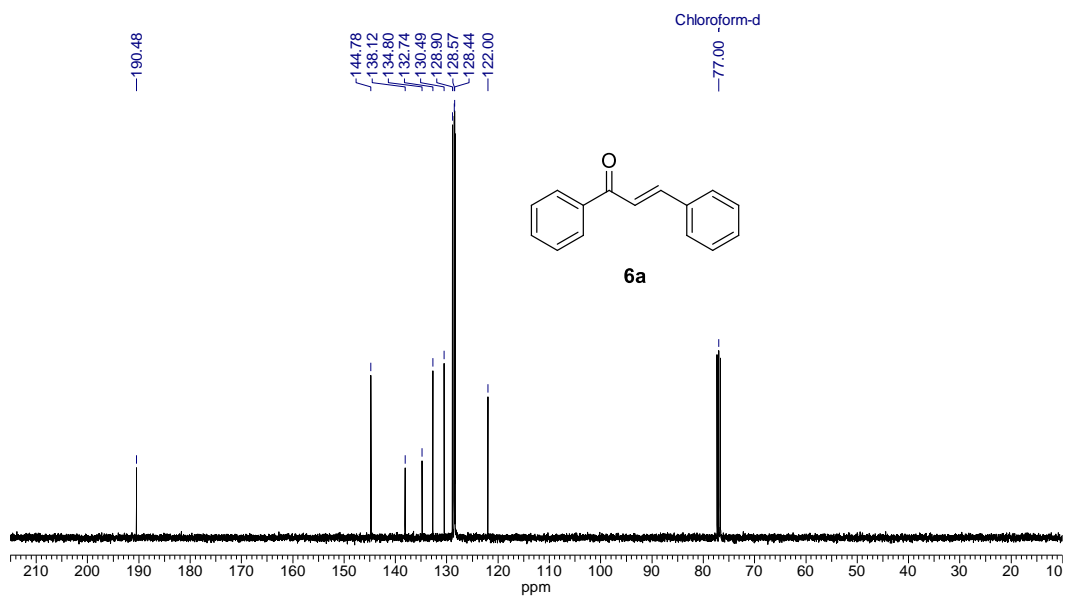
the chalcone products **6** in very good to excellent yields as summarized in Table 4. The structure of chalcone **6a** is confirmed based on the IR and NMR spectroscopic techniques. In $^1\text{H-NMR}$, the presence of peaks at $\delta=7.81$ (d, 1H, $J=15.6$ Hz, $\text{CH}=\text{CHCOPh}$), 7.53 (d, 1H, $J=15.6$ Hz, $\text{CH}=\text{CHCOPh}$), and in $^{13}\text{C-NMR}$ peaks at $\delta=144.8$ (d, $\text{CH}=\text{CHCOPh}$), 122.0 (d, $\text{CH}=\text{CHCOPh}$) ppm established the structure of chalcone **6a**.

Table 4. Scope of the formation of chalcone **6** products.



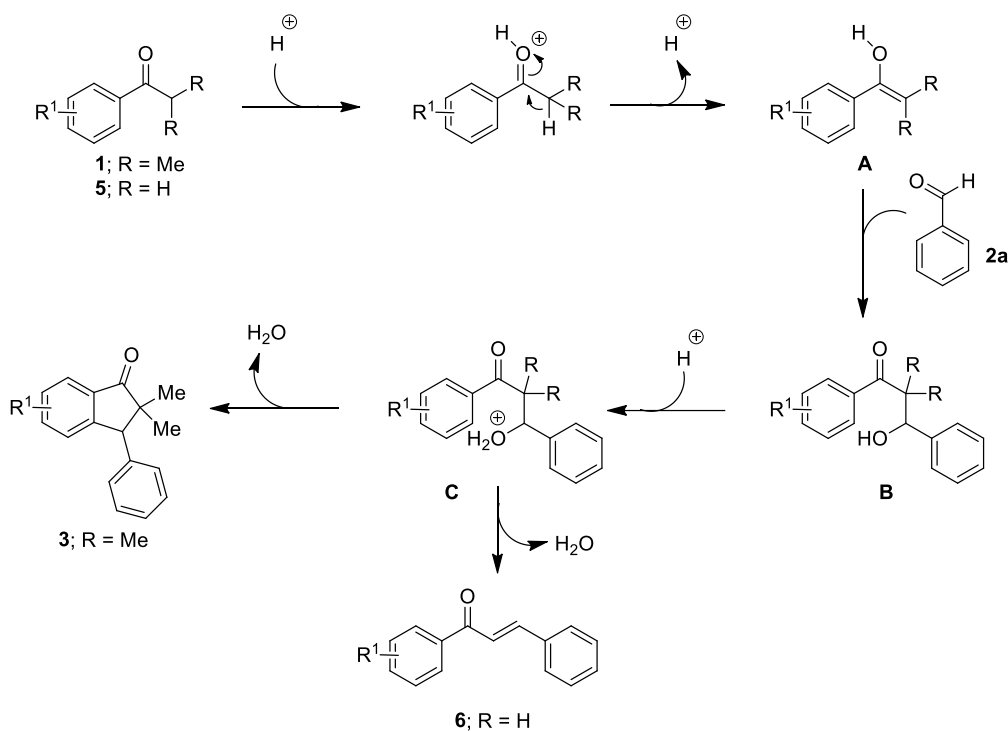


¹H NMR (400 MHz) spectrum of **6a** in CDCl₃



¹³C NMR (100 MHz) spectrum of **6a** in CDCl₃

The possible reaction mechanism for the formation of indanones **3** and chalcones **6** is outlined in Scheme 9. Initially, the ketone is activated by the protonation of the carbonyl oxygen by using the superacid and yielded the corresponding enol **A**. Nucleophilic attack of the enol **A** to the aldehyde carbon result into the formation of β -hydroxy ketone intermediate **B**. Since the β -hydroxy ketone intermediate **B** is liable for intramolecular Friedel-Crafts alkylation in the presence of acid, triggers to the cyclization through **C** and generated the final indanone product **3**. Similarly, acetophenones yielded the corresponding β -hydroxy ketone intermediate **B**. However, because of the availability of β -hydrogen for hydroxyl group, it prefers dehydration than cyclization and furnished the chalcone **6** products.



Scheme 9. Possible reaction mechanism for the formation of indanones **3** and chalcones **6**.

1.5 Conclusion:

In summary, we have developed an efficient one-pot method for the synthesis of highly substituted indanones via dual C–C bond formation promoted by superacid. Significantly, these indanone systems are ubiquitous units that are present in drugs and many biologically active natural products. Interestingly, when acetophenones were treated with benzaldehydes

in the presence of superacid, the reaction was impeded after aldol condensation and furnished the chalcones.

1.6 Experimental Section:

General:

IR spectra were recorded on a Bruker Tensor 37 (FTIR) spectrophotometer. ^1H NMR spectra were recorded on Bruker Avance 400 (400 MHz) spectrometer at 295 K in CDCl_3 ; chemical shifts (δ ppm) and coupling constants (Hz) are reported in standard fashion with reference to either internal standard tetramethylsilane (TMS) ($\delta_{\text{H}}=0.00$ ppm) or CHCl_3 ($\delta_{\text{H}}=7.25$ ppm). ^{13}C NMR spectra were recorded on Bruker Avance 400 (100 MHz) spectrometer at RT in CDCl_3 ; chemical shifts (δ ppm) are reported relative to CHCl_3 [$\delta_{\text{C}}=77.00$ ppm (central line of triplet)]. In the ^{13}C NMR, the nature of carbons (C, CH, CH_2 and CH_3) was determined by recording the DEPT-135 spectra, and is given in parentheses and noted as s = singlet (for C), d = doublet (for CH), t = triplet (for CH_2) and q = quartet (for CH_3). In the ^1H -NMR, the following abbreviations were used throughout: s = singlet, d = doublet, t = triplet, q = quartet, qui = quintet, sept = septet, dd = doublet of doublet, m = multiplet and br. s = broad singlet. The assignment of signals was confirmed by ^1H , ^{13}C CPD and DEPT spectra. High-resolution mass spectra (HR-MS) were recorded on an Agilent 6538 UHD Q-TOF electron spray ionization (ESI) mode and atmospheric pressure chemical ionization (APCI) modes. All small scale dry reactions were carried out using Schlenk tubes under inert atmosphere. Reactions were monitored by TLC on silica gel using a combination of hexane and ethyl acetate as eluents. Reactions were generally run under argon or a nitrogen atmosphere. Solvents were distilled prior to use; petroleum ether with a boiling range of 60 to 80 °C was used. Dichloroethane (DCE) was dried over CaH_2 and absolute ethanol was purchased from local sources, used as received. Acme's silica gel (60–120 mesh) was used for column chromatography (approximately 20 g per one gram of crude material).

GP-1 (General procedure for preparation of 2,2-dimethyl-3-phenylindan-1-ones 3):

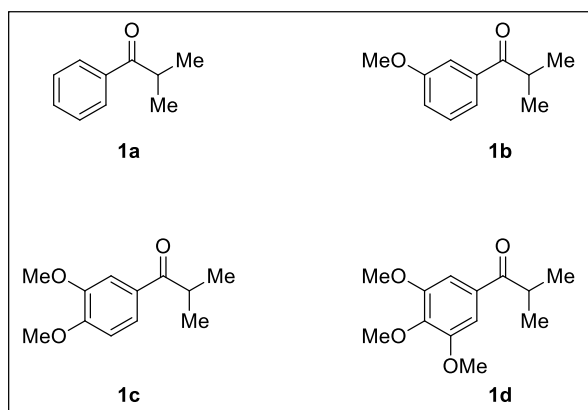
In an oven dried Schlenk tube, were added ketone **1** (37.0–59.6 mg, 0.25 mmol), benzaldehyde **2** (53.0–92.5 mg, 0.50 mmol) and dichloroethane (1.5 mL) followed by triflic acid (0.11 mL, 1.25 mmol) at room temperature under nitrogen atmosphere. The reaction mixture stirred at room temperature and was then heated in an oil bath at 50 °C for 24 h (80 °C for 48 h in case of phenyl isopropyl ketone) and monitored by TLC. Then, the reaction

mixture was quenched by the addition of aqueous NaHCO₃ solution and then extracted with ethyl acetate (3 × 15 mL). The organic layers was washed with saturated NaCl solution, dried (Na₂SO₄), and filtered. Evaporation of the solvent under reduced pressure and purification of the crude material by silica gel column chromatography (petroleum ether/ethyl acetate) furnished the indanones **3** (50–86%).

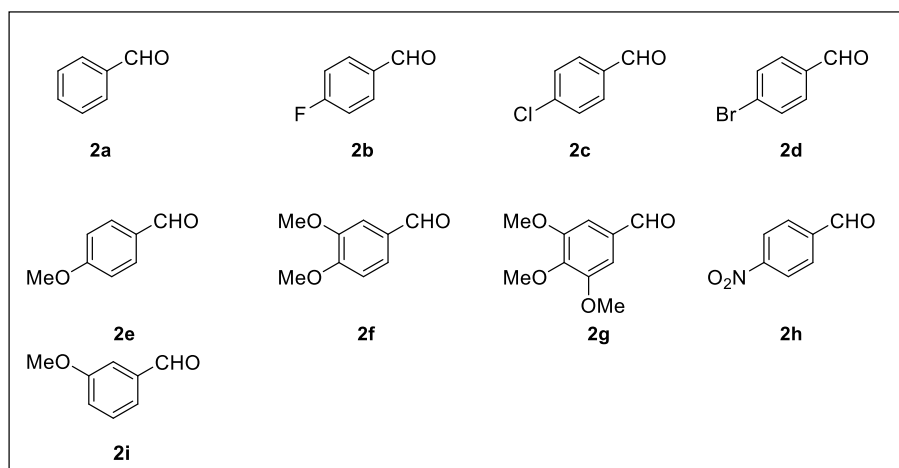
GP-2 [General procedure for preparation of (2*E*)-1,3-diphenylprop-2-en-1-ones (chalcones) **6]:**

In an oven dried Schlenk tube, were added ketone **5** (60.0–99.5 mg, 0.50 mmol), benzaldehyde **2** (106.0–185.0 mg, 1.00 mmol) and dichloroethane (3.0 mL) followed by triflic acid (0.22 mL, 2.5 mmol) at room temperature under nitrogen atmosphere. The reaction mixture stirred at room temperature and was then heated in an oil bath at 50 °C for 24 h and monitored by TLC. Then, the reaction mixture was quenched by the addition of aqueous NaHCO₃ solution and then extracted with ethyl acetate (3 × 15 mL). The organic layers was washed with saturated NaCl solution, dried (Na₂SO₄), and filtered. Evaporation of the solvent under reduced pressure and purification of the crude material by silica gel column chromatography (petroleum ether/ethyl acetate) furnished the chalcones **6** (79–94%).

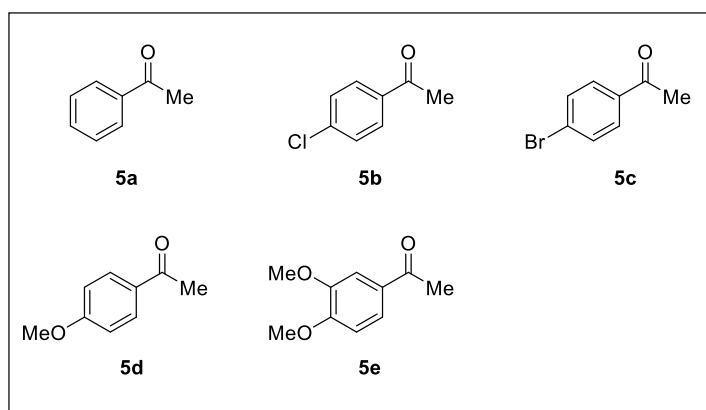
The following isopropyl ketones **1a–1d**, which have been used as starting materials are reported in literature.



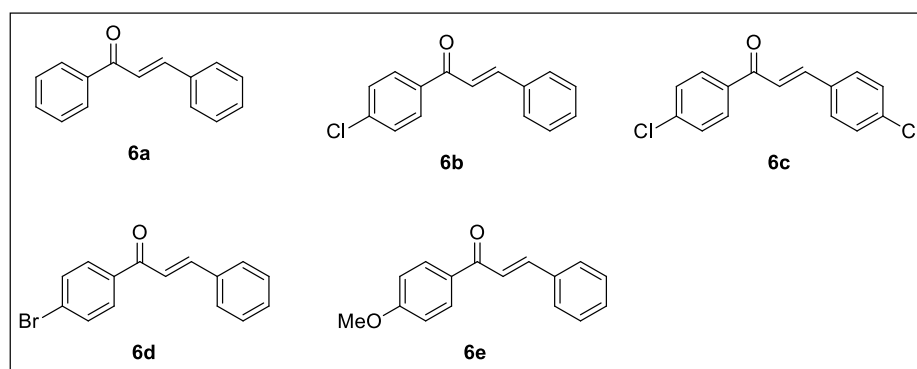
The following benzaldehydes **2a–2h**, which are used as starting materials, are commercially available.

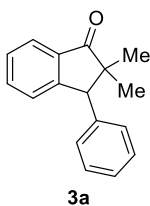


All acetophenones, which have been used as starting materials are commercially available



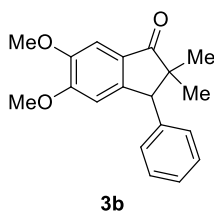
The following isopropyl ketones **6a–6i**, which have been prepared are reported in literature.¹





2,2-dimethyl-3-phenylindan-1-one (3a):

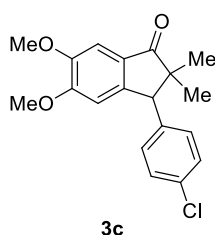
GP-1 was carried out with ketone **1a** (37.0 mg, 0.25 mmol), aldehyde **2a** (53.0 mg, 0.50 mmol), triflic acid (0.11 mL, 1.25 mmol), dichloroethane (1.5 mL) for the formation of indanone at 80 °C for 48 h. Purification of the crude material by silica gel column chromatography (petroleum ether/ethyl acetate, 99:1 to 95:5) furnished the indanone **1a** (15.2 mg, 50%) as a pale yellow viscous liquid along with the recovery of starting material **1a** (18 mg, 49%). [TLC control (petroleum ether/ethyl acetate 97:3), $R_f(\mathbf{1a})=0.49$, $R_f(\mathbf{3a})=0.27$, UV detection]. IR (MIR-ATR, 4000–600 cm^{-1}): $\nu_{\text{max}}=2922$, 1713, 1602, 1494, 1452, 1240, 1212, 1035, 753, 699 cm^{-1} . ^1H NMR (CDCl_3 , 400 MHz): $\delta=7.83$ (d, 1H, $J=7.8$ Hz, Ar-H), 7.67 (ddd, 1H, $J=8.3$, 7.8 and 1.5 Hz, Ar-H), 7.54 (d, 1H, $J=7.8$ Hz, Ar-H), 7.42 (ddd, 1H, $J=8.3$, 7.8 and 1.5 Hz, Ar-H), 7.35 (dd, 2H, $J=8.3$ and 7.8 Hz, Ar-H), 7.29 (tt, 1H, $J=7.8$ and 1.5 Hz, Ar-H), 7.13 (dd, 2H, $J=8.3$ and 1.5 Hz, Ar-H), 3.78 (s, 1H, CH), 1.58 [s, 3H, $\text{C}(\text{CH}_3)_{2a}$], 0.90 [s, 3H, $\text{C}(\text{CH}_3)_{2b}$] ppm. ^{13}C NMR (CDCl_3 , 100 MHz): $\delta=205.5$ (s, C=O), 162.2 (s, Ar-C), 136.7 (s, Ar-C), 135.2 (d, Ar-CH), 135.0 (s, Ar-C), 130.1 (d, 2C, 2 \times Ar-CH), 128.4 (d, 2C, 2 \times Ar-CH), 127.6 (d, Ar-CH), 127.1 (d, Ar-CH), 123.8 (d, Ar-CH), 123.6 (d, Ar-CH), 67.0 (d, CH), 43.8 [s, $\text{C}(\text{CH}_3)_2$], 28.5 [q, $\text{C}(\text{CH}_3)_{2a}$], 28.4 [q, $\text{C}(\text{CH}_3)_{2b}$] ppm. HR-MS (ESI+) m/z calculated for $[\text{C}_{17}\text{H}_{17}\text{O}]^+=[\text{M}+\text{H}]^+$: 237.1274; found 237.1272.



5,6-dimethoxy-2,2-dimethyl-3-phenylindan-1-one (3b):

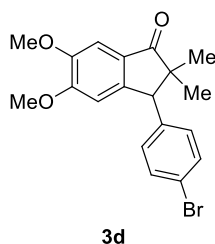
GP-1 was carried out with ketone **1c** (52.0 mg, 0.25 mmol), aldehyde **2a** (53.0 mg, 0.50 mmol), triflic acid (0.11 mL, 1.25 mmol), dichloroethane (1.5 mL) for the formation of indanone at 50 °C for 24 h. Purification of the crude material by silica gel column chromatography (petroleum ether/ethyl acetate, 95:5 to 85:15) furnished the indanone **3b** (62.9 mg, 85%) as yellow viscous liquid. [TLC control (petroleum ether/ethyl acetate 85:15), $R_f(\mathbf{1c})=0.45$, $R_f(\mathbf{3b})=0.40$, UV detection]. IR (MIR-ATR, 4000–600 cm^{-1}):

ν_{max} =2964, 2928, 1697, 1591, 1498, 1465, 1453, 1303, 1264, 1220, 1109, 1018, 911, 866, 728, 702 cm^{-1} . ^1H NMR (CDCl_3 , 400 MHz): δ =7.37–7.21 (m, 3H, Ar-H), 7.24 (s, 1H, Ar-H), 7.02 (d, 2H, J =7.3 Hz, Ar-H), 6.72 (s, 1H, Ar-H), 4.23 (s, 1H, CH), 3.94 (s, 3H, Ar-OCH₃), 3.84 (s, 3H, Ar-OCH₃), 1.32 [s, 3H, C(CH₃)_{2a}], 0.66 [s, 3H, C(CH₃)_{2b}] ppm. ^{13}C NMR (CDCl_3 , 100 MHz): δ =209.4 (s, C=O), 155.7 (s, Ar-C), 149.9 (s, Ar-C), 149.4 (s, Ar-C), 140.5 (s, Ar-C), 129.2 (d, 2C, 2 \times Ar-CH), 128.3 (d, 2C, 2 \times Ar-CH), 128.2 (s, Ar-C), 126.9 (d, Ar-CH), 107.8 (d, Ar-CH), 104.4 (d, Ar-CH), 57.3 (d, CH), 56.3 (q, Ar-OCH₃), 56.1 (q, Ar-OCH₃), 50.7 [s, C(CH₃)₂], 25.8 [q, C(CH₃)_{2a}], 22.8 [q, C(CH₃)_{2b}] ppm.



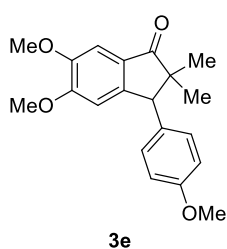
3-(4-chlorophenyl)-5,6-dimethoxy-2,2-dimethylindan-1-one (3c):

GP-1 was carried out with ketone **1c** (52.0 mg, 0.25 mmol), aldehyde **2c** (70.3 mg, 0.50 mmol), triflic acid (0.11 mL, 1.25 mmol), dichloroethane (1.5 mL) for the formation of indanone at 50 °C for 24 h. Purification of the crude material by silica gel column chromatography (petroleum ether/ethyl acetate, 95:5 to 85:15) furnished the indanone **3c** (53.7 mg, 65%) as a palebrown solid, recrystallized the solid with dichloromethane/hexane, m. p. 110–112 °C. [TLC control (petroleum ether/ethyl acetate 80:20), R_f (**1c**)=0.45, R_f (**3c**)=0.41, UV detection]. IR (MIR-ATR, 4000–600 cm^{-1}): ν_{max} =2964, 2928, 1697, 1590, 1500, 1491, 1464, 1301, 1264, 1219, 1112, 1015, 913, 866, 845, 770, 728 cm^{-1} . ^1H NMR (CDCl_3 , 400 MHz): δ =7.27 (d, 2H, J =8.3 Hz, Ar-H), 7.23 (s, 1H, Ar-H), 6.95 (d, 2H, J =8.3 Hz, Ar-H), 6.66 (s, 1H, Ar-H), 4.20 (s, 1H, CH), 3.93 (s, 3H, Ar-OCH₃), 3.84 (s, 3H, Ar-OCH₃), 1.31 [s, 3H, C(CH₃)_{2a}], 0.66 [s, 3H, C(CH₃)_{2b}] ppm. ^{13}C NMR (CDCl_3 , 100 MHz): δ =208.8 (s, C=O), 155.9 (s, Ar-C), 150.1 (s, Ar-C), 148.9 (s, Ar-C), 139.1 (s, Ar-C), 132.8 (s, Ar-C), 130.5 (d, 2C, 2 \times Ar-CH), 128.5 (d, 2C, 2 \times Ar-CH), 128.2 (s, Ar-C), 107.6 (d, Ar-CH), 104.5 (d, Ar-CH), 56.7 (d, CH), 56.3 (q, Ar-OCH₃), 56.1 (q, Ar-OCH₃), 50.6 [s, C(CH₃)₂], 25.9 [q, C(CH₃)_{2a}], 22.8 [q, C(CH₃)_{2b}] ppm. HR-MS (ESI+) m/z calculated for $[\text{C}_{19}\text{H}_{20}\text{ClO}_3]^+=[\text{M}+\text{H}]^+$: 331.1095; found 331.1095.



3-(4-bromophenyl)-5,6-dimethoxy-2,2-dimethylindan-1-one (**3d**):

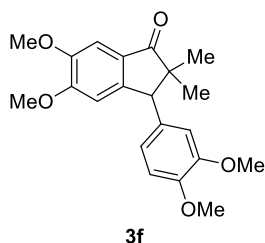
GP-1 was carried out with ketone **1c** (52.0 mg, 0.25 mmol), aldehyde **2d** (92.5 mg, 0.50 mmol), triflic acid (0.11 mL, 1.25 mmol), dichloroethane (1.5 mL) for the formation of indanone at 50 °C for 24 h. Purification of the crude material by silica gel column chromatography (petroleum ether/ethyl acetate, 95:5 to 85:15) furnished the indanone **3d** (61.9 mg, 66%) as a pale yellow solid, recrystallized the solid with dichloromethane/hexane, m. p. 114–116 °C. [TLC control (petroleum ether/ethyl acetate 80:20), $R_f(\mathbf{1c})=0.45$, $R_f(\mathbf{3d})=0.42$, UV detection]. IR (MIR-ATR, 4000–600 cm^{-1}): $\nu_{\text{max}}=2964, 2926, 2867, 1697, 1590, 1500, 1300, 1219, 1112, 1010, 729 \text{ cm}^{-1}$. $^1\text{H NMR}$ (CDCl_3 , 400 MHz): $\delta=7.42$ (d, 2H, $J=8.8$ Hz, Ar-H), 7.23 (s, 1H, Ar-H), 6.89 (d, 2H, $J=8.8$ Hz, Ar-H), 6.66 (s, 1H, Ar-H), 4.18 (s, 1H, CH), 3.93 (s, 3H, Ar-OCH₃), 3.84 (s, 3H, Ar-OCH₃), 1.31 [s, 3H, C(CH₃)_{2a}], 0.66 [s, 3H, C(CH₃)_{2b}] ppm. $^{13}\text{C NMR}$ (CDCl_3 , 100 MHz): $\delta=208.8$ (s, C=O), 155.9 (s, Ar-C), 150.1 (s, Ar-C), 148.8 (s, Ar-C), 139.6 (s, Ar-C), 131.5 (d, 2C, Ar-CH), 130.8 (d, 2C, Ar-CH), 128.2 (s, Ar-C), 120.9 (s, Ar-C), 107.5 (d, Ar-CH), 104.5 (d, Ar-CH), 56.8 (d, CH), 56.3 (q, Ar-OCH₃), 56.1 (q, Ar-OCH₃), 50.6 [s, C(CH₃)₂], 25.9 [q, C(CH₃)_{2a}], 22.8 [q, C(CH₃)_{2b}] ppm. HR-MS (ESI+) m/z calculated for $[\text{C}_{19}\text{H}_{20}\text{BrO}_3]^+=[\text{M}+\text{H}]^+$: 375.0590; found 375.0594.



5,6-dimethoxy-3-(4-methoxyphenyl)-2,2-dimethylindan-1-one (**3e**):

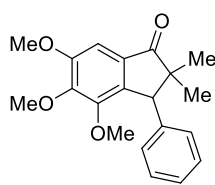
GP-1 was carried out with ketone **1c** (52.0 mg, 0.25 mmol), aldehyde **2e** (68.0 mg, 0.50 mmol), triflic acid (0.11 mL, 1.25 mmol), dichloroethane (3 mL) for the formation of indanone at 50 °C for 24 h. Purification of the crude material by silica gel column chromatography (petroleum ether/ethyl acetate, 92:8 to 80:20) furnished the indanone **3e** (67.7 mg, 83%) as a palebrown viscous liquid. [TLC control (petroleum ether/ethyl acetate 80:20), $R_f(\mathbf{1c})=0.45$, $R_f(\mathbf{3e})=0.34$, UV detection]. IR (MIR-ATR, 4000–600 cm^{-1}):

ν_{max} =2963, 2930, 2836, 1695, 1591, 1499, 1464, 1301, 1264, 1218, 1176, 1106, 1018, 911, 726 cm^{-1} . ^1H NMR (CDCl_3 , 400 MHz): δ =7.21 (s, 1H, Ar-H), 6.92 (d, 2H, J =8.8 Hz, Ar-H), 6.82 (d, 2H, J =8.8 Hz, Ar-H), 6.70 (s, 1H, Ar-H), 4.16 (s, 1H, CH), 3.92 (s, 3H, Ar-OCH₃), 3.83 (s, 3H, Ar-OCH₃), 3.77 (s, 3H, Ar-OCH₃), 1.28 [s, 3H, C(CH₃)_{2a}], 0.65 [s, 3H, C(CH₃)_{2b}] ppm. ^{13}C NMR (CDCl_3 , 100 MHz): δ =209.5 (s, C=O), 158.5 (s, Ar-C), 155.7 (s, Ar-C), 149.8 (s, Ar-C), 149.7 (s, Ar-C), 132.4 (s, Ar-C), 130.1 (d, 2C, Ar-CH), 128.1 (s, Ar-C), 113.6 (d, 2C, Ar-CH), 107.7 (d, Ar-CH), 104.3 (d, Ar-CH), 56.5 (d, CH), 56.2 (q, Ar-OCH₃), 56.1 (q, Ar-OCH₃), 55.1 (q, Ar-OCH₃), 50.7 [s, C(CH₃)₂], 25.6 [q, C(CH₃)_{2a}], 22.8 [q, C(CH₃)_{2b}] ppm. HR-MS (ESI+) m/z calculated for $[\text{C}_{20}\text{H}_{23}\text{O}_4]^+=[\text{M}+\text{H}]^+$: 327.1591; found 327.1591.



3-(3,4-dimethoxyphenyl)-5,6-dimethoxy-2,2-dimethylindan-1-one (3f):

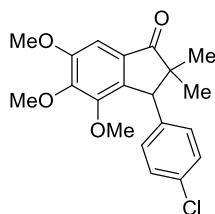
GP-1 was carried out with ketone **1c** (52.0 mg, 0.25 mmol), aldehyde **2f** (83.0 mg, 0.50 mmol), triflic acid (0.11 mL, 1.25 mmol), dichloroethane (3 mL) for the formation of indanone at 50 °C for 24 h. Purification of the crude material by silica gel column chromatography (petroleum ether/ethyl acetate, 95:5 to 85:15) furnished the indanone **3f** (69.5 mg, 78%) as a brown solid, recrystallized the solid with dichloromethane/hexane, m. p. 96–98 °C. [TLC control (petroleum ether/ethyl acetate 70:30), $R_f(\mathbf{1c})$ =0.53, $R_f(\mathbf{3f})$ =0.20, UV detection]. IR (MIR-ATR, 4000–600 cm^{-1}): ν_{max} =2962, 2931, 2867, 2836, 1695, 1590, 1513, 1499, 1463, 1416, 1305, 1265, 1108, 1018, 866, 730, 699 cm^{-1} . ^1H NMR (CDCl_3 , 400 MHz): δ =7.19 (s, 1H, Ar-H), 6.77 (d, 1H, J =8.3 Hz, Ar-H), 6.69 (s, 1H, Ar-H), 6.55 (br. s, 1H, Ar-H), 6.45 (br. s, 1H, Ar-H), 4.13 (s, 1H, CH), 3.89 (s, 3H, Ar-OCH₃), 3.81 (s, 3H, Ar-OCH₃), 3.80 (s, 3H, Ar-OCH₃), 3.73 (s, 3H, Ar-OCH₃), 1.26 [s, 3H, C(CH₃)_{2a}], 0.64 [s, 3H, C(CH₃)_{2b}] ppm. ^{13}C NMR (CDCl_3 , 100 MHz): δ =209.3 (s, C=O), 155.6 (s, Ar-C), 149.7 (s, Ar-C), 149.4 (s, Ar-C), 148.6 (s, Ar-C), 147.9 (s, Ar-C), 132.7 (s, Ar-C), 128.0 (s, Ar-C), 121.3 (d, Ar-CH), 112.2 (d, Ar-CH), 110.8 (d, Ar-CH), 107.6 (d, Ar-CH), 104.2 (d, Ar-CH), 56.8 (d, CH), 56.1 (q, Ar-OCH₃), 55.9 (q, Ar-OCH₃), 55.7 (q, Ar-OCH₃), 55.6 (q, Ar-OCH₃), 50.6 [s, C(CH₃)₂], 25.6 [q, C(CH₃)_{2a}], 22.6 [q, C(CH₃)_{2b}] ppm. HR-MS (ESI+) m/z calculated for $[\text{C}_{21}\text{H}_{25}\text{O}_5]^+=[\text{M}+\text{H}]^+$: 357.1697; found 357.1696.



3h

4,5,6-trimethoxy-2,2-dimethyl-3-phenylindan-1-one (3h):

GP-1 was carried out with ketone **1d** (59.5 mg, 0.25 mmol), aldehyde **2a** (53.0 mg, 0.50 mmol), triflic acid (0.11 mL, 1.25 mmol), dichloroethane (3 mL) for the formation of indanone at 50 °C for 24 h. Purification of the crude material by silica gel column chromatography (petroleum ether/ethyl acetate, 95:5 to 85:15) furnished the indanone **3h** (70.2 mg, 86%) as a palebrown viscous liquid. [TLC control (petroleum ether/ethyl acetate 90:10), $R_f(\mathbf{1d})=0.47$, $R_f(\mathbf{3h})=0.38$, UV detection]. IR (MIR-ATR, 4000–600 cm^{-1}): $\nu_{\text{max}}=2966$, 2935, 1703, 1602, 1469, 1342, 1313, 1123, 1087, 906, 726 cm^{-1} . ^1H NMR (CDCl_3 , 400 MHz): $\delta=7.50\text{--}7.20$ (m, 6H, Ar-H), 4.41 (s, 1H, CH), 4.07 (s, 3H, Ar-OCH₃), 4.05 (s, 3H, Ar-OCH₃), 3.52 (s, 3H, Ar-OCH₃), 1.45 [s, 3H, C(CH₃)_{2a}], 0.87 [s, 3H, C(CH₃)_{2b}] ppm. ^{13}C NMR (CDCl_3 , 100 MHz): $\delta=210.1$ (s, C=O), 154.8 (d, Ar-CH), 150.5 (d, Ar-CH), 148.7 (d, Ar-CH), 141.6 (d, Ar-CH), 141.3 (d, Ar-CH), 130.6 (d, Ar-CH), 128.1 (d, 3C, Ar-CH), 126.6 (d, 2C, Ar-CH), 100.8 (d, Ar-CH), 60.8 (q, Ar-OCH₃), 60.0 (q, Ar-OCH₃), 56.2 (q, Ar-OCH₃), 55.1 (d, CH), 50.7 [s, C(CH₃)₂], 28.3 [q, C(CH₃)_{2a}], 21.6 [q, C(CH₃)_{2b}] ppm. HR-MS (ESI+) m/z calculated for $[\text{C}_{20}\text{H}_{23}\text{O}_4]^+=[\text{M}+\text{H}]^+$: 327.1591; found 327.1590.

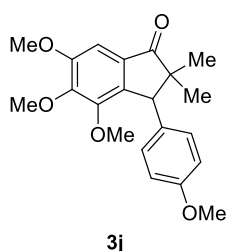


3i

3-(4-chlorophenyl)-4,5,6-trimethoxy-2,2-dimethylindan-1-one (3i):

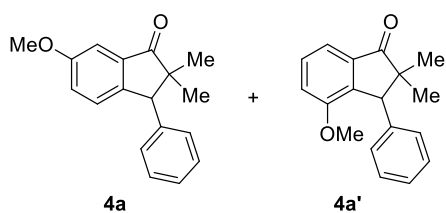
GP-1 was carried out with ketone **1d** (59.5 mg, 0.25 mmol), aldehyde **2c** (70.3 mg, 0.50 mmol), triflic acid (0.11 mL, 1.25 mmol), dichloroethane (3 mL) for the formation of indanone at 50 °C for 24 h. Purification of the crude material by silica gel column chromatography (petroleum ether/ethyl acetate, 95:5 to 90:10) furnished the indanone **3i** (57.7 mg, 64%) as a palebrown viscous liquid. [TLC control (petroleum ether/ethyl acetate 90:10), $R_f(\mathbf{1d})=0.47$, $R_f(\mathbf{3i})=0.41$, UV detection]. IR (MIR-ATR, 4000–600 cm^{-1}):

ν_{max} =2967, 2935, 1705, 1600, 1469, 1417, 1343, 1311, 1121, 1013, 912, 848, 770, 728 cm^{-1} . ^1H NMR (CDCl_3 , 400 MHz): δ =7.50–6.10 (m, 5H, Ar-H), 4.22 (s, 1H, CH), 3.91 (s, 3H, Ar-OCH₃), 3.89 (s, 3H, Ar-OCH₃), 3.43 (s, 3H, Ar-OCH₃), 1.28 [s, 3H, C(CH₃)_{2a}], 0.70 [s, 3H, C(CH₃)_{2b}] ppm. ^{13}C NMR (CDCl_3 , 100 MHz): δ =209.6 (s, C=O), 155.0 (s, Ar-C), 150.4 (s, Ar-C), 148.7 (s, Ar-C), 140.6 (s, Ar-C), 140.2 (s, Ar-C), 132.3 (s, Ar-C), 130.5 (s, Ar-C), 128.3 (d, 4C, Ar-CH), 100.9 (d, Ar-CH), 60.9 (q, Ar-OCH₃), 60.1 (q, Ar-OCH₃), 56.2 (q, Ar-OCH₃), 54.4 (d, CH), 50.5 [s, C(CH₃)₂], 28.1 [q, C(CH₃)_{2a}], 21.7 [q, C(CH₃)_{2b}] ppm. HR-MS (ESI+) m/z calculated for $[\text{C}_{20}\text{H}_{22}\text{ClO}_4]^+=[\text{M}+\text{H}]^+$: 361.1201; found 361.1196.



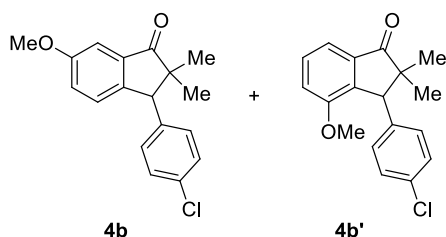
4,5,6-trimethoxy-3-(4-methoxyphenyl)-2,2-dimethylindan-1-one (**3j**):

GP-1 was carried out with ketone **1d** (59.5 mg, 0.25 mmol), aldehyde **2e** (68.0 mg, 0.50 mmol), triflic acid (0.11 mL, 1.25 mmol), dichloroethane (3 mL) for the formation of indanone at 50 °C for 24 h. Purification of the crude material by silica gel column chromatography (petroleum ether/ethyl acetate, 95:5 to 85:15) furnished the indanone **3j** (67.7 mg, 76%) as a palebrown viscous liquid. [TLC control (petroleum ether/ethyl acetate 90:10), $R_f(\mathbf{1d})=0.47$, $R_f(\mathbf{3j})=0.30$, UV detection]. IR (MIR-ATR, 4000–600 cm^{-1}): ν_{max} =2964, 2933, 2837, 1704, 1600, 1511, 1467, 1417, 1342, 1310, 1244, 1121, 1033, 731 cm^{-1} . ^1H NMR (CDCl_3 , 400 MHz): δ =7.20–6.50 (m, 5H, Ar-H), 4.20 (s, 1H, CH), 3.91 (s, 3H, Ar-OCH₃), 3.89 (s, 3H, Ar-OCH₃), 3.74 (s, 3H, Ar-OCH₃), 3.39 (s, 3H, Ar-OCH₃), 1.27 [s, 3H, C(CH₃)_{2a}], 0.71 [s, 3H, C(CH₃)_{2b}] ppm. ^{13}C NMR (CDCl_3 , 100 MHz): δ =210.2 (s, C=O), 158.2 (s, 2C, Ar-C), 154.8 (s, Ar-C), 150.5 (s, Ar-C), 148.7 (s, Ar-C), 141.5 (s, Ar-C), 133.7 (s, Ar-C), 130.5 (s, Ar-C), 129.3 (d, Ar-CH), 125.0 (d, Ar-CH), 113.4 (d, Ar-CH), 100.8 (d, Ar-CH), 60.8 (q, Ar-OCH₃), 60.1 (q, Ar-OCH₃), 56.2 (q, Ar-OCH₃), 55.1 (q, Ar-OCH₃), 54.4 (d, CH), 50.7 [s, C(CH₃)₂], 28.2 [q, C(CH₃)_{2a}], 21.7 [q, C(CH₃)_{2b}] ppm. HR-MS (ESI+) m/z calculated for $[\text{C}_{21}\text{H}_{25}\text{O}_5]^+=[\text{M}+\text{H}]^+$: 357.1697; found 357.1694.



6-methoxy-2,2-dimethyl-3-phenylindan-1-one (4a) & 4-methoxy-2,2-dimethyl-3-phenylindan-1-one (4a'):

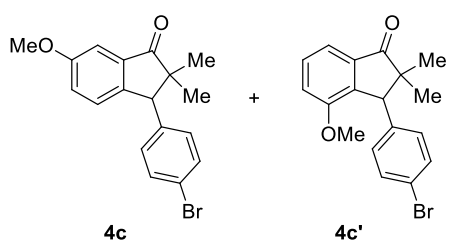
GP-1 was carried out with ketone **1b** (44.5 mg, 0.25 mmol), aldehyde **2a** (53.0 mg, 0.50 mmol), triflic acid (0.11 mL, 1.25 mmol), dichloroethane (3 mL) for the formation of indanone at 50 °C for 24 h. Purification of the crude material by silica gel column chromatography (petroleum ether/ethyl acetate, 95:5 to 90:10) furnished the inseparable regioisomeric mixture of indanones **4a** (42.6 mg, 64%) and **4a'** (10.6 mg, 16%) as a colorless viscous liquid. [TLC control (petroleum ether/ethyl acetate 90:10), $R_f(\mathbf{1b})=0.50$, $R_f(\mathbf{4a} \ \& \ \mathbf{4a}')=0.40$, UV detection]. IR (MIR-ATR, 4000–600 cm^{-1}): $\nu_{\text{max}}=2965, 2927, 1711, 1602, 1488, 1465, 1291, 1270, 1241, 1027, 757, 702 \text{ cm}^{-1}$. $^1\text{H NMR}$ (CDCl_3 , 400 MHz, peaks due to major isomer **4a**): $\delta=7.35\text{--}7.10$ (m, 6H, Ar-H), 7.02 (d, 2H, $J=7.3$ Hz, Ar-H), 4.26 (s, 1H, CH), 3.88 (s, 3H, Ar-OCH₃), 1.35 [s, 3H, C(CH₃)_{2a}], 0.69 [s, 3H, C(CH₃)_{2b}] ppm. $^{13}\text{C NMR}$ (CDCl_3 , 100 MHz, peaks due to major isomer **4a**): $\delta=210.7$ (s, C=O), 159.8 (s, Ar-C), 147.1 (s, Ar-C), 140.4 (s, Ar-C), 136.7 (s, Ar-C), 129.2 (d, 2C, 2 \times Ar-CH), 128.3 (d, 2C, 2 \times Ar-CH), 127.8 (d, Ar-CH), 126.9 (d, Ar-CH), 124.3 (d, Ar-CH), 105.1 (d, Ar-CH), 56.8 (d, CH), 55.6 (q, Ar-OCH₃), 51.4 [s, C(CH₃)₂], 25.5 [q, C(CH₃)_{2a}], 22.8 [q, C(CH₃)_{2b}] ppm. HR-MS (ESI⁺) m/z calculated for $[\text{C}_{18}\text{H}_{19}\text{O}_2]^+=[\text{M}+\text{H}]^+$: 267.1380; found 267.1380.



3-(4-chlorophenyl)-6-methoxy-2,2-dimethylindan-1-one (4b) & 3-(4-chlorophenyl)-4-methoxy-2,2-dimethylindan-1-one (4b'):

GP-1 was carried out with ketone **1b** (44.5 mg, 0.25 mmol), aldehyde **2c** (70.3 mg, 0.50 mmol), triflic acid (0.11 mL, 1.25 mmol), dichloroethane (3 mL) for the formation of indanone at 50 °C for 24 h. Purification of the crude material by silica gel column chromatography (petroleum ether/ethyl acetate, 95:5 to 90:10) furnished the inseparable

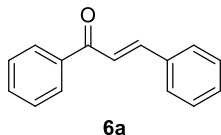
regioisomeric mixture of indanones **4b** (56.2 mg, 68%) and **4b'** (14.0 mg, 17%) as a paleyellow solid, recrystallized the solid with dichloromethane/hexane, m. p. 78–81 °C. [TLC control (petroleum ether/ethyl acetate 90:10), $R_f(\mathbf{1b})=0.50$, $R_f(\mathbf{4b} \ \& \ \mathbf{4b}')=0.42$, UV detection]. IR (MIR-ATR, 4000–600 cm^{-1}): $\nu_{\text{max}}=2963, 2926, 1707, 1599, 1488, 1465, 1270, 1241, 1089, 1013, 796 \text{ cm}^{-1}$. $^1\text{H NMR}$ (CDCl_3 , 400 MHz, peaks due to major isomer **4b**): $\delta=7.32\text{--}7.17$ (m, 5H, Ar-H), 6.96 (d, 2H, $J=8.3$ Hz, Ar-H), 4.23 (s, 1H, CH), 3.88 (s, 3H, Ar-OCH₃), 1.34 [s, 3H, C(CH₃)_{2a}], 0.69 [s, 3H, C(CH₃)_{2b}] ppm. $^{13}\text{C NMR}$ (CDCl_3 , 100 MHz, peaks due to major isomer **4b**): $\delta=210.2$ (s, C=O), 160.0 (s, Ar-C), 146.5 (s, Ar-C), 139.0 (s, Ar-C), 136.6 (s, Ar-C), 132.8 (s, Ar-C), 130.4 (d, 2C, 2 \times Ar-CH), 128.5 (d, 2C, 2 \times Ar-CH), 127.6 (d, Ar-CH), 124.4 (d, Ar-CH), 105.3 (d, Ar-CH), 56.1 (d, CH), 55.6 (q, Ar-OCH₃), 51.2 [s, C(CH₃)₂], 25.5 [q, C(CH₃)_{2a}], 22.7 [q, C(CH₃)_{2b}] ppm. HR-MS (ESI+) m/z calculated for $[\text{C}_{18}\text{H}_{18}\text{ClO}_2]^+=[\text{M}+\text{H}]^+$: 301.0990; found 301.0988.



3-(4-bromophenyl)-6-methoxy-2,2-dimethylindan-1-one (**4c**) & 3-(4-bromophenyl)-4-methoxy-2,2-dimethylindan-1-one (**4c'**):

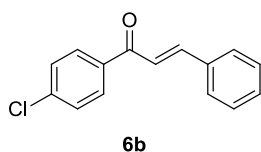
GP-1 was carried out with ketone **1b** (44.5 mg, 0.25 mmol), aldehyde **2d** (92.5 mg, 0.50 mmol), triflic acid (0.11 mL, 1.25 mmol), dichloroethane (3 mL) for the formation of indanone at 50 °C for 24 h. Purification of the crude material by silica gel column chromatography (petroleum ether/ethyl acetate, 95:5 to 85:15) furnished the inseparable regioisomeric mixture of indanones **4c** (58.7 mg, 68%) and **4c'** (14.7 mg, 17%) as a paleyellow viscous liquid. [TLC control (petroleum ether/ethyl acetate 90:10), $R_f(\mathbf{1b})=0.50$, $R_f(\mathbf{4c} \ \& \ \mathbf{4c}')=0.43$, UV detection]. IR (MIR-ATR, 4000–600 cm^{-1}): $\nu_{\text{max}}=2964, 2925, 1710, 1602, 1488, 1465, 1270, 1242, 1011, 796 \text{ cm}^{-1}$. $^1\text{H NMR}$ (CDCl_3 , 400 MHz, peaks due to major isomer **4c**): $\delta=7.43$ (d, 2H, $J=8.3$ Hz, Ar-H), 7.26 (d, 1H, $J=1.9$ Hz, Ar-H), 7.21 (dd, 1H, $J=8.3$ and 1.9 Hz, Ar-H), 7.20 (d, 1H, $J=8.3$ Hz, Ar-H), 6.91 (d, 2H, $J=8.3$ Hz, Ar-H), 4.22 (s, 1H, CH), 3.87 (s, 3H, Ar-OCH₃), 1.34 [s, 3H, C(CH₃)_{2a}], 0.69 [s, 3H, C(CH₃)_{2b}] ppm. $^{13}\text{C NMR}$ (CDCl_3 , 100 MHz, peaks due to major isomer **4c**): $\delta=210.1$ (s, C=O), 160.0 (s, Ar-C), 146.4 (s, Ar-C), 139.5 (s, Ar-C), 136.6 (s, Ar-C), 131.4 (d, 2C, 2 \times Ar-CH), 131.0 (s, Ar-C), 130.8 (d, 2C, 2 \times Ar-CH), 127.5 (d, Ar-CH), 124.4 (d, Ar-CH), 105.3 (d, Ar-CH),

56.2 (d, CH), 55.6 (q, Ar-OCH₃), 51.2 [s, C(CH₃)₂], 25.5 [q, C(CH₃)_{2a}], 22.7 [q, C(CH₃)_{2b}] ppm. HR-MS (ESI+) m/z calculated for [C₁₈H₁₈BrO₂]⁺=[M+H]⁺: 345.0485; found 345.0484.



(2E)-1,3-diphenylprop-2-en-1-one (6a):

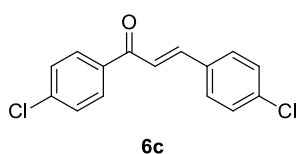
GP-2 was carried out with acetophenone **5a** (60 mg, 0.5 mmol), aldehyde **2a** (106 mg, 1.0 mmol), triflic acid (0.22 mL, 2.5 mmol), dichloroethane (1.5 mL) for the formation of chalcone at 50 °C for 24 h. Purification of the crude material by silica gel column chromatography (petroleum ether/ethyl acetate, 97:3 to 95:5) furnished the chalcone **6a** (48.6, 81%) as yellow viscous liquid. [TLC control (petroleum ether/ethyl acetate 95:5), $R_f(\mathbf{5a})=0.32$, $R_f(\mathbf{6a})=0.42$, UV detection]. IR (MIR-ATR, 4000–600 cm⁻¹): IR (MIR-ATR, 4000–600 cm⁻¹): $\nu_{max}=3059$, 2921, 1661, 1601, 1574, 1448, 1334, 1285, 1212, 1015, 976, 743, 686 cm⁻¹. ¹H NMR (CDCl₃, 400 MHz): $\delta=8.02$ (d, 2H, $J=8.3$ Hz, Ar-H), 7.81 (d, 1H, $J=15.6$ Hz, CH=CHCOPh), 7.64 (d, 1H, $J=7.3$ Hz, Ar-H), 7.63 (d, 1H, $J=7.3$ Hz, Ar-H), 7.58 (t, 1H, $J=7.8$ Hz, Ar-H), 7.53 (d, 1H, $J=15.6$ Hz, CH=CHCOPh), 7.49 (dd, 2H, $J=7.3$ and 7.3 Hz, Ar-H), 7.45–7.35 (m, 3H, Ar-H) ppm. ¹³C NMR (CDCl₃, 100 MHz): $\delta=190.5$ (s, C=O), 144.8 (d, CH=CHCOPh), 138.1 (s, Ar-C), 134.8 (s, Ar-C), 132.7 (d, Ar-CH), 130.5 (d, Ar-CH), 128.9 (d, 2C, 2 × Ar-CH), 128.6 (d, 2C, 2 × Ar-CH), 128.4 (d, 2C, 2 × Ar-CH), 128.3 (d, 2C, 2 × Ar-CH), 122.0 (d, CH=CHCOPh) ppm.



(2E)-1-(4-chlorophenyl)-3-phenylprop-2-en-1-one (6b):

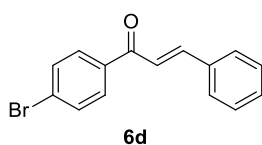
GP-2 was carried out with p-chloroacetophenone **5b** (77.2 mg, 0.5 mmol), aldehyde **2a** (106 mg, 1.0 mmol), triflic acid (0.22 mL, 2.5 mmol), dichloroethane (1.5 mL) for the formation of chalcone at 50 °C for 24 h. Purification of the crude material by silica gel column chromatography (petroleum ether/ethyl acetate, 98:2 to 97:3) furnished the chalcone **6b** (65.6 mg, 85%) as a pale yellow solid, recrystallized the solid with dichloromethane/hexane, m. p. 90–92 °C. [TLC control (petroleum ether/ethyl acetate 95:5), $R_f(\mathbf{5b})=0.35$, $R_f(\mathbf{6b})=0.44$, UV detection]. IR (MIR-ATR, 4000–600 cm⁻¹): IR (MIR-ATR, 4000–600 cm⁻¹): $\nu_{max}=3052$, 2923, 1659, 1599, 1448, 1332, 1215, 1087, 1035, 1010, 982, 828, 761, 692,

543 cm^{-1} . ^1H NMR (CDCl_3 , 400 MHz): δ =7.96 (d, 2H, J =8.3 Hz, Ar-H), 7.81 (d, 1H, J =15.6 Hz, $\text{CH}=\text{CHCOPh}$), 7.67–7.58 (m, 2H, Ar-H), 7.52–7.32 (m, 6H, Ar-H and $\text{CH}=\text{CHCOPh}$) ppm. ^{13}C NMR (CDCl_3 , 100 MHz): δ =189.1 (s, C=O), 145.3 (d, $\text{CH}=\text{CHCOPh}$), 139.2 (s, Ar-C), 136.4 (s, Ar-C), 134.6 (s, Ar-CH), 130.7 (d, Ar-CH), 129.9 (d, 2C, 2 \times Ar-CH), 129.0 (d, 2C, 2 \times Ar-CH), 128.9 (d, 2C, 2 \times Ar-CH) 128.5 (d, 2C, 2 \times Ar-CH), 121.4 (d, $\text{CH}=\text{CHCOPh}$) ppm.



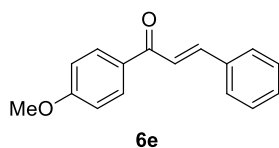
(2E)-1,3-bis(4-chlorophenyl)prop-2-en-1-one (6c):

GP-2 was carried out with p-chloroacetophenone **5b** (77.2, 0.5 mmol), aldehyde **2c** (140.5 mg, 1.0 mmol), triflic acid (0.22 mL, 2.5 mmol), dichloroethane (1.5 mL) for the formation of chalcone at 50 °C for 24 h. Purification of the crude material by silica gel column chromatography (petroleum ether/ethyl acetate, 98:2 to 97:3) furnished the chalcone **6c** (60.9 mg, 79%) as a pale yellow solid, recrystallized the solid with dichloromethane/hexane, m. p. 140–142°C. [TLC control (petroleum ether/ethyl acetate 95:5), $R_f(\mathbf{5b})=0.35$, $R_f(\mathbf{6c})=0.45$, UV detection]. IR (MIR-ATR, 4000–600 cm^{-1}): IR (MIR-ATR, 4000–600 cm^{-1}): $\nu_{\text{max}}=2921$, 1660, 1586, 1487, 1328, 1216, 1088, 1010, 983, 834, 814, 742, 670 cm^{-1} . ^1H NMR (CDCl_3 , 400 MHz): δ =7.94 (d, 2H, J =8.3 Hz, Ar-H), 7.74 (d, 1H, J =15.6 Hz, $\text{CH}=\text{CHCOPh}$), 7.56 (d, 2H, J =8.3 Hz, Ar-H), 7.46 (d, 2H, J =8.3 Hz, Ar-H), 7.44 (d, 1H, J =15.6 Hz, $\text{CH}=\text{CHCOPh}$), 7.38 (d, 2H, J =8.3 Hz, Ar-H) ppm. ^{13}C NMR (CDCl_3 , 100 MHz): δ =188.8 (s, C=O), 143.8 (d, $\text{CH}=\text{CHCOPh}$), 139.4 (s, Ar-C), 136.6 (s, Ar-C), 136.3 (s, Ar-C), 133.1 (s, Ar-C), 129.9 (d, 2C, 2 \times Ar-CH), 129.6 (d, 2C, 2 \times Ar-CH), 129.3 (d, 2C, 2 \times Ar-CH), 129.0 (d, 2C, 2 \times Ar-CH), 121.8 (d, $\text{CH}=\text{CHCOPh}$) ppm.



(2E)-1-(4-bromophenyl)-3-phenylprop-2-en-1-one (6d):

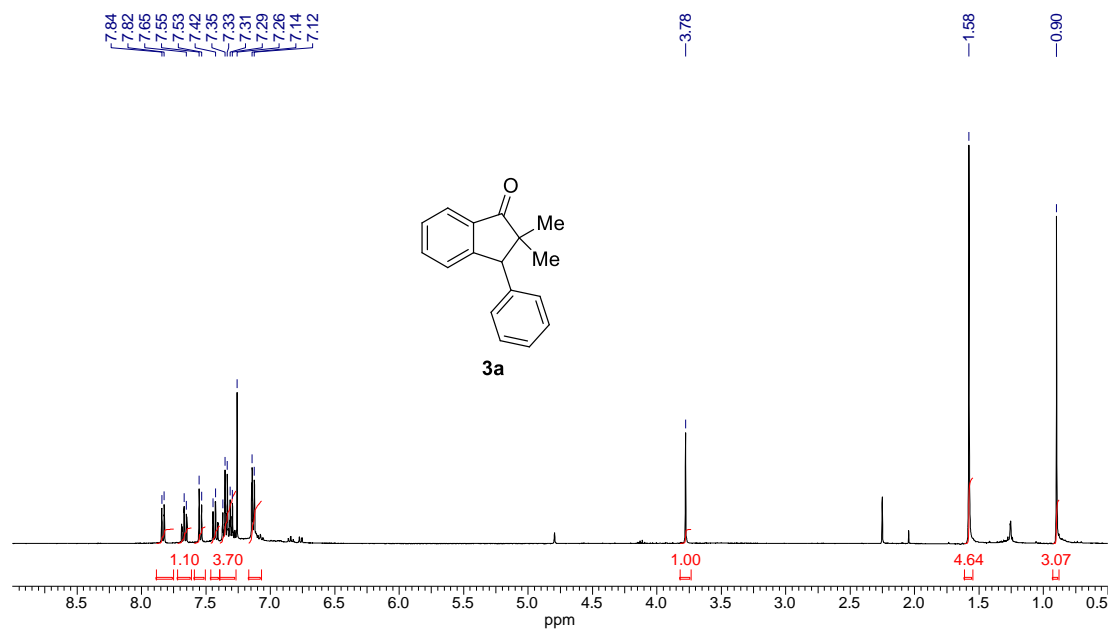
GP-2 was carried out with p-bromoacetophenone **5c** (99 mg, 0.5 mmol), aldehyde **2a** (106 mg, 1.0 mmol), triflic acid (0.22 mL, 2.5 mmol), dichloroethane (1.5 mL) for the formation of chalcone at 50 °C for 24 h. Purification of the crude material by silica gel column chromatography (petroleum ether/ethyl acetate, 98:2 to 97:3) furnished the chalcone **6d** (85.1 mg, 86%) as a pale yellow solid, recrystallized the solid with dichloromethane/hexane, m. p. 92–94°C. [TLC control (petroleum ether/ethyl acetate 95:5), $R_f(\mathbf{5c})=0.47$, $R_f(\mathbf{6d})=0.52$, UV detection]. IR (MIR-ATR, 4000–600 cm^{-1}): IR (MIR-ATR, 4000–600 cm^{-1}): $\nu_{\text{max}}=2922$, 1657, 1599, 1582, 1447, 1332, 1214, 1067, 981, 759, 690 cm^{-1} . ^1H NMR (CDCl_3 , 400 MHz): $\delta=7.87$ (d, 2H, $J=8.3$ Hz, Ar-H), 7.80 (d, 1H, $J=15.6$ Hz, $\text{CH}=\text{CHCOPh}$), 7.70–7.55 (m, 4H, Ar-H), 7.46 (d, 1H, $J=15.6$ Hz, $\text{CH}=\text{CHCOPh}$), 7.43–7.35 (m, 3H, Ar-H) ppm. ^{13}C NMR (CDCl_3 , 100 MHz): $\delta=189.2$ (s, C=O), 145.3 (d, $\text{CH}=\text{CHCOPh}$), 136.8 (s, Ar-C), 134.6 (s, Ar-C), 131.8 (d, 2C, 2 \times Ar-CH), 130.7 (d, Ar-CH), 129.9 (d, 2C, 2 \times Ar-CH), 128.9 (d, 2C, 2 \times Ar-CH), 128.4 (d, 2C, 2 \times Ar-CH), 127.8 (s, Ar-C), 121.3 (d, $\text{CH}=\text{CHCOPh}$) ppm.



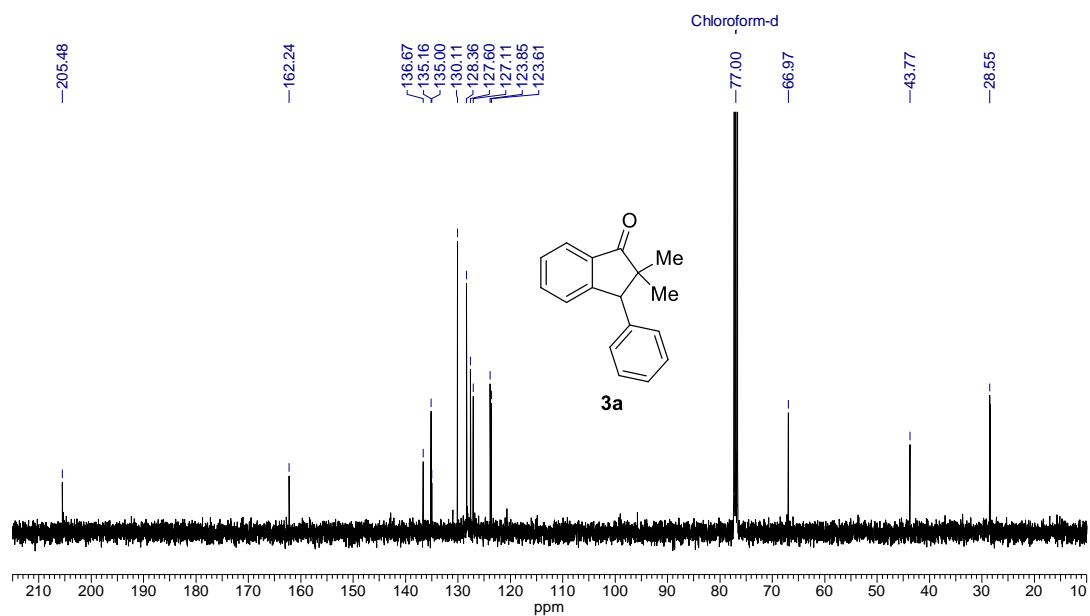
(2E)-1-(4-methoxyphenyl)-3-phenylprop-2-en-1-one (6e):

GP-2 was carried out with p-methoxyacetophenone **5d** (75 mg, 0.5 mmol), aldehyde **2a** (106 mg, 1.0 mmol), triflic acid (0.22 mL, 2.5 mmol), dichloroethane (1.5 mL) for the formation of chalcone at 50 °C for 24 h. Purification of the crude material by silica gel column chromatography (petroleum ether/ethyl acetate, 97:3 to 95:5) furnished the chalcone **6e** (61.5 mg, 82%) as a pale yellow solid, recrystallized the solid with dichloromethane/hexane, m. p. 92–94 °C. [TLC control (petroleum ether/ethyl acetate 95:5), $R_f(\mathbf{5d})=0.26$, $R_f(\mathbf{6e})=0.31$, UV detection]. IR (MIR-ATR, 4000–600 cm^{-1}): IR (MIR-ATR, 4000–600 cm^{-1}): $\nu_{\text{max}}=2922$, 2851, 1658, 1605, 1336, 1260, 1220, 1170, 834, 767, 695 cm^{-1} . ^1H NMR (CDCl_3 , 400 MHz): $\delta=8.04$ (d, 2H, $J=8.8$ Hz, Ar-H), 7.80 (d, 1H, $J=15.6$ Hz, $\text{CH}=\text{CHCOPh}$), 7.68–7.58 (m, 2H, Ar-H), 7.54 (d, 1H, $J=15.6$ Hz, $\text{CH}=\text{CHCOPh}$), 7.45–7.32 (m, 3H, Ar-H), 6.97 (d, 2H, $J=8.8$ Hz, Ar-H), 3.88 (s, 3H, Ar-OCH₃) ppm. ^{13}C NMR (CDCl_3 , 100 MHz): $\delta=188.7$ (s, C=O), 163.4 (s, Ar-C), 143.9 (d, $\text{CH}=\text{CHCOPh}$), 135.0 (s, Ar-C), 131.0 (s, Ar-C), 130.8 (d, 2C, 2 \times Ar-CH), 130.3 (d, Ar-CH), 128.9 (d, 2C, 2 \times Ar-

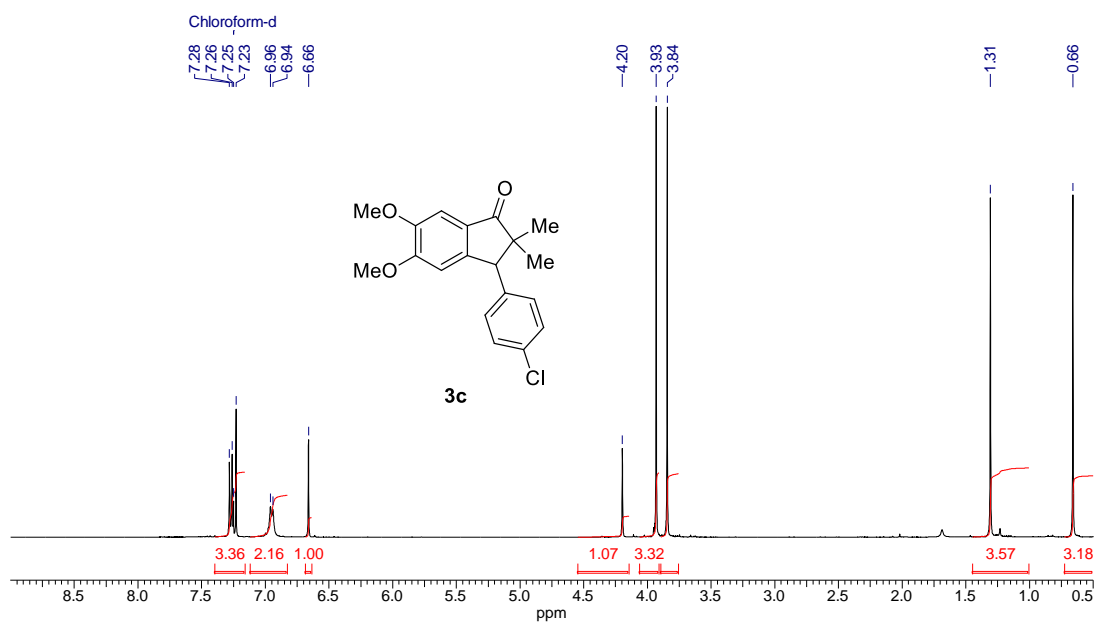
CH), 128.3 (d, 2C, 2 × Ar-CH), 121.8 (d, CH=CHCOPh), 113.8 (d, 2C, 2 × Ar-CH), 55.4 (q, Ar-OCH₃) ppm.



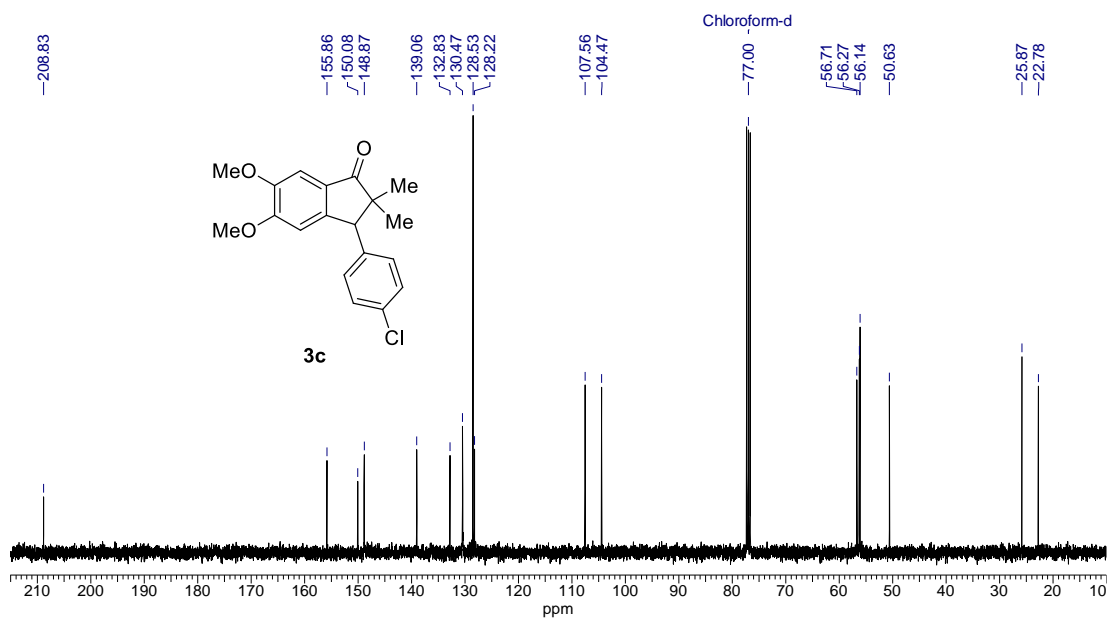
¹H NMR (400 MHz) spectrum of **3a** in CDCl₃



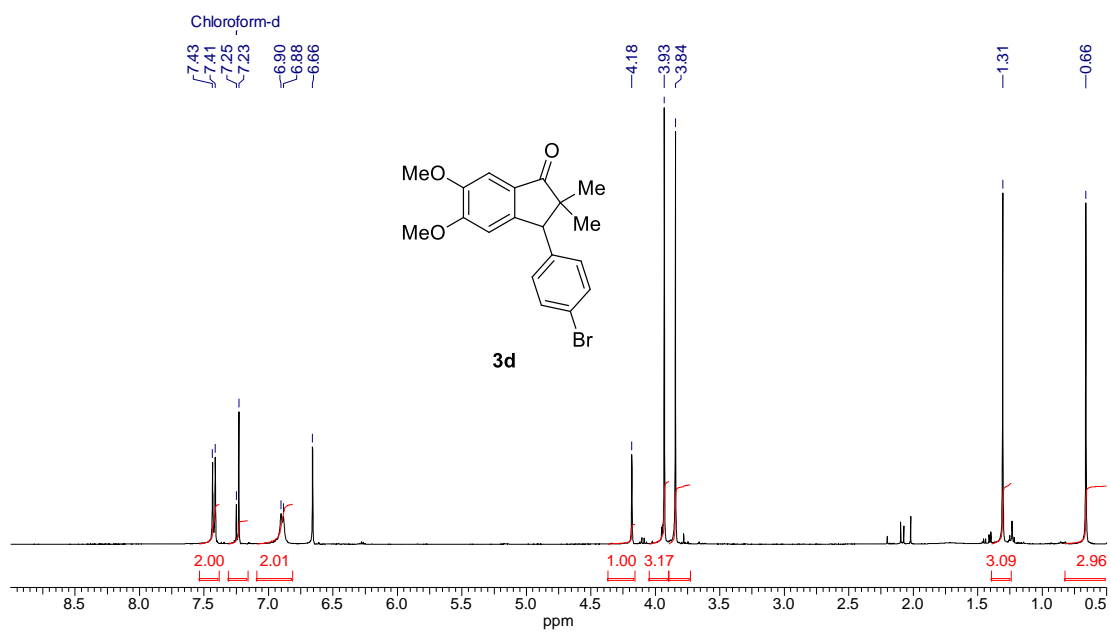
¹³C NMR (100 MHz) spectrum of **3a** in CDCl₃



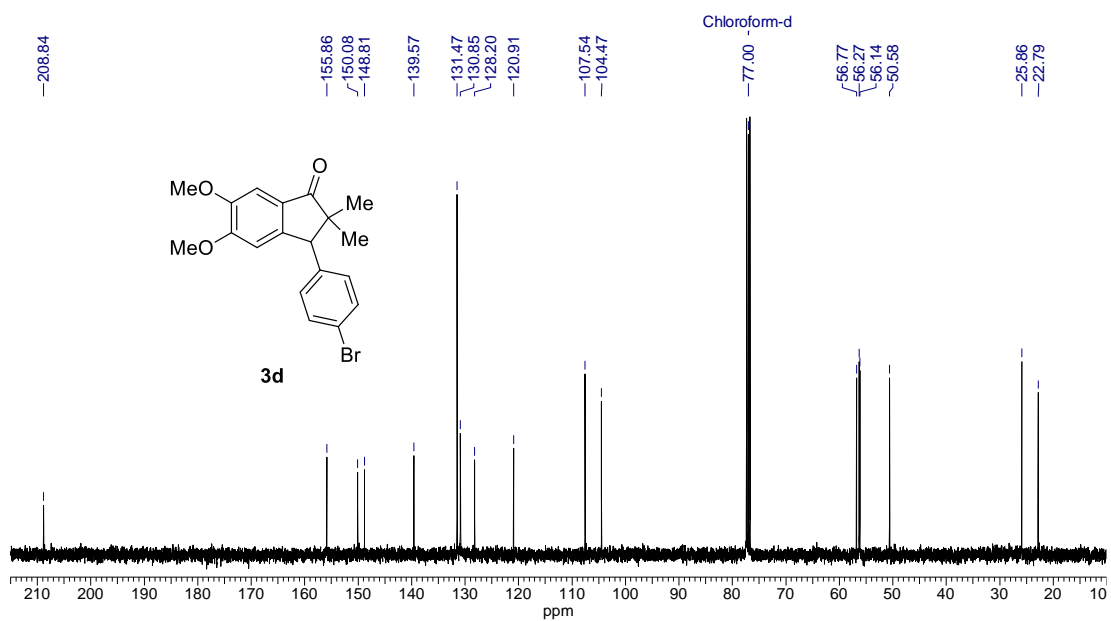
^1H NMR (400 MHz) spectrum of **3c** in CDCl_3



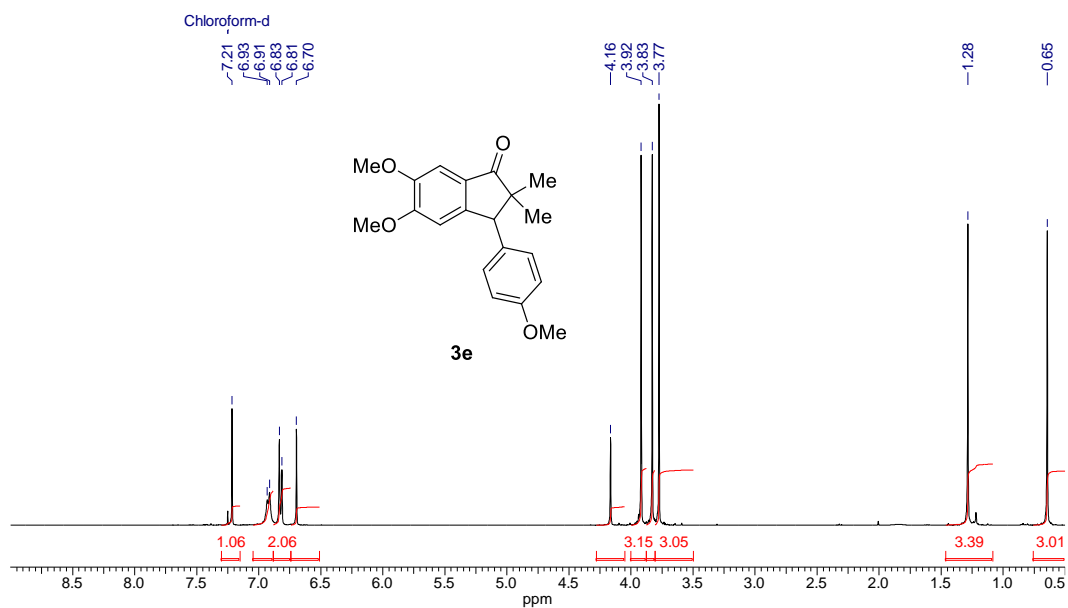
^{13}C NMR (100 MHz) spectrum of **3c** in CDCl_3



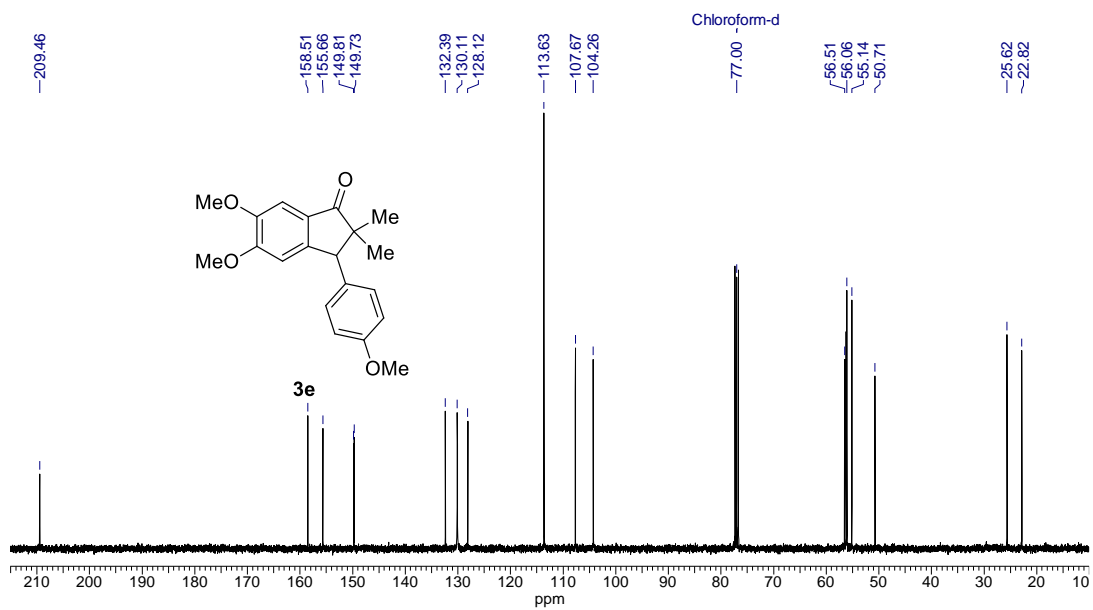
^1H NMR (400 MHz) spectrum of **3d** in CDCl_3



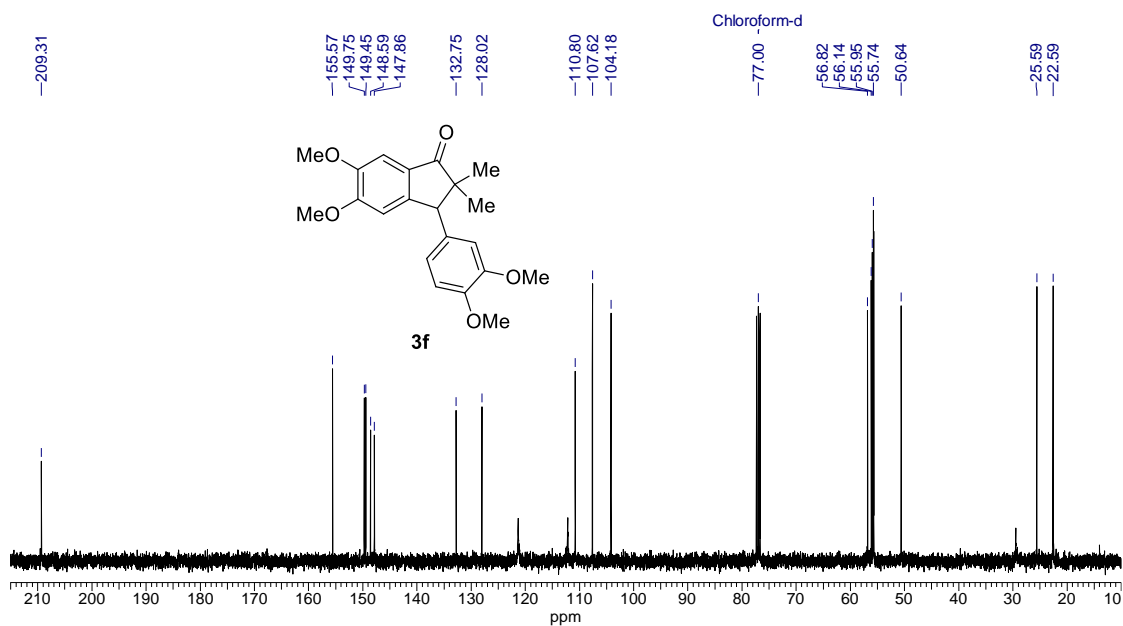
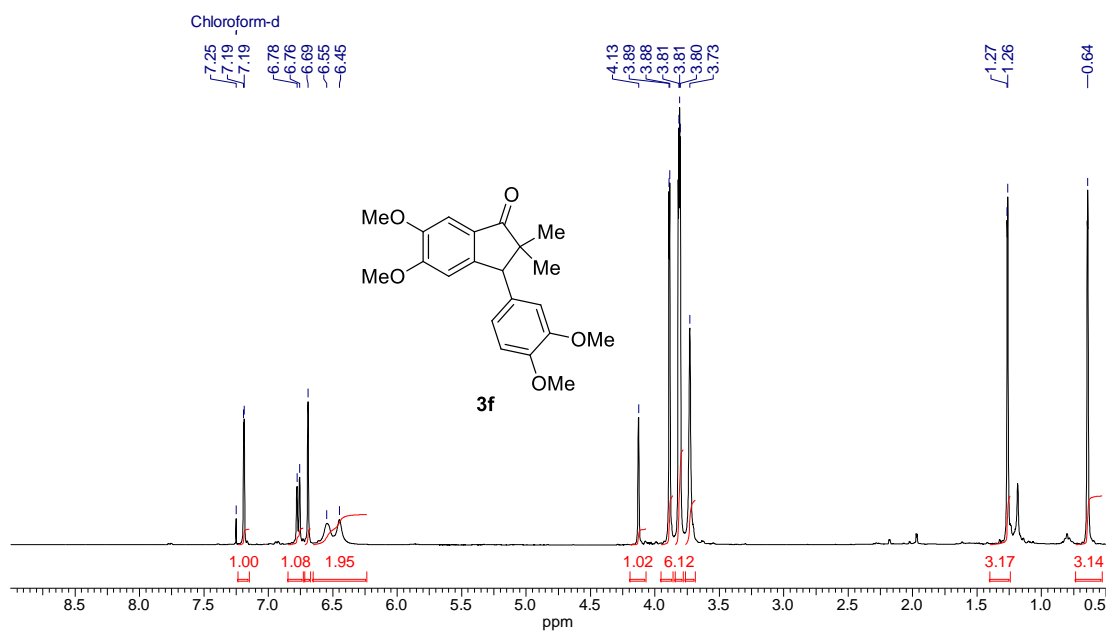
^{13}C NMR (100 MHz) spectrum of **3d** in CDCl_3

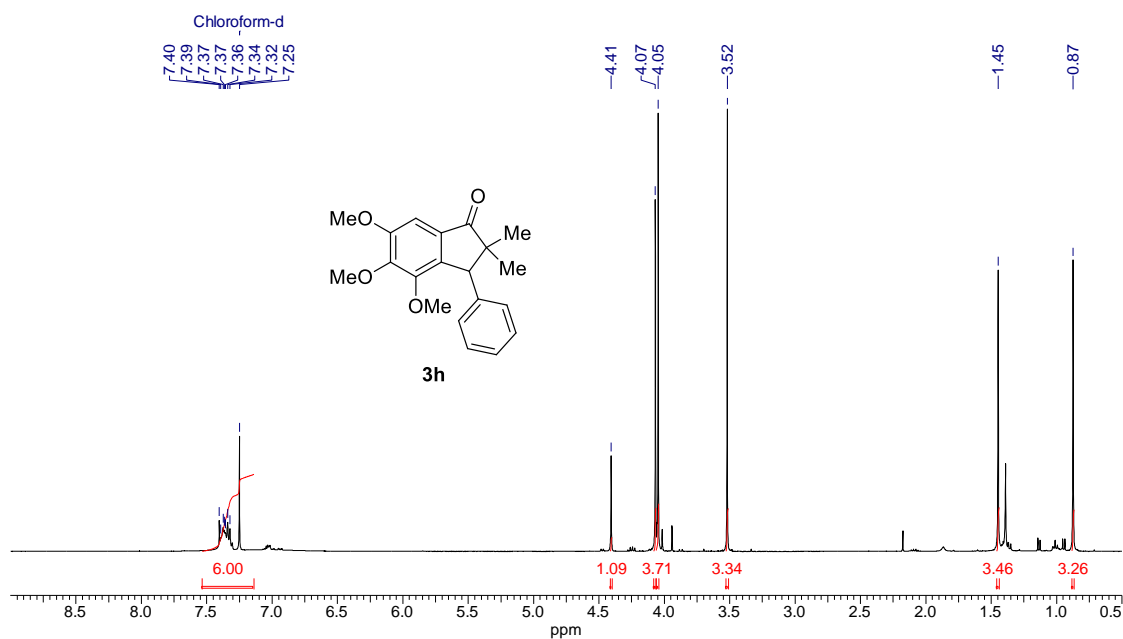


¹H NMR (400 MHz) spectrum of **3e** in CDCl₃

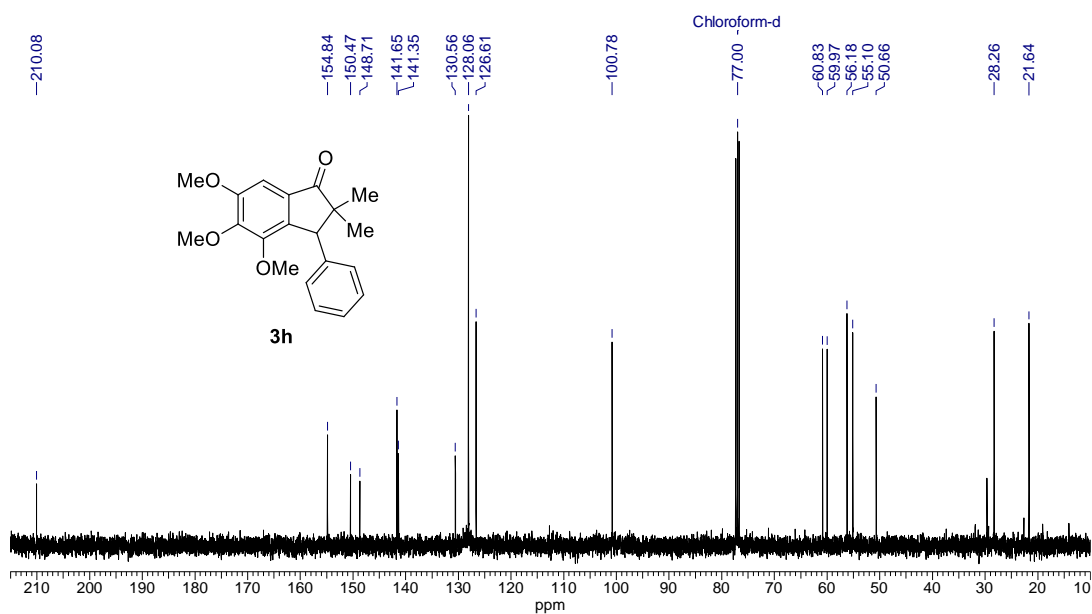


¹³C NMR (100 MHz) spectrum of **3e** in CDCl₃

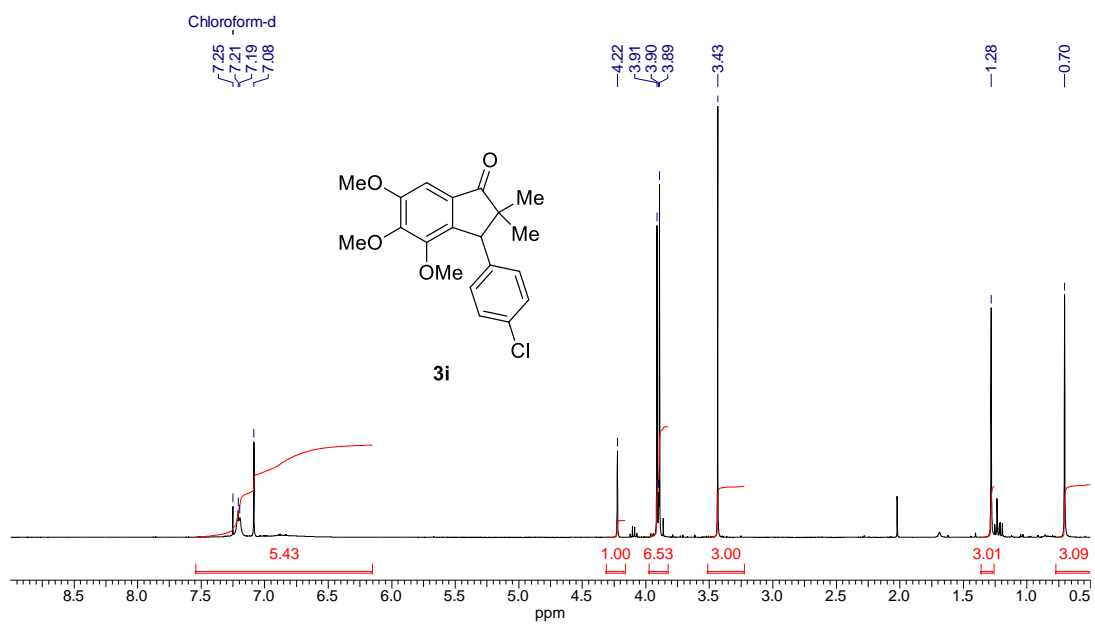




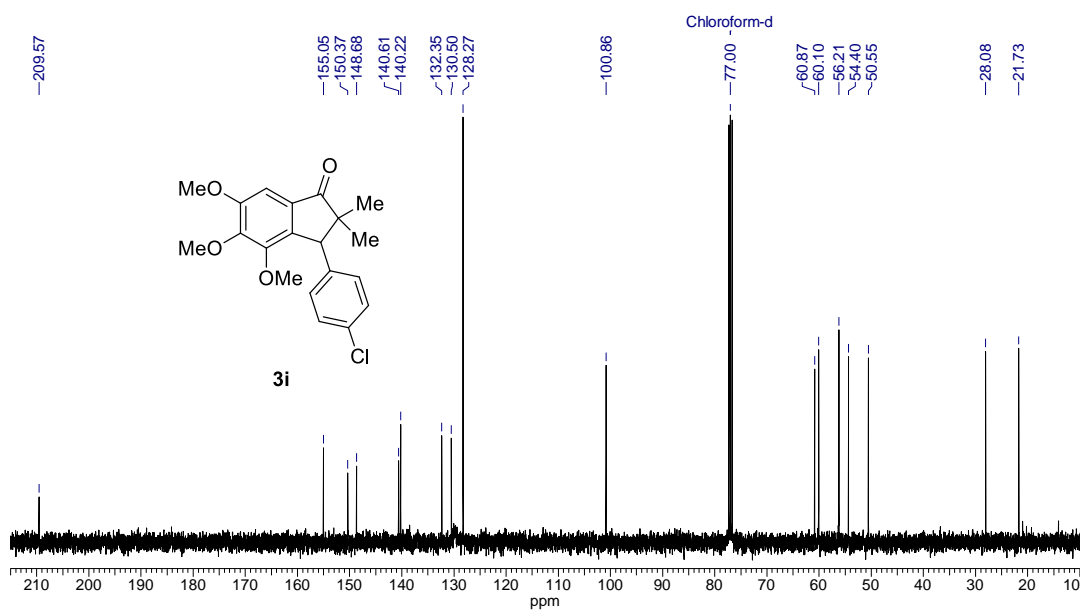
^1H NMR (400 MHz) spectrum of **3h** in CDCl_3



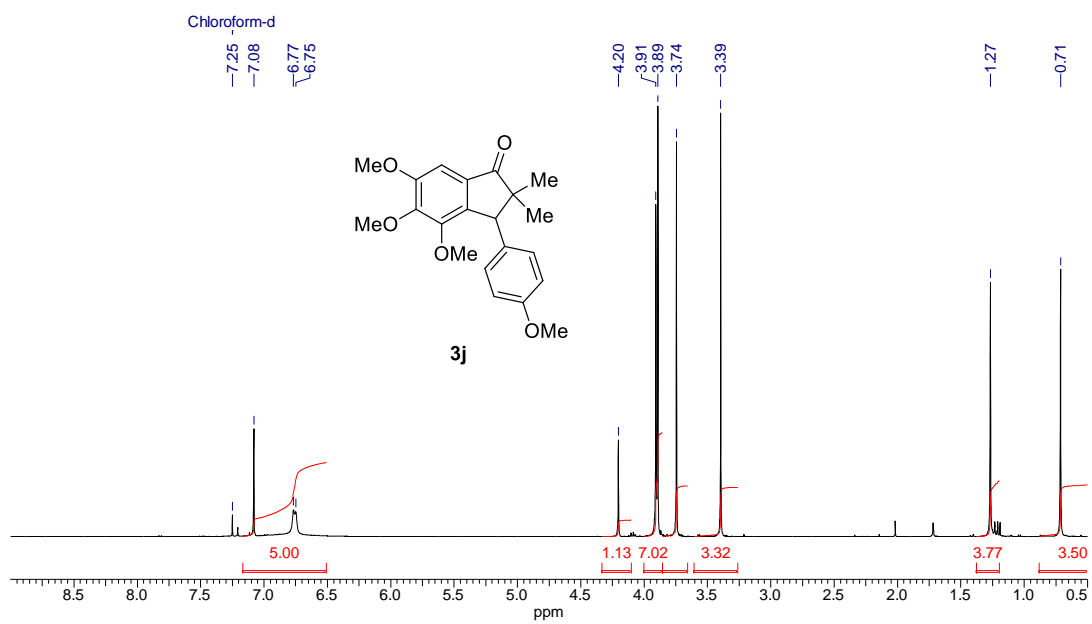
^{13}C NMR (100 MHz) spectrum of **3h** in CDCl_3



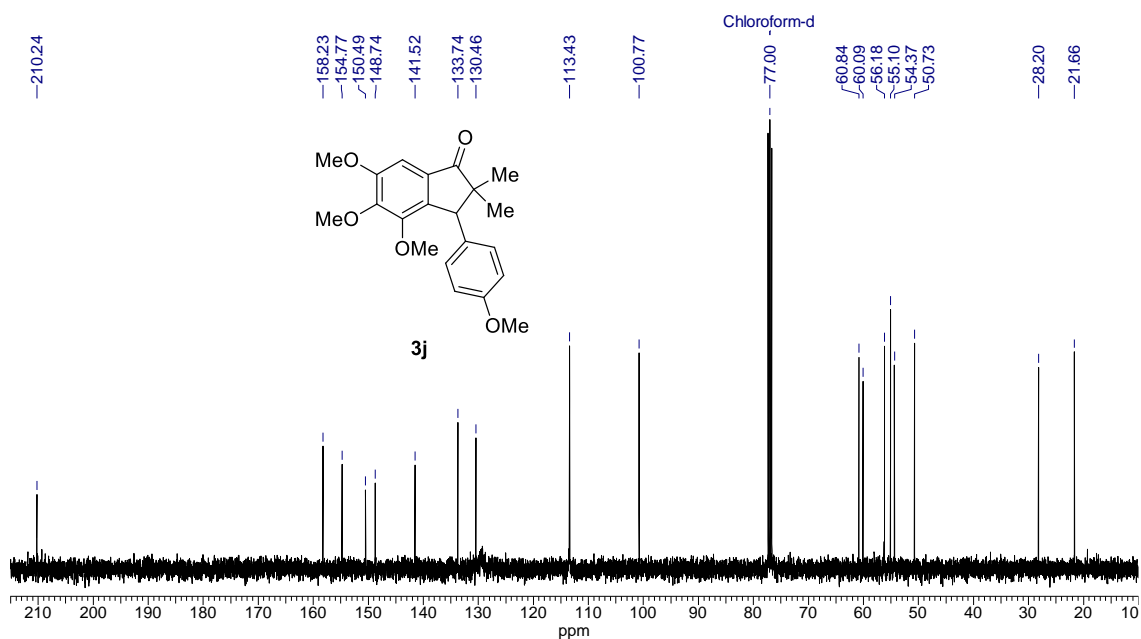
^1H NMR (400 MHz) spectrum of **3i** in CDCl_3



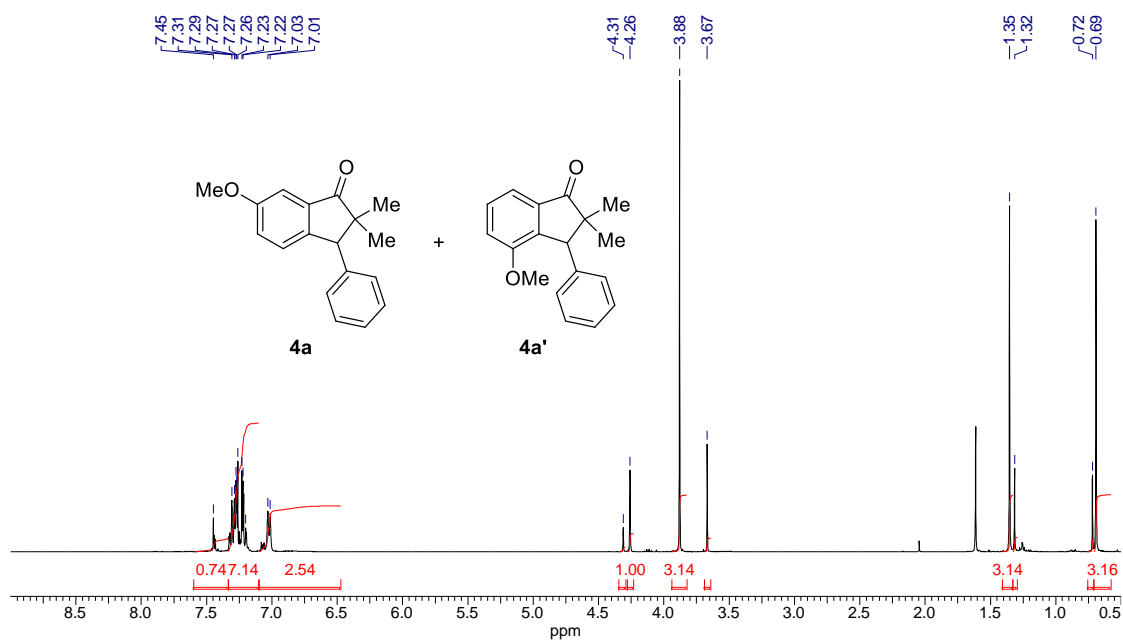
^{13}C NMR (100 MHz) spectrum of **3i** in CDCl_3



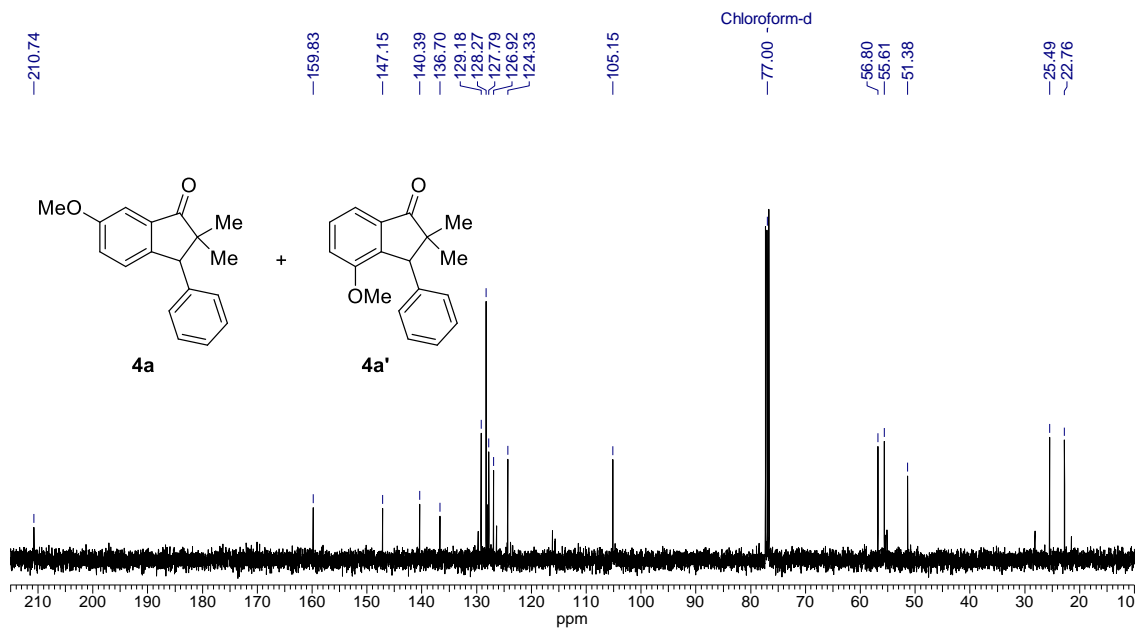
^1H NMR (400 MHz) spectrum of **3j** in CDCl_3



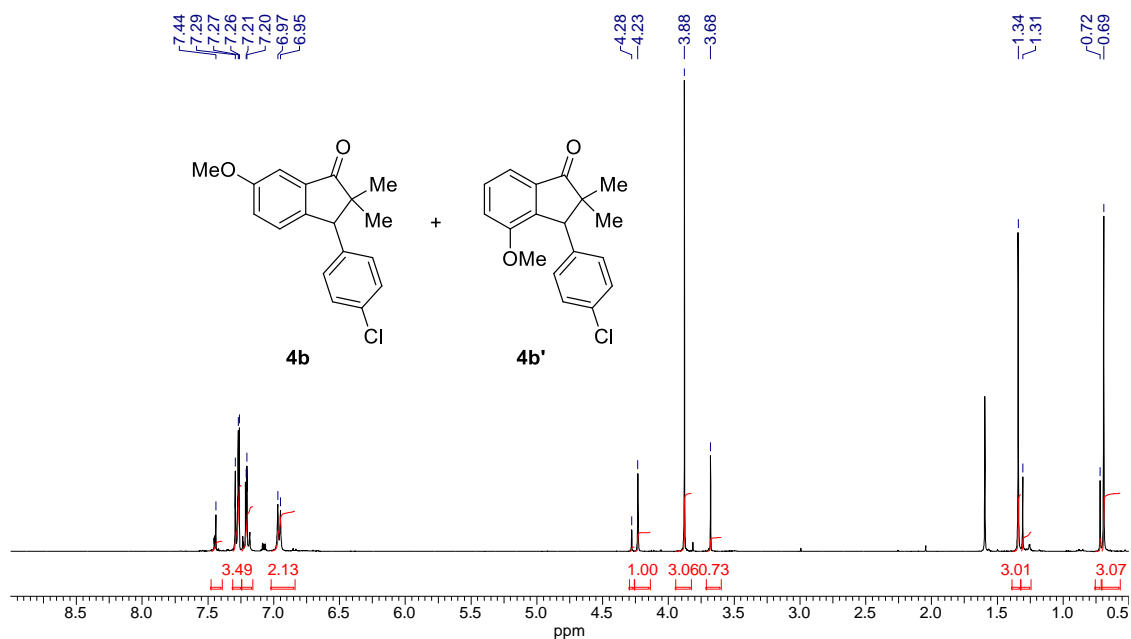
^{13}C NMR (100 MHz) spectrum of **3j** in CDCl_3



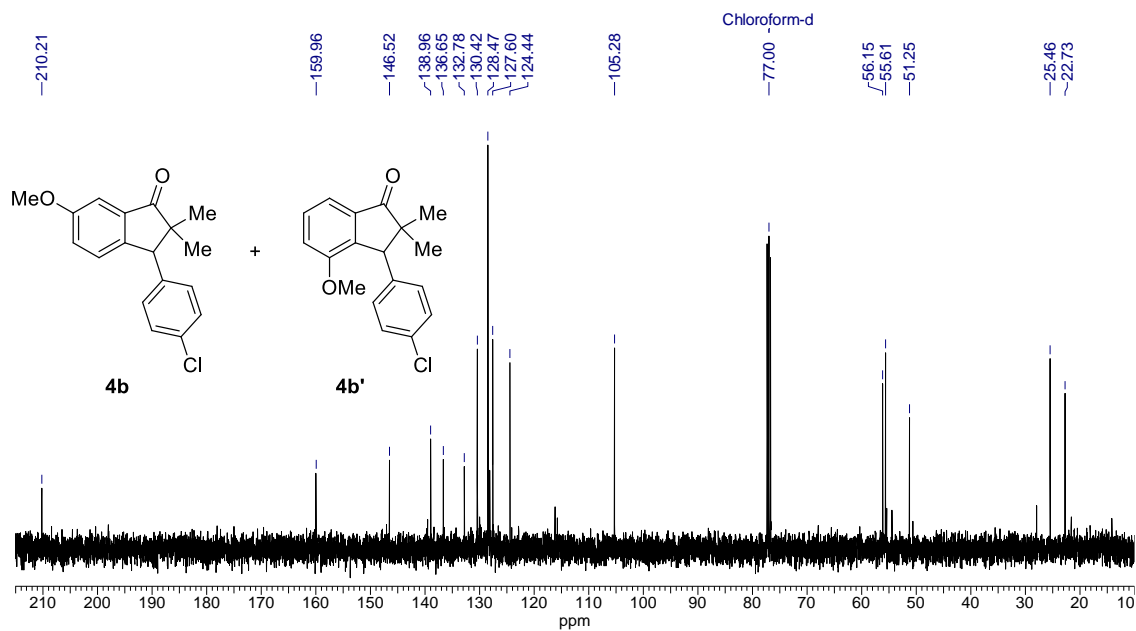
¹H NMR (400 MHz) spectrum of **4a** & **4a'** in CDCl₃



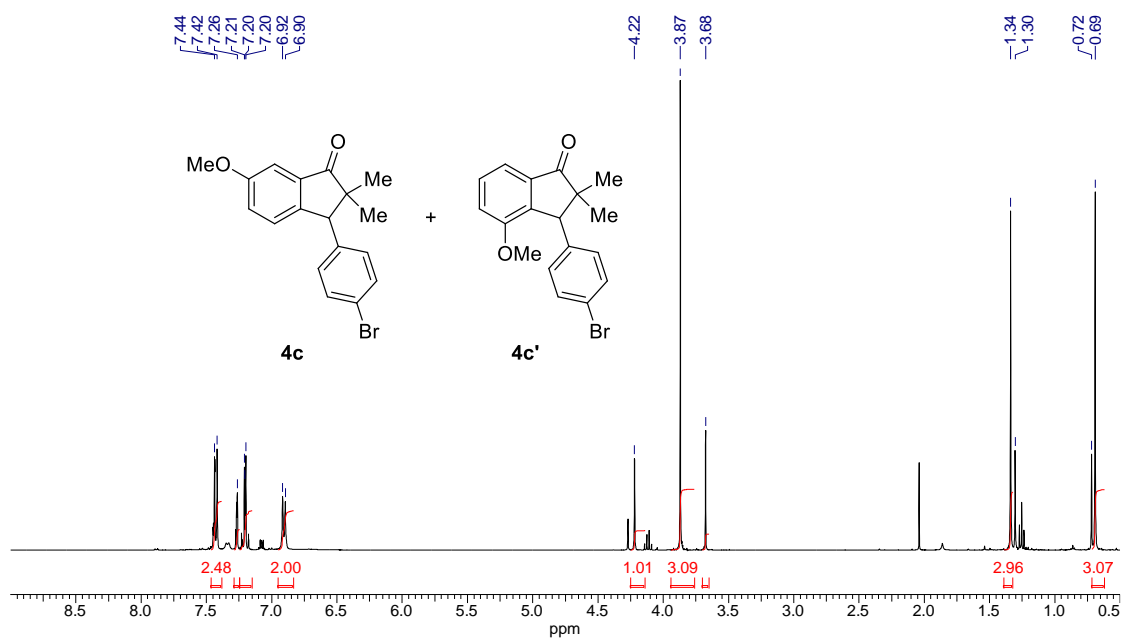
¹³C NMR (100 MHz) spectrum of **4a** & **4a'** in CDCl₃



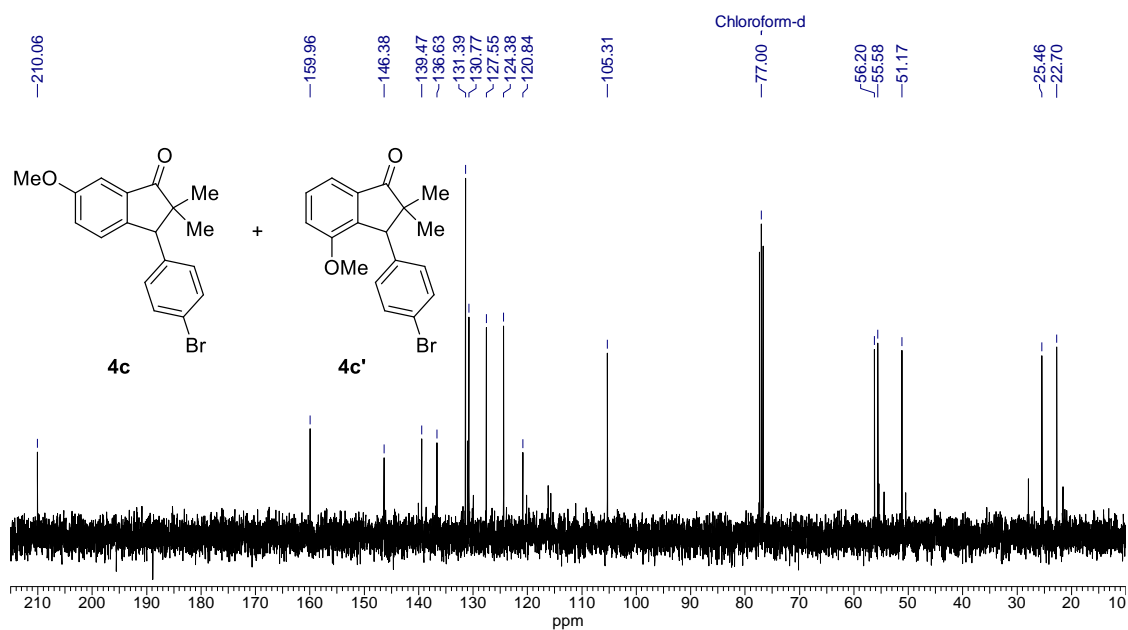
¹H NMR (400 MHz) spectrum of **4b** & **4b'** in CDCl₃



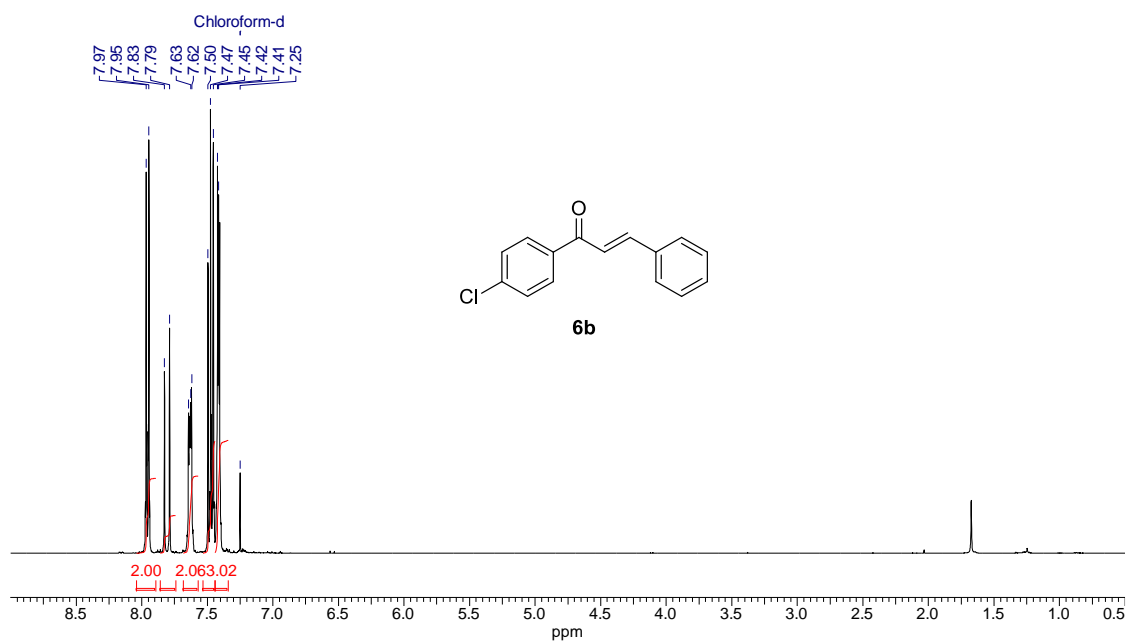
¹³C NMR (100 MHz) spectrum of **4b** & **4b'** in CDCl₃



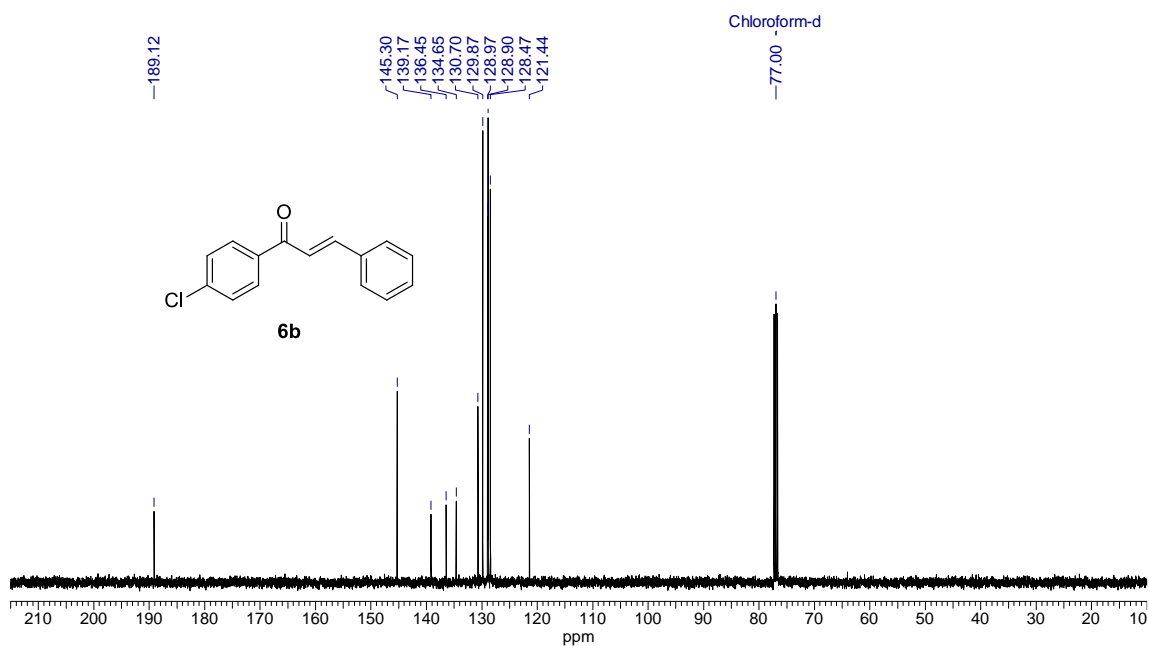
¹H NMR (400 MHz) spectrum of **4c** & **4c'** in CDCl₃



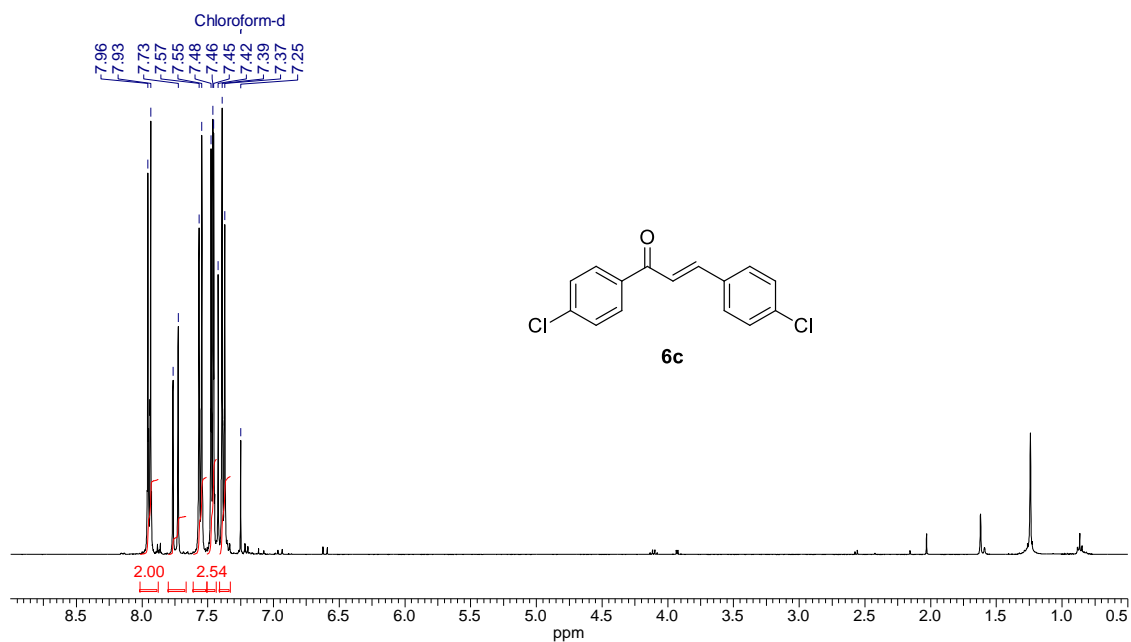
¹³C NMR (100 MHz) spectrum of **4c** & **4c'** in CDCl₃



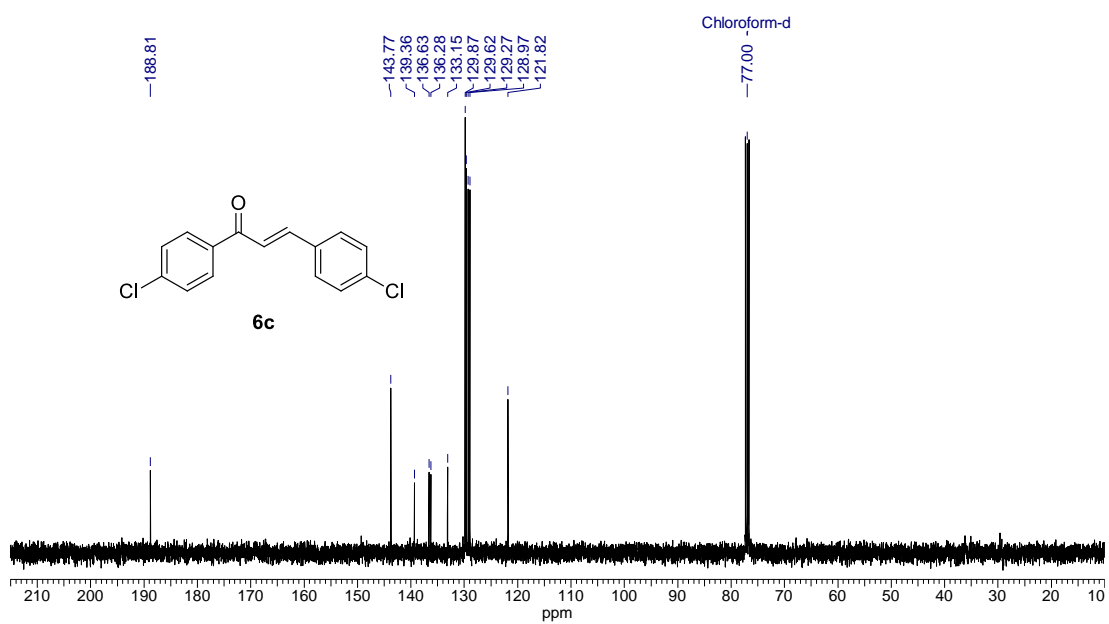
^1H NMR (400 MHz) spectrum of **6b** in CDCl_3



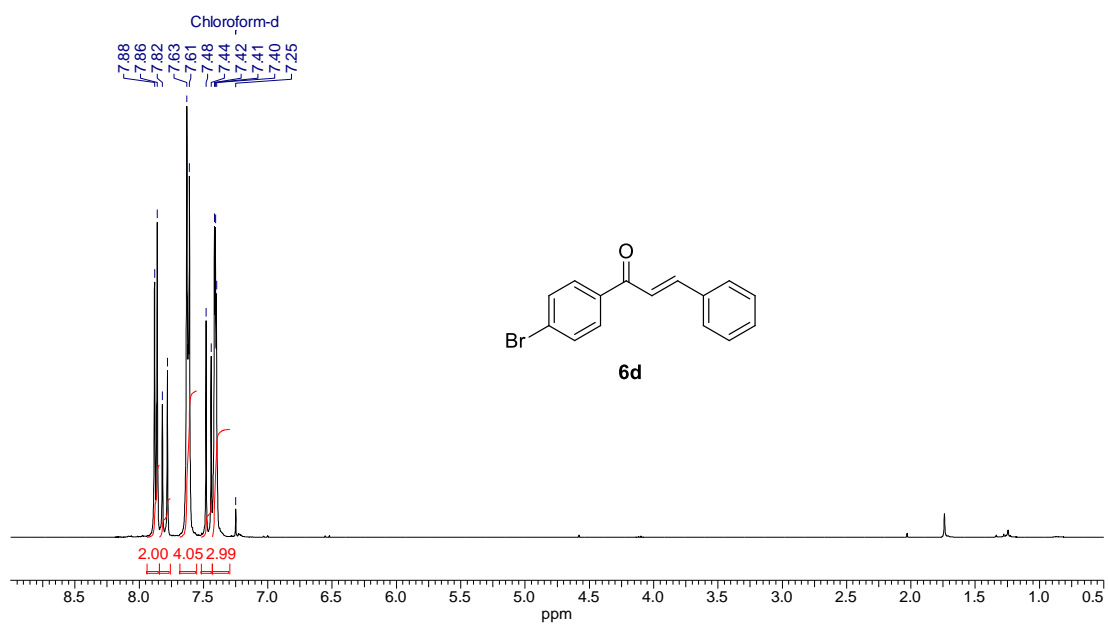
^{13}C NMR (100 MHz) spectrum of **6b** in CDCl_3



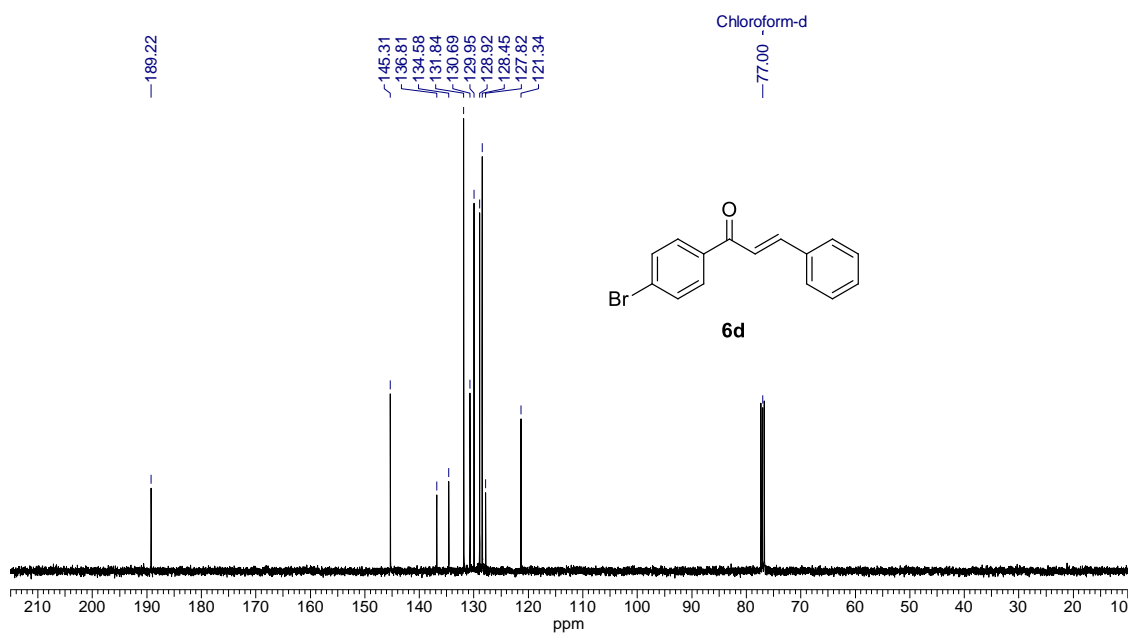
^1H NMR (400 MHz) spectrum of **6c** in CDCl_3



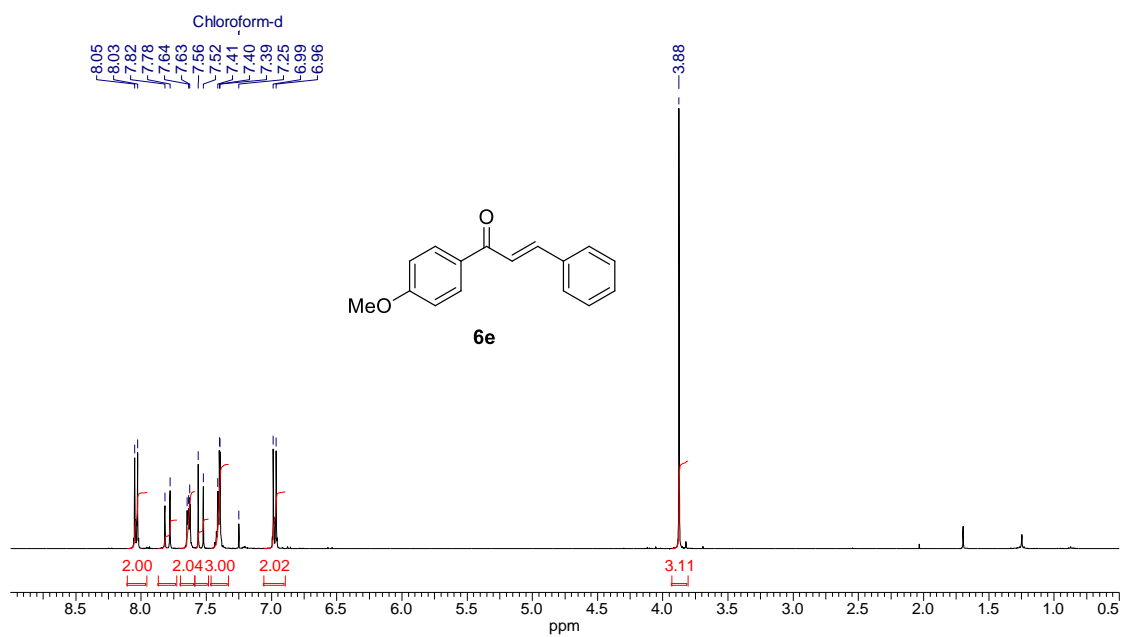
^{13}C NMR (100 MHz) spectrum of **6c** in CDCl_3



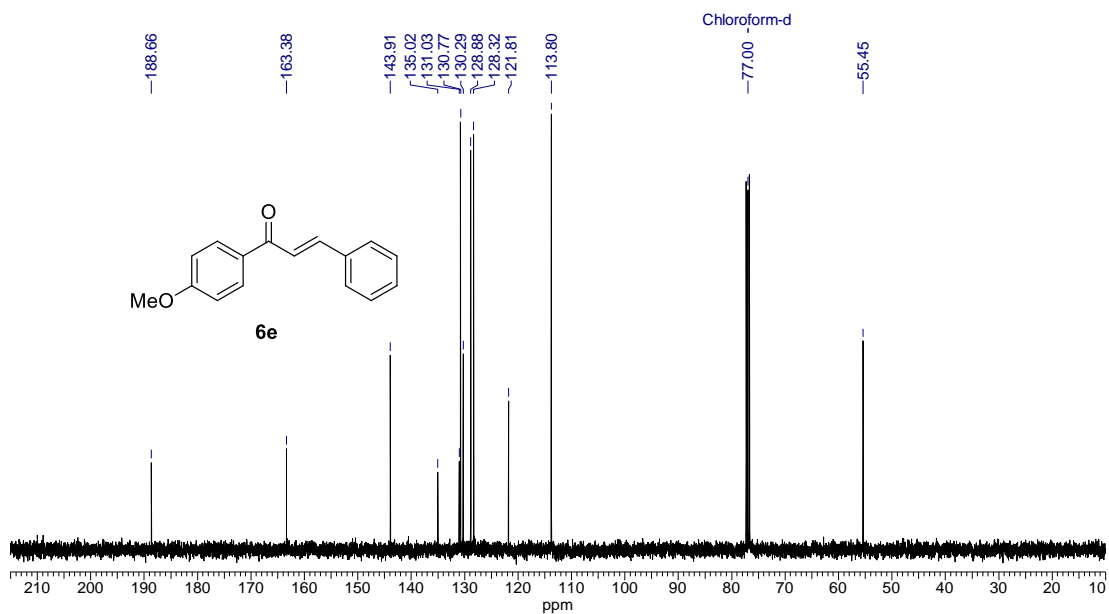
^1H NMR (400 MHz) spectrum of **6d** in CDCl_3



^{13}C NMR (100 MHz) spectrum of **6d** in CDCl_3



^1H NMR (400 MHz) spectrum of **6e** in CDCl_3



^{13}C NMR (100 MHz) spectrum of **6e** in CDCl_3

1.7 References and Notes

- [1] C. Friedel and J. M. Crafts, Sur une nouvelle méthode générale de synthèse d'hydrocarbures, d'acétones, etc. *Compt. Rend.* 84, (1877) 1450.
- [2] For reviews, see: (a) S. Kobayashi, M. Sugiura, H. Kitagawa and W. W. L. Lam. Rare-earth metal triflates in organic synthesis. *Chemical Reviews* 102, (2002) 2227-2302. (b) T. B. Poulsen, K. A. Jørgensen. Catalytic asymmetric Friedel-Crafts alkylation reactions-copper showed the way. *Chemical Reviews* 108, (2008) 2903-2915. (c) M. Shi, J. M. Lu, Y. Wei and L. X. Shao. Rapid generation of molecular complexity in the Lewis or Brønsted acid mediated reactions of methylenecyclopropanes. *Accounts of Chemical Research* 45, (2012) 641-652.
- [3]. (a) P. H. Gore and G. A. Olah. *Friedel-Crafts and Related Reactions*. John Wiley and Sons: London, 1964, Part 1 Vol. III: 1. (b) G. A. Olah and D. A. Klumpp. *Superelectrophiles and Their Chemistry*; Wiley: New York, 2008.
- [4] K. K. S. Sai, M. J. Tokarz, A. P. Malunchuk, C. Zheng, T. M. Gilbert and D. A. Klumpp. (b) Y. Zhang, M. R. Sheets, E. K. Raja, K. N. Boblak and D. A. Klumpp. Superacid-promoted additions involving vinyl-substituted pyrimidines, quinoxalines, and quinazolines: mechanism correlated to charge distributions. *Journal of the American Chemical Society* 133, (2011) 8467-8469. (c) D. A. Evans and K. R. Fandrick. Catalytic enantioselective pyrrole alkylations of α,β -unsaturated 2-acyl imidazoles. *Organic Letters* 8, (2006) 2249-2252. (d) M. D. Rose, M. P. Cassidy, P. Rashatasakhon and A. Padwa. Acid-promoted cyclization reactions of tetrahydroindolinones. Model studies for possible application in a synthesis of selaginoidine. *The journal of Organic Chemistry* 72, (2007) 538-549 (e) Y.-C. Wu, L. Liu, Y.-L. Liu, D. Wang and Y.-J. Chen TFA-mediated tandem Friedel-Crafts alkylation/cyclization/hydrogen transfer process for the synthesis of flyvylum compounds. *The journal of Organic Chemistry* 72, (2007) 9383-9386.
- [5]. (a) T. Suzuki, T. Ohwada and K. Shudo. Superacid-catalysed electrocyclization of 1-phenyl-2-propen-1-ones to 1-indanones. Kinetic and theoretical studies of electrocyclization of oxonium-carbenium dications. *Journal of American Chemical Society* 119, (1997) 6774-6780. (b) T. Ohwada, T. Suzuki and Shudo. Superacid-catalysed electrocyclization of diphenylmethyl cations to fluorenes. Kinetic and theoretical revisit supporting the involvement of ethylene dications. *Journal of American Chemical Society* 120, (1998) 4629-4637. (c) H. Kurouchi, H. Sugimoto, Y. Otani, T. Ohwada. Cyclization of arylacetoacetates to indene and dihydronaphthalene derivatives in strong acids. Evidence for

involvement of further protonation of o,o-diprotonated β -ketoester, leading to enhancement of cyclization. *Journal of American Chemical Society* 132, (2010) 807-815. (d) H. M. Colquhoun, D. F. Lewis and D. J. Williams. Synthesis of dixanthenes and poly(dixanthenes) by cyclization of 2-aryloxybenzotrienes in trifluoromethanesulfonic acid. *Organic Letters* 3, (2001) 2337-2340. (e) E. Fillion and D. Fishlock. Convenient access to polysubstituted 1-indanones by $\text{Sc}(\text{OTf})_3$ -catalysed intramolecular Friedel-Crafts acylation benzyl Meldrum's acid derivatives. *Organic Letters* 5, (2003) 4653-4656. (f) Q. Wang and A. Padwa. Synthesis of *Erythrina* alkaloid 3-demethoxyerythrinatinone. Novel acid-induced rearrangements of its precursors. *Organic Letters* 8, (2006) 601-604. (g) S. Chassaing, M. Kumarraja, P. Pale and J. Sommer. Zeolyte-directed cascade reactions: cycliacylation versus decarboxylation of α,β -unsaturated carboxylic acid. *Organic Letters* 9, (2007) 3889-3892. (h) A. Saito, M. Umakoshi, N. Yagyu and Y. Hanzawa. Novel one-pot approach to synthesis of indanones through $\text{Sb}(\text{V})$ catalysed reaction of phenylalkynes with aldehydes. *Organic Letters* 10, (2008) 1783-1785. (i) S. Tang, Y. Xu, J. He, Y. He, J. Zheng, X. Pan and X. She. Application of a domino Friedel-Crafts acylation/alkylation to the formal syntheses of (\pm)-taiwaniaquinol B and (\pm)-dichroanone. *Organic Letters* 10, (2008) 1855-1858. (j) C. O. Kangani and B. W. Day. Mild, efficient Friedel-Crafts acylations from carboxylic acids using cyanuric chloride and AlCl_3 . *Organic Letters* 10, (2008) 2645-2648. (k) K. Kim and I. Kim. Total synthesis of diptoinonesin G via a highly efficient domino cyclodehydration/intramolecular Friedel-Crafts acylation/regioselective demethylation sequence. *Organic Letters* 12, (2010) 5314-5317. (l) R. K. Chinnagolla and M. Jeganmohan. Regioselective ortho-arylation and alkenylation of N-alkyl benzamides with boronic acids via ruthenium catalysed C-H bond activation: An easy route to fluorenone synthesis. *Organic Letters* 14, (2012) 5246-5249. (m) D. Eom, S. Park, Y. Park, T. Ryu and P. H. Lee. Synthesis of indenones via Brønsted acid catalysed cyclization of diaryl and alkyl aryl-1,3-dienes. *Organic Letters* 14, (2012) 5392-5395. (n) D. A. Klumpp, D. N. Baek, G. K. S. Prakash and G. A. Olah. Preparation of condensed aromatics by superacid dehydrative cyclization of aryl pinacols and epoxides. *The journal of Organic Chemistry* 62, (1997) 6666-6671. (o) R. Rendy, Y. Zhang, A. McElrea, A. Gomez and D. A. Klumpp. Superacid-catalysed reactions of cinnamic acids and the role of superelectrophiles. *The journal of Organic Chemistry* 69, (2004) 2340-2347. (p) S. S. Bhar and M. M. V. Ramana. Novel domino reactions of diterpene synthesis. *The journal of Organic Chemistry* 69, (2004) 8935-8937. (q) G. B. Womack, J. G. Angeles, V. E. Fanelli and C. A. Heyer. Conversion of 2-alkylcinnamaldehydes to 2-alkylindanones via a catalytic

intramolecular Friedel-Crafts reaction. *The journal of Organic Chemistry* 72, (2007) 7046-7049. (r) K. K. S. Sai, P. M. Esteves, E. T. D. Penha and D. A. Klumpp. Superacid-promoted reactions of α -ketoamides and related systems. *The journal of Organic Chemistry* 73, (2008) 6506-6512. (s) G. K. S. Prakash, F. Paknia, H. Vaghoo, G. Rasul, T. Mathew and G. A. Olah. Preparation of trifluoromethylated dehydrocoumarins, indanones, and arylpropanoic acids by tandem superacidic activation of 2-(trifluoromethyl)acrylic acid with arenes. *The journal of Organic Chemistry* 75, (2010) 2219-2226. (t) E. K. Raja, D. J. DeSchepper, S. O. N. Lill and D. A. Klumpp. Friedel-Crafts acylation with amides. *The journal of Organic Chemistry* 77, (2012) 5788-5793. (u) Y. L. Choi, B. T. Kim and J.-N. Heo. Total synthesis of laetevireno A. *The journal of Organic Chemistry* 77, (2012) 8762-8767. (v) S. J. Mahoney, D. T. Moon, J. Hollinger and E. Fillion. Functionalization of Csp³-H bond-Sc(OTf)₃ catalysed domino 1,5-hydride shift/Friedel-Crafts acylation reaction of benzylidene Meldrum's acids. *Tetrahedron Letters* 50, (2009) 4706-4709. (w) H. Aikawa, S. Tago, K. Umetsu, N. Haginiwa and N. Asao. Gold catalysed substitution reaction with ortho-alkynylTetrahedron, 2009, **65**, 1774.

[6]. G. A. Olah, A. Germain, H. C. Lin and D. A. Forsyth. Electrophilic reactions at single bonds. XVIII. Indication of protosolvated de facto substituting agents in the reactions of alkanes with acetylium and nitrinium ions in superacidic media. *Journal of the American Chemical Society* 1975, **97**, 2928.

[7]. (a) A. G. K. Reddy and G. Satyanarayana. A simple efficient sequential one-pot intermolecular aza-Michael addition and intramolecular Buchwald-Hartwig α -arylation of amines: synthesis of functionalized tetrahydroisoquinolines. *Tetrahedron* 68, (2012) 8003-8010. (b) L. Mahendar, J. Krishna, A. G. K. Reddy and B. V. Ramulu. A domino palladium-catalysed C-C and C-O bonds formation via dual O-H bond activation: synthesis of 6,6-dialkyl-6H-benzo[c]chromans. *Organic Letters* 14, (2012) 628-631. (c) A. G. K. Reddy, J. Krishna and G. Satyanarayana. An efficient sequential one-pot base mediated C-O and Pd-mediated C-C bond formation: synthesis of functionalized cinnamates and isochromans. *Tetrahedron Letters* 53, (2012) 5635-5640. (d) A. G. K. Reddy, J. Krishna and G. Satyanarayana. Sequential one-pot method for oxy-Michael addition, Heck coupling, and degradation followed by condensation: facile synthesis of 2-benzoxepin-3(1*H*)-ones. *Tetrahedron* 69, (2013) 10098-100107. (e) L. Mahendar and G. Satyanarayana. Substitution controlled functionalization of ortho-bromobenzyl alcohols via palladium catalysis: synthesis of chromenes and indenols. *The journal of Organic Chemistry* 79, (2014) 2059-2074. (f) J. Krishna, A. G. K. Reddy and G. Satyanarayana. A domino palladium catalysis:

- synthesis of 7-methyl-5H-dibenzo[a,c][7] annulen-5-ones. *Synlett* 24, (2013) 967-972. (g) J. Krishna, A. G. K. Reddy and G. Satyanarayana. Formation of bi-aryls via a domino palladium catalysis. *Tetrahedron Letters* 55, (2014) 861-864.
- [8]. B. V. Ramulu, A. G. K. Reddy and G. Satyanarayana,. Superacid-promoted dual C-C bond formation by Friedel-Crafts alkylation and acylation of ethyl cinnamates: synthesis of indanones. *Synlett* 24, (2013) 868-872.
- [9]. B. Suchand, J. Krishna, K. Mritunjoy and G. Satyanarayana. Lewis acid promoted C-C and copper catalysed C-O bond formation: synthesis of neoflavans. *Royal Society of Chemistry* 4, (2014) 1394-13945.
- [10]. (a) L. M. X. Lopes, M. Yoshida and O. R. Gottlieb. Aryltetralone and arylindanone neolignans from *Virola Sebifera*. *Phytochemistry* 23, (1984) 2021-2024. (b) D. C. Harrowven, N. A. Newman and C. A. Knight. On the identity of neo-lignan from the fruits of *Virola Sebifera*. *Tetrahedron Letters* 39, (1998) 6757-6760.
- [11]. T. Ito, T. Tanaka, M. Iinuma, K.-i. Nakaya, Y. Takahashi, R. Sawa, J. Murata and D. Darnaedi. Three new resveratrol oligomers from the stem bark of *Vatica Pauciflora*. *Journal of Natural Products* 67, (2004) 932-937.
- [12]. J. A. Palermo, M. F. Rodriguez Brasco, C. Spagnuolo and A. M. Seldes. Illudalane sesquiterpenoids from the soft coral *Alcyonium paessleri*: the first natural nitrate esters. *The Journal of Organic Chemistry* 65, (2000) 4482-4486.
- [13]. (a) U.-H. Dolling, P. Davis, and E. J. J. Grabowski. Efficient catalytic asymmetric alkylation. 1. Enantioselective synthesis of (+)-indacrinone via chiral phase-transfer catalysis. *Journal of American Chemical Society* 106, (1984) 446-447. (b) S. J. deSolms, O. W. Jr. Woltersdorf and E. J. Jr. Cragoe. (Acylaryloxy)acetic acid diuretics. 2. (2-alkyl-2-aryl-1-oxo-5-indanyloxy)acetic acids. *Journal of Medicinal Chemistry* 21, (1978) 437-443.
- [14]. (a) D.-M. Cui, C. Zhang, M. Kawamura and S. Shimada. Synthesis of 1-indanones by intramolecular Friedel-Crafts reaction of 3-arylpropionic acids catalysed by Tb(OTf). *Tetrahedron Letters* 45, (2004) 1741-1745. (b) E. Fillion, D. Fishlock, A. Wilsily and J. M. Goll. Meldrum's acids as acylating agents in the catalytic intramolecular Friedel-Crafts reaction. *The Journal of Organic Chemistry* 70, (2005) 1316-1327. (c) M. B. Floyd and G. A. Allen Jr. Efficient synthesis of selected indanones. *The Journal of Organic Chemistry* 35, (1970) 2647-2653. (d) A. V. Vasilyev, S. Walspurger, P. Pale and J. Sommer. A new, fast and efficient synthesis of 3-aryl indenones: intramolecular cyclization of 1,3-diarylpropynones in superacids. *Tetrahedron Letters* 45, (2004) 3379-3381. (e) N. J. Lawrence, E. M. S. Armitage, B. Greedy, D. Cook, S. Ducki and A. T. McGown. The

- synthesis of indanones related to combretastatin A-4 via microwave-assisted Nazarov cyclization of chalcones. *Tetrahedron Letters* 47, (2006) 1637-1640. (f) W. Yin, Y. Ma, J. Xu and Y. Zhao. Microwave-assisted one-pot synthesis 1-indanones from arenes and α,β -unsaturated acyl chlorides. *The Journal of Organic Chemistry* 71, (2006) 4312-4315. (g) P. Dube' and F. D. Toste. Synthesis of indenyl ethers by gold(I)-catalysed intramolecular carboalkoxylation of alkynes. *Journal of American Chemical Society* 128, (2006) 12062-12063. (h) D. H. Dethe and G. Murhade. FeCl_3 catalysed Prins-type cyclization for the synthesis of highly substituted indenes: application to the total synthesis (\pm)-jungianol and epi-jungianol. *Organic Letters* 15, (2013) 429-431.
- [15]. (a) V. X. Bhalla, U. R. Nayak and S. Dev. Some new flavonoids from *psoralea corylifolia*. *Tetrahedron Letters* 9, (1968) 2401-2406.
- [16]. N. K. Sahu, S. S. Balbhadra, J. Choudhary and D. V. Kohli. Exploring pharmacological significance of chalcone scaffold: a review. *Current Medicinal Chemistry* 19, (2012) 209-225.
- [17]. H. Haraguchi, J. Inoue, Y. Tamura and K. Mizutani. Antioxidative components of *Psoralea corylifolia*. *Phytother. Res.* 16, (2002) 539-544.
- [18]. H. W. Ryu, B. W. Lee, M. J. Curtis-Long, S. Jung, S. Y. B. Ryu, W. S. Lee and H. K. Park. Polyphenols from *Broussonetia papyrifera* displaying potent α -glucosidase inhibition. *Journal of Agricultural and Food Chemistry* 58, (2010) 202-208.
- [19]. Y. Inamori, K. Baba, H. Tsujibo, M. Taniguchi, K. Nakata and M. Kozawa. Antibacterial activity of two chalcones, xanthoangelol and 4-hydroxyderricin, isolated from the root of *angelica keiskei koidzumi*. *Chemical and Pharmaceutical Bulletin* 39, (1991)-1604-1605.
- [20]. R. Nishimura, K. Tabata, M. Arakawa, Y. Ito, Y. Kimura, T. Akihisa, H. Nagai, A. Sakuma, H. Kohno and T. Suzuki. Isobavachalcone, a chalcone constituent of *Angelica keiskei*, induces apoptosis in neuroblastoma. *Biological and Pharmaceutical Bulletin* 30, (2007) 1878-1883.
- [21]. S.-C. Fang, C.-L. Hsu, Y.-S. Yu and G.-C. Yen. Cytotoxic effects new geranyl chalcone derivatives isolated from the leaves of *Artocarpus communis* in SW 872 human liposarcoma cells. *Journal of Agricultural and Food Chemistry* 56, (2008) 8859-8868.
- [22]. A. Saito, M. Umakoshi, N. Yagyuu and Y. Hanzawa. Novel one-pot approach to synthesis of indanones through Sb(V) catalysed reaction of phenylalkynes with aldehydes. *Organic Letters* 10, (2008) 1783-1785.

- [23]. S. V. Gagnier and R. C. Larock. Palladium-catalysed carbonylative cyclization of unsaturated aryl iodides and dienyl triflates, iodides, and bromides to indanones and 2-cyclopentenones. *Journal of American Chemical Society* 125, (2003) 4804-4807.
- [24]. W. Yin, Y. Ma, J. Xu and Y. Zhao. Microwave-assisted one-pot synthesis of 1-indanones from arenes and $\alpha\beta$ unsaturated acyl chlorides. *The Journal of Organic Chemistry* 71, (2006) 4312-4315.
- [25]. C. B. Patil, S. K. Mahajan and S. A. Katti. Chalcone: A Versatile Molecule. (2009). *J. Pharm. Sci. Res.* **1**, 11–22.
- [26]. L. Claisen and A. Claparède. *Chem. Ber.* 1881, *14*, 2460.
- [27]. J. G. Schmidt. *Chem. Ber.* 1881, *14*, 1459.
- [28]. S. Eddarir, N. Cotellet, Y. Bakkour and C. Rolando. An efficient synthesis of chalcones based on the Suzuki reaction. *Tetrahedron Letters* 44, (2003) 5359-5363.
- [29]. X. F. Wu, H. Neumann, A. Spannenberg, T. Schulz, H. J. Jiao and M. Beller. Development of a general palladium-catalysed carbonylative Heck reaction of aryl halides. *Journal of American Chemical Society* 132, (2010) 14596-14602.