



Discrimination of a selected set of turmeric, ginger, fenugreek and coriander varieties using ISSR markers

A. Giridhari, I.P. Vijesh Kumar and T.E. Sheeja*

ICAR-Indian Institute of Spices Research, Kozhikode-673 012, Kerala, India

(Manuscript Received: 28-02-2020, Revised: 20-07-2020, Accepted: 08-09-2020)

Abstract

DNA fingerprints are unique to individuals and can be used to identify individuals as in the case of conventional fingerprints. Plant DNA fingerprinting make use of various molecular markers for identifying newly released crop varieties and are all the more important in plant variety registration under the PPV&FR Act of 2001. The trade-related intellectual property rights (TRIPS) and the convention on biological diversity (CBD) insist on the establishment of identity and ownership of genotypes for enforcement of their provisions for securing protection to plant varieties as well as for regulating access to germplasm resources. DNA fingerprints, along with morphological markers, can be efficiently utilized for plant varietal identification, detection of duplicates and adulterants. Here in this particular study, the spice samples received at the DNA fingerprinting facility (DNAFF) of ICAR-Indian Institute of Spices Research (ICAR-IISR) from various centres of All India Coordinated Project on Spices (AICRPS) were DNA fingerprinted using inter simple sequence repeat (ISSR) markers. The DNA profile of a candidate variety *vis-a-vis* check variety is an essential prerequisite during submission of proposal for release of crop variety to central sub-committee on crop standards notification and release of varieties. The new varieties of turmeric, ginger, coriander and fenugreek were compared with the closely resembling check varieties for establishing distinctness for varietal registration. A total of 118 ISSR primers were screened in the above-given crops, to identify the distinct markers identifying the candidate from the check varieties. Using this technique, the DNAFF at ICAR-IISR could facilitate registration of turmeric varieties, Roma, Rasmi and Suroma; ginger varieties Suruchi, Suravi and Suprabha; coriander varieties, Suguna, Susthira and Suruchi, while varieties of turmeric, Uttara Rupanjana and Uttara Ranjini; fenugreek variety Ajmer fenugreek (AFg-5); coriander varieties Ajmer coriander (ACr-2) and Chhattisgarh Shri Chandra Hasini dhaniya-2 (ICS-4) are in the process of getting registration. ISSR markers were found to be appropriate for establishing distinctness of the new varieties of spices for securing varietal registration.

Keywords: Coriander, DNA fingerprinting, fenugreek, ginger, ISSR, turmeric

Introduction

Sir Alec Jeffreys developed the concept of DNA fingerprinting in 1985 (Jeffreys *et al.*, 1985) for the detection of highly variable DNA fragments by hybridisation using multilocus probes. These DNA fingerprints, resembling barcodes are unique to individuals and can be used as the conventional fingerprints to identify individuals with absolute certainty. The genetic profile of a sample is compared with the known set of a library of reference fingerprints to find out the one which is closest to the sample.

Plant DNA fingerprinting make use of molecular markers to identify cultivars. Conventional

systems like morphological or biochemical markers have got various drawbacks like the influence of environmental factors, epistatic interactions, pleiotropic effects *etc.*, which can affect the efficiency of these systems in unambiguously identifying the varieties from one another. Similarly, there exists a need for a large number of morphological descriptors that allow the identification of the increasing number of varieties. DNA based markers are also more stable and not affected by external environmental conditions. It has got the advantage that these markers can be made use of at any developmental stage of the plant, unlike the conventional systems that are applicable only

*Corresponding Author: sheeja@spices.res.in

at a specific stage of the plant. Since these markers make use of the basic genomic information of the plants, they are more reliable and reproducible. The advent of next-generation sequencing (NGS) technologies has drastically cut down the cost of analysis, making fingerprinting more accessible to a wide range of crops.

Due to rapid progress in varietal development, it has become increasingly difficult to differentiate varieties based on their phenotypic characters alone, especially the improved varieties. DNA fingerprinting is hence used by plant breeders of both private and public sectors for identification of crop varieties and many research organizations in India and across the globe have started offering DNA testing for plant varietal identification. More importantly, Protection of Plant Variety and Farmers Right Authority (PPV & FRA, 2001), Govt. of India, has made DNA fingerprinting as a mandatory requirement for new crop varieties released by the central varietal release committee (Shivakumar *et al.*, 2014). DNA fingerprinting as a tool can be used not only by geneticists but also by economists and social scientists for gaining information about varietal use by farmers and varietal turnover and rates of diffusion of new varieties. DNA fingerprinting has emerged as a robust tool in the identification of newly developed crop varieties and plays a key role in protecting plant breeder's rights as per the PPV & FR Act. It also helps in testing the authenticity of crops.

A review by Nybom *et al.* (2014) based on 292 papers published between mid-2006 and mid-2009 on marker-based studies for plant varietal discrimination, showed that the locus-specific microsatellite analysis (SSR) is the most popular method (36%), followed by RAPD (27%), ISSR (13%), AFLP (11%), other nuclear DNA-based methods (10%), like CAPS, DAMD, IRAP, REMAP, SNPs, SCAR, SRAP and organellar DNA-based methods (3%), which mostly includes chloroplast (cpDNA) based methods. NRC on DNA fingerprinting, NBPGR, New Delhi has fingerprinted over two thousand varieties, parental lines and hybrids of 32 important crops using STMS, AFLP, ISSR and RAPD techniques (Bhat, 2006). But the major constraint in the area is the development of

standardised protocols for carrying out fingerprinting analysis as well as finding out suitable, robust and reliable marker systems for each crop that can be effectively used across labs.

Inter SSR (ISSR) fingerprinting was developed as no prior sequence knowledge is required. ISSR technique provides a quick, reliable and highly informative system for DNA fingerprinting. ISSR markers are inherited in Mendelian mode and segregated as dominant markers. Primers based on a repeat sequence, such as (CA)_n can be made with a degenerate 3'-anchor, such as (CA)₈RG or (AGC)₆TY. The resultant PCR reaction amplifies the sequence between two SSRs, yielding a multilocus marker system useful for fingerprinting, diversity analysis and genome mapping (Godwin *et al.*, 1997). ISSR markers have been mostly used either alone or in combination with other markers like SSR, RAPD, AFLP *etc.*, for genetic diversity and relationship and cultivar identification studies (Abdulla and Gamal 2010; Costa *et al.*, 2016; Torre *et al.*, 2012; Wu *et al.*, 2009). This technique has been widely used in the studies of cultivar identification, genetic mapping, gene tagging, genetic diversity, evolution and molecular ecology (Wang, 2002). DNA fingerprinting in *Acacia* using ISSR primers showed that a total of 71 bands of 70 bp to 2,200 bp were amplified, with an average polymorphism information content per primer of 77. The primers were successful in distinguishing *Acacia* spp (Alhasnawi *et al.*, 2019). Cultivars of sweet potato were identified using ISSR (McGregor *et al.*, 2000). In durum wheat, two primers were found sufficient to distinguish 52 durum wheat cultivars and breeding lines indicating the very good discriminating ability of ISSR techniques (Pasqualone *et al.*, 2000). In date palm, accurate fingerprints were generated to distinguish cultivars from each other (Sabir *et al.*, 2014). Species-specific bands were identified in mulberry using ISSR (Awasthi *et al.*, 2004). DNA fingerprinting of released varieties and selected superior somaclones (two released varieties and four selected superior somaclones) of ginger (*Zingiber officinale* Rosc.) were carried out using eleven ISSR primers. The primers were able to distinguish the released variety Athira from the parent variety, and the somaclone

292 R was found to be diverse than the source parent Rio-de-Janeiro (Gosh, 2013).

ICAR-Indian Institute of Spices Research (ICAR-IISR), houses the biggest repository of spices in the world. More than 5000 accessions are maintained in the germplasm repository of ICAR-IISR, including black pepper (3181), ginger (668) and turmeric (1404). ICAR-IISR has so far released 25 high yielding spice varieties including that of black pepper (8), ginger (3), turmeric (7), cardamom (3), cinnamon (2) and nutmeg (2) (<http://www.spices.res.in/research-highlights>). Being a premier organisation dedicated to spices and due to the reason that DNA fingerprints are mandatory for varietal registration, there is a constant request from the various All India Coordinated Research Project on Spices (AICRPS) centres for facilitating fingerprinting of their new varieties of spices. A recently established DNA fingerprinting facility at ICAR-IISR is now serving as a nodal centre for fingerprinting of major spices like black pepper, turmeric, ginger, cardamom, nutmeg and seed spices like fennel, fenugreek, coriander, celery and cumin from the AICRPS centres all over the country. At the facility, we are also trying to evolve suitable molecular marker systems to identify parental lines, landraces and wild relatives along with released varieties to enforce the propriety rights over varieties and germplasm of major spices. A combination of morphological and DNA-based markers is efficiently used as a reliable method for the identification of varieties and testing their authenticity. In this particular work ISSR markers were used to distinguish between different varieties of crops like turmeric, ginger, fenugreek and coriander from various AICRPS centres for facilitating varietal release through Central Varietal Release Committee (CVRC). ISSR markers are used because no sequence information is required, and they show a higher level of polymorphism than RAPD or RFLP markers (Godwin *et al.*, 1997).

Materials and methods

The candidate varieties of spice crops like turmeric, ginger, coriander and fenugreek for DNA profiling was received from various centres of the AICRPS. The total genomic DNA was isolated from the plant samples, either from the leaf tissue or from

the seeds. DNA isolation was carried out either using the genomic DNA isolation kit (Sigma-Aldrich) in case of leaf tissues or manually using CTAB method from the seed samples of with slight modifications (Doyle and Doyle, 1987; Swetha *et al.*, 2014). The quantity and quality of DNA were analysed using 0.8 per cent agarose gel and bio-photometer readings (Eppendorf). ISSR profiling was done using PCR with template DNA (10-50 ng) and Emerald green PCR master mix (Takara). The PCR products were analysed on 2 per cent agarose gels. The gels were run at 80 V for 2-2.5 h and visualized using gel documentation unit. The ISSR profiles of candidate variety were compared with its closely resembling check variety, and the distinct marker bands were identified. A total of 118 primers were screened in all the spice varieties with more than 25 primers screened in each case to identify the distinct marker. The primer names and sequence details are provided in Table 1 and details of the source of spice samples are provided in Table 2.

Results and discussion

Total genomic DNA was isolated from either leaf tissue or seeds using a genomic DNA isolation kit or modified CTAB method. The seeds have a greater level of protein and polysaccharide contaminants that hinder the downstream PCR reactions in case of coriander. These contaminants were overcome by increasing the concentration of CTAB (4%) and sodium chloride to 3 M in the extraction buffer and by the addition of sodium acetate during chloroform extraction procedure (Swetha *et al.*, 2014). The quality of extracted DNA was analysed in 0.8 per cent agarose gel. The DNA was obtained without any shearing. The bio-photometer readings were also analysed, and the A260/280 values were found to be in the range of 1.8-2.0, which indicates that the DNA was free from RNA and protein contamination. This good quality DNA was further diluted and used for PCR using ISSR primers.

The DNA profiles of candidate variety and the check variety were compared, and the distinct marker was identified. Among the 118 ISSR primers screened in total, only six were found to be useful in distinguishing the candidate variety from the check.

Table 1. List of primers used for ISSR profiling in spices

Sl. No.	Primer name	Sequence (5'-3' motif)	Crops profiled
1.	(AAG) ₅ CC	AAGAAGAAGAAGAAGCC	Coriander
2.	(AAG) ₅ GC	AAGAAGAAGAAGAAGGC	Coriander
3.	(AGG) ₆	AGGAGGAGGAGGAGGAGG	Turmeric, Ginger, Fenugreek
4.	(AGTG) ₇ G	AGTGAGTGAGTGAGTGAGTGAGTGAGTG	Fenugreek
5.	(AT) ₇ G	ATATATATATATATG	No amplification
6.	(CA) ₇ AC	CACACACACACACAAC	Coriander
7.	(CA) ₇ AG	CACACACACACACAAG	Coriander
8.	(CA) ₇ GG	CACACACACACACAGG	Coriander
9.	(CA) ₇ GT	CACACACACACACAGT	Coriander
10.	(CAA) ₅	CAACAACAACAACAA	Turmeric, Ginger, Fenugreek, Coriander
11.	(CT) ₈ AC	CTCTCTCTCTCTCTAC	Coriander
12.	(CT) ₈ CC	CTCTCTCTCTCTCTCC	Turmeric, Ginger, Fenugreek
13.	(CT) ₈ GC	CTCTCTCTCTCTCTGC	Coriander
14.	(CTC) ₈ CC	CTCCTCCTCCTCCTCCTCCTCGC	Coriander
15.	(GA) ₆ CC	GAGAGAGAGAGACC	Coriander
16.	(GA) ₆ GG	GAGAGAGAGAGAGG	Coriander
17.	(GA) ₉ T	GAGAGAGAGAGAGAGAT	Ginger, Coriander
18.	(GACA) ₃ GG	GACAGACAGACAGG	No amplification
19.	(GACA) ₄ /ISSR 03	GACAGACAGACAGACA	Turmeric, Ginger
20.	(GATA) ₃ CC	GATAGATAGATACC	No amplification
21.	(GGA) ₄	GGAGGAGGAGGA	Turmeric, Ginger, Coriander
22.	(GGC) ₅ AT	GGCGGCGGCGGCGGCAT	Fenugreek
23.	(GT) ₆ GG	GTGTGTGTGTGTGG	Coriander
24.	(GTG) ₅	GTGGTGGTGGTGGTG	Turmeric, Ginger, Fenugreek
25.	(TA) ₇ A	TATATATATATATAA	No amplification
26.	IS 1- (CAC) ₇ T	CACCACCACCACCACCACCT	Turmeric
27.	IS 10- BDBT(CCT) ₆	BDBTCCTCCTCCTCCTCCT	Turmeric
28.	IS 11- HVH(TCC) ₆	HVHTCCTCCTCCTCCTCCTC	Turmeric
29.	IS 2- (GA) ₉ C	GAGAGAGAGAGAGAGAC	Coriander
30.	IS 4- (CAC) ₇ G	CACCACCACCACCACCACG	No amplification
31.	ISSR 01- (CA) ₇ A	CACACACACACACAA	Turmeric, Ginger,
32.	ISSR 02- (AGTG) ₃	AGTGAGTGAGTG	Turmeric, Ginger, Fenugreek, Coriander
33.	ISSR 05- (CT) ₇ TG	CTCTCTCTCTCTTG	Turmeric, Ginger, Fenugreek, Coriander
34.	ISSR 07- (GA) ₈ G	GAGAGAGAGAGAGAG	Turmeric, Ginger, Fenugreek, Coriander
35.	ISSR 11- (GACA) ₃	GACAGACAGACA	Turmeric, Ginger, Fenugreek, Coriander
36.	ISSR 12- (CAC) ₃ GC	CACCACCACGC	Turmeric, Ginger, Fenugreek, Coriander
37.	ISSR 13- (AGTG) ₃ GG	AGTGAGTGAGTG	Turmeric, Ginger, Fenugreek, Coriander
38.	ISSR 14- (AGC) ₄ GT	AGCAGCAGCAGCGT	Turmeric, Ginger
39.	ISSR 15- (TCC) ₅	TCCTCCTCCTCCTC	Turmeric, Ginger
40.	UBC 801- (AT) ₈ T	ATATATATATATATATT	No amplification

41.	UBC 802- (AT) ₈ G	ATATATATATATATATG	No amplification
42.	UBC 803- (AT) ₈ C	ATATATATATATATATC	No amplification
43.	UBC 804- (TA) ₈ A	TATATATATATATATAA	No amplification
44.	UBC 805- (TA) ₈ C	TATATATATATATATAC	No amplification
45.	UBC 806- (TA) ₈ G	TATATATATATATATAG	No amplification
46.	UBC 807- (AG) ₈ T	AGAGAGAGAGAGAGAGT	Turmeric, Ginger, Coriander
47.	UBC 808- (AG) ₈ C	AGAGAGAGAGAGAGAGC	Turmeric, Coriander
48.	UBC 809- (AG) ₈ G	AGAGAGAGAGAGAGAGG	Turmeric, Ginger, Fenugreek, Coriander
49.	UBC 810- (GA) ₈ T/ ISSR 08/ISSR 16/IS 14	GAGAGAGAGAGAGAGAT	Turmeric, Ginger, fenugreek, Coriander
50.	UBC 811- (GA) ₈ C/ ISSR 06	GAGAGAGAGAGAGAGAC	Turmeric, Ginger, Fenugreek, Coriander
51.	UBC 812- (GA) ₈ A	GAGAGAGAGAGAGAGAA	Turmeric, Ginger, Fenugreek, Coriander
52.	UBC 813- (CT) ₈ T/IS 19	CTCTCTCTCTCTCTT	Coriander
53.	UBC 814- (CT) ₈ A	CTCTCTCTCTCTCTA	Coriander
54.	UBC 815- (CT) ₈ G/ ISSR 09	CTCTCTCTCTCTCTG	Turmeric, Ginger, Coriander
55.	UBC 816- (CA) ₈ T	CACACACACACACACAT	Ginger, Coriander
56.	UBC 817- (CA) ₈ A/IS 20	CACACACACACACACAA	Ginger, Fenugreek, Coriander
57.	UBC 818- (CA) ₈ G/ ISSR 17	CACACACACACACACAG	Turmeric, Ginger, Fenugreek, Coriander
58.	UBC 819- (GT) ₈ A	GTGTGTGTGTGTGTGA	Fenugreek
59.	UBC 820- (GT) ₈ C	GTGTGTGTGTGTGTGC	Coriander
60.	UBC 821- (GT) ₈ T	GTGTGTGTGTGTGTGT	Coriander
61.	UBC 822- (TC) ₈ A/IS 25	TCTCTCTCTCTCTCA	Fenugreek, Coriander
62.	UBC 823- (TC) ₈ C	TCTCTCTCTCTCTCC	Fenugreek, Coriander
63.	UBC 824- (TC) ₈ G	TCTCTCTCTCTCTCG	Fenugreek, Coriander
64.	UBC 825- (AC) ₈ T	ACACACACACACACACT	Coriander
65.	UBC 826- (AC) ₈ C/ ISSR 04/IS-29	ACACACACACACACACC	Turmeric, Ginger, Fenugreek, Coriander
66.	UBC 827(AC) ₈ G/ ISSR 10	ACACACACACACACAG	Turmeric, Ginger, Coriander
67.	UBC 828- (TG) ₈ A	TGTGTGTGTGTGTGTGA	Coriander
68.	UBC 829- (TG) ₈ C	TGTGTGTGTGTGTGTGC	Coriander
69.	UBC 830- (TG) ₈ G	TGTGTGTGTGTGTGTGG	Coriander
70.	UBC 831- (AT) ₈ YA	ATATATATATATATATYA	No amplification
71.	UBC 832- (AT) ₈ YC	ATATATATATATATATYC	No amplification
72.	UBC 833- (AT) ₈ YG	ATATATATATATATATYG	No amplification
73.	UBC 834- (AG) ₈ YT/ IS-33	AGAGAGAGAGAGAGAGYT	Ginger, Coriander
74.	UBC 835- (AG) ₈ YC	AGAGAGAGAGAGAGAGYC	Turmeric, Ginger, Coriander
75.	UBC 836- (AG) ₈ YA	AGAGAGAGAGAGAGAGYA	Turmeric, Coriander

76.	UBC 837- (TA) ₈ RT	TATATATATATATART	No amplification
77.	UBC 838- (TA) ₈ RC	TATATATATATATARC	No amplification
78.	UBC 839- (TA) ₈ RG	TATATATATATATARG	No amplification
79.	UBC 840- (GA) ₈ YT	GAGAGAGAGAGAGAYT	Fenugreek, Coriander
80.	UBC 841- (GA) ₈ YC	GAGAGAGAGAGAGAYC	Turmeric, Ginger, Fenugreek, Coriander
81.	UBC 842- (GA) ₈ YG	GAGAGAGAGAGAGAYG	Turmeric, Ginger, Fenugreek, Coriander
82.	UBC 843- (CT) ₈ RA	CTCTCTCTCTCTCTRA	Fenugreek, Coriander
83.	UBC 844- (CT) ₈ RC	CTCTCTCTCTCTCTRC	Fenugreek, Coriander
84.	UBC 845- (CT) ₈ RG	CTCTCTCTCTCTCTRG	Ginger, Fenugreek, Coriander
85.	UBC 846- (CA) ₈ RT	CACACACACACACART	Fenugreek
86.	UBC 847- (CA) ₈ RC	CACACACACACACARC	Fenugreek
87.	UBC 848- (CA) ₈ RG	CACACACACACACARG	Fenugreek
88.	UBC 849- (GT) ₈ YA	GTGTGTGTGTGTGTYA	Fenugreek
89.	UBC 850- (GT) ₈ YC	GTGTGTGTGTGTGTYC	Turmeric, Ginger, Coriander, Fenugreek
90.	UBC 851- (GT) ₈ YG	GTGTGTGTGTGTGTYG	Turmeric, Ginger, Coriander, Fenugreek
91.	UBC 852- (TC) ₈ RA	TCTCTCTCTCTCTCRA	Ginger, Fenugreek, Coriander
92.	UBC 853- (TC) ₈ RT	TCTCTCTCTCTCTCRT	Fenugreek
93.	UBC 854- (TC) ₈ RG	TCTCTCTCTCTCTCRG	Fenugreek
94.	UBC 855- (AC) ₈ YT	ACACACACACACACYT	Turmeric, Ginger, Fenugreek
95.	UBC 856- (AC) ₈ YA	ACACACACACACACYA	Turmeric, Ginger, Coriander, Fenugreek
96.	UBC 857- (AC) ₈ YG	ACACACACACACACYG	Turmeric, Ginger, Coriander, Fenugreek
97.	UBC 858- (TG) ₈ RT	TGTGTGTGTGTGTGRT	Turmeric, Ginger, Coriander, Fenugreek
98.	UBC 859- (TG) ₈ RG	TGTGTGTGTGTGTGRG	Coriander
99.	UBC 860- (TG) ₈ RA	TGTGTGTGTGTGTGRA	Turmeric, Ginger, Coriander, Fenugreek
100.	UBC 861- (ACC) ₆	ACCACCACCACCACCACC	Coriander
101.	UBC 862- (AGC) ₆	AGCAGCAGCAGCAGCAGC	Coriander
102.	UBC 863- (AGT) ₆	AGTAGTAGTAGTAGTAGT	Coriander
103.	UBC 864- (ATG) ₆	ATGATGATGATGATGATG	Turmeric, Ginger, Coriander
104.	UBC 865- (CCG) ₆	CCGCCGCCGCCGCCGCCG	Coriander, Fenugreek
105.	UBC 866- (CTC) ₆	CTCCTCCTCCTCCTCCTC	Turmeric, Ginger, Fenugreek
106.	UBC 867- (GGC) ₆	GGCGGCGGCGGCGGCGGC	Fenugreek
107.	UBC 868- (GAA) ₆	GAAGAAGAAGAAGAAGAA	Turmeric, Ginger, Coriander
108.	UBC 869- (GTT) ₆	GTTGTTGTTGTTGTTGTT	Fenugreek, Coriander
109.	UBC 882- VBV(AT) ₇	VBVATATATATATATAT	No amplification
110.	UBC 883- (TA) ₇ BVB	TATATATATATATABVB	No amplification
111.	UBC 884- HBH(AG) ₇	HBHAGAGAGAGAGAGAG	Ginger, Fenugreek
112.	UBC 888- (CA) ₆ BDB	CACACACACACABDB	No amplification
113.	UBC 889- (AC) ₈ DBD	ACACACACACACACDBD	No amplification
114.	UBC 890- (CT) ₇ VHV	CTCTCTCTCTCTCTVHV	No amplification
115.	UBC 891- HVH(TG) ₇	HVHTGTGTGTGTGTGTG	Turmeric
116.	UBC 894	TGGTAGCTCTTGATCANNNNN	Turmeric, Ginger
117.	UBC 896	AGGTCGCGGCCGCNNNNNNATG	No amplification
118.	UBC 897	CCGACTCGAGNNNNNNATGTGG	Turmeric, Ginger, Fenugreek

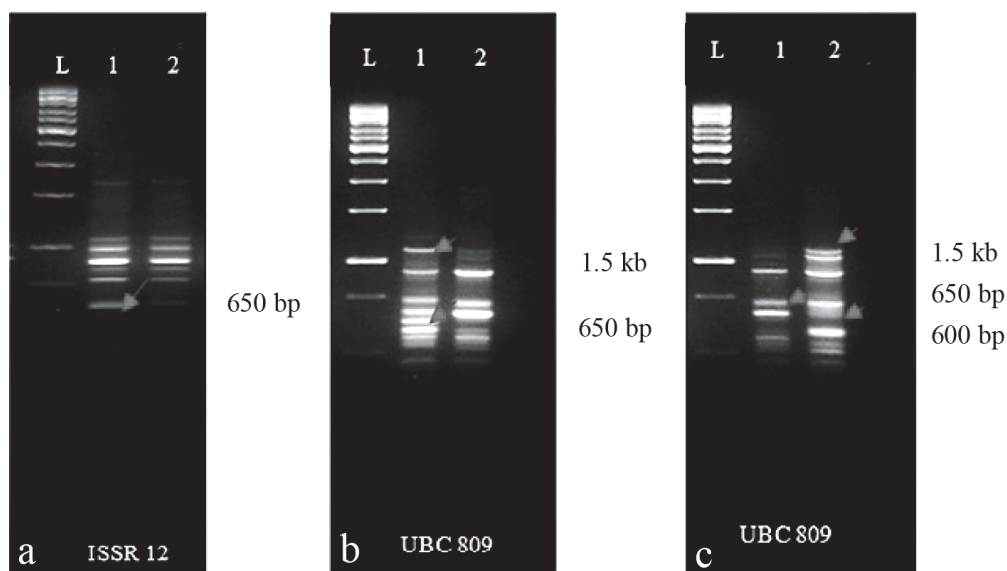


Fig. 1. a,b,c - DNA fingerprint generated for turmeric varieties using ISSR primers (ISSR 12, UBC 809). 1. a: L-1kb ladder, 1-Suranch, 2-Roma, 1. b:L-1 kb ladder, 1-Lakadong, 2-Rasmi, 1. c: L-1kb ladder, 1-Suroma, 2-Prathibha

In the case of turmeric, primers $(CAC)_3GC$ (ISSR 12), $(AG)_8G$ (UBC 809), and $(GAA)_6$ (UBC 868) produced distinct profiles. The primer ISSR 12 could effectively distinguish the candidate variety Suranch and check variety Roma by the marker ISSR 12₆₅₀. The primer UBC 809 distinguished the candidate varieties Rasmi and Suroma from their check varieties. The polymorphic bands UBC 809_{1500,650} could distinguish the varieties Rasmi and Lakadong, and the markers UBC 809_{1500,650,600} could distinguish between the varieties Suroma and Prathibha (Fig. 1 a-c). Similarly, UBC 868 successfully identified the candidate varieties Uttara Ranjini (TCP-129) and Uttara Rupanjana (TCP-64) from the respective check varieties (TCP161 and TCP-191). The markers UBC 868_{900,750,600,450} distinguished the variety TCP-129 and UBC 868_{700,600,550,500,400} identified the variety TCP-64 from the respective check varieties (Fig. 2 a-b). Previously characterization of turmeric germplasm using ISSR primers was carried out by Syamkumar (2008). In a similar report, 19 ISSR primers were used to produce genetic fingerprints of turmeric varieties from northeast India (Das *et al.*, 2011). Eighteen popular turmeric varieties in Telangana were analysed using ISSR primers, and some of the primers showed higher polymorphism

across different genotypes (Prasanth *et al.*, 2015). Verma *et al.* (2015) analysed variability among the indigenous varieties of turmeric using ISSR primers.

Fingerprinting of the ginger varieties were carried out using the ISSR primer $(CT)_8CC$. The primer $(CT)_8CC$ distinguished the candidate varieties Suruchi, Suravi and Suprabha from the respective check varieties

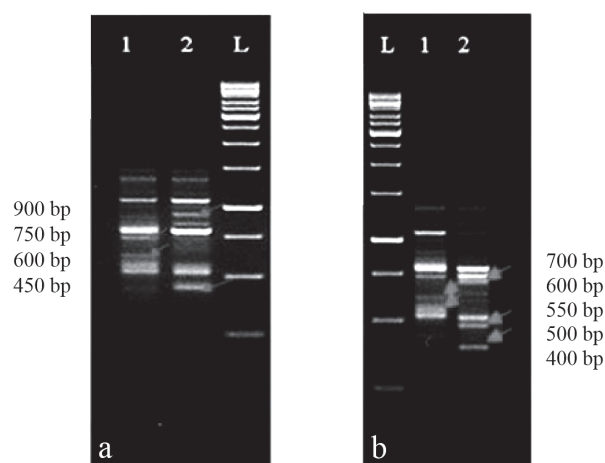


Fig. 2. a,b - DNA fingerprint generated for turmeric varieties using ISSR primers (UBC 868). 2. a: L-1kb ladder, 1-TCP-129, 2-TCP-161, 2.b: L-1kb ladder, 1-TCP-64, 2-TCP-191

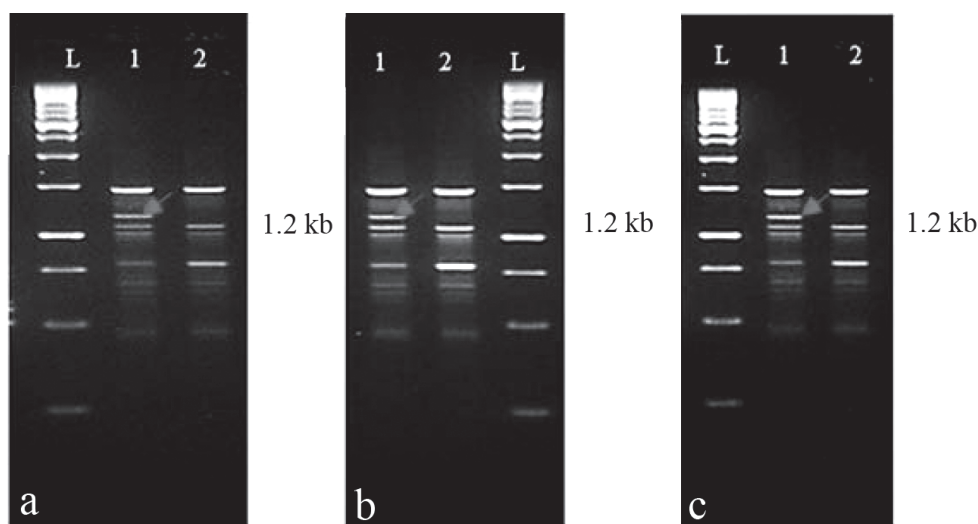


Fig. 3. a,b,c - DNA fingerprint generated for ginger varieties using ISSR primer (CT)⁸CC). 3. a: L-1kb ladder, 1-Surchi, 2 IISR-Varada, 3. b: L-kb ladder, 1-Suravi, 2-IISR-Mahima, 3. c:L-1kb ladder, 1-Suprabha, 2-Kundali local

IISR Varada, IISR Mahima and Kundali local respectively. The unique marker (CT)₈CC₁₂₀₀ was present in the candidate varieties, and the same was absent in the check varieties (Fig. 3 a-c). About 60 ginger cultivars from eastern India were analysed for their genetic diversity using ISSR primers, and it was found that ISSR primers were successful in distinguishing all the cultivars (Das *et al.*, 2017). A report by Kizhakkayil and Sasikumar (2010) showed that ginger accessions from germplasm collection could be grouped based on analysis conducted using ISSR primers.

The primer (CAC)₃GC (ISSR 12) was also used to distinguish the fenugreek varieties AFg-3, AFg-4

and AFg-5. The markers ISSR 12_{1400,900,750} distinguished the candidate variety AFg-5 from the closely related check varieties AFg-3 and AFg-4 (Fig. 4). ISSR markers were used to determine the genetic diversity among fenugreek varieties, and it was found that the varieties studied were genetically diverse across different geographical locations (Mamatha *et al.*, 2017).

Three different primers, (CAC)₃GC (ISSR 12), (GA)₃YT (UBC 840) and (CTC)₆(UBC 866) were found to generate distinct markers in varieties of coriander. The marker ISSR 12₄₀₀ could identify the candidate variety ACr-2 from its closely related varieties ACr-1 and AGCr-1 (Fig. 5). Likewise,

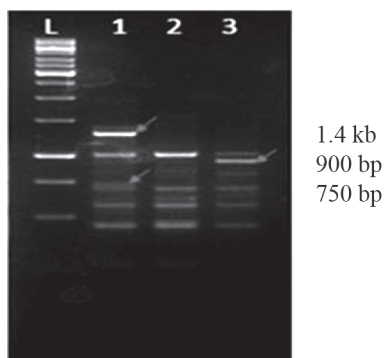


Fig. 4 DNA fingerprint generated for fenugreek varieties using ISSR primer (ISSR 12). L-1kb ladder, 1-Afg-3, 2-Afg-4, 3-Afg-5

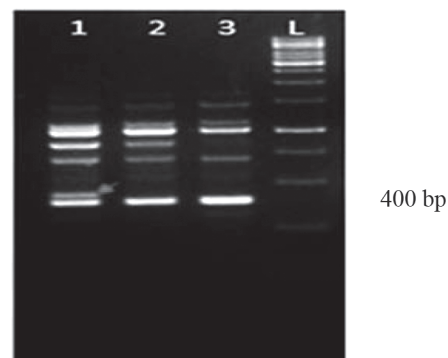


Fig. 5 DNA fingerprint generated for coriander varieties using ISSR primer (ISSR 12). L-1kb ladder, 1-ACr-2, 2-ACr-1, 3-AGCr-1

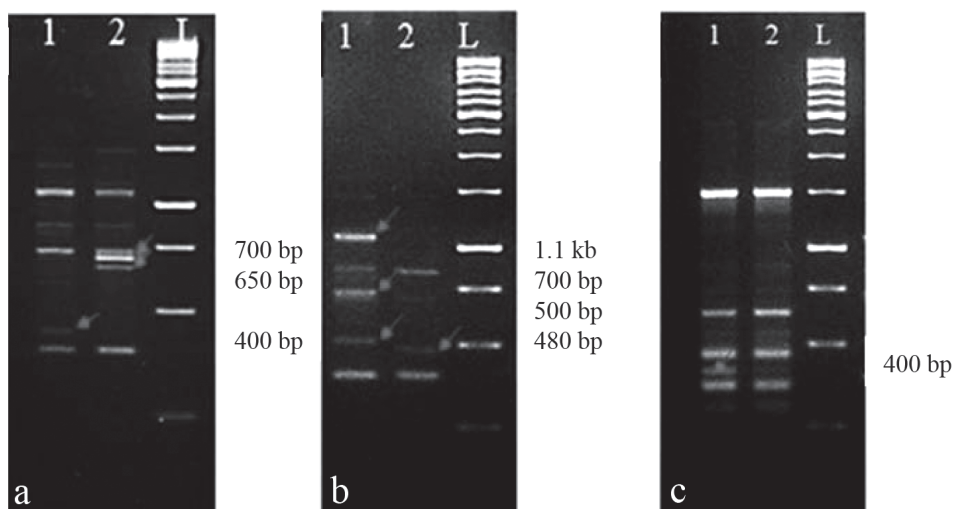


Fig. 6. a, b, c - DNA fingerprint generated for coriander varieties using ISSR primers (ISSR 12, UBC 840). 6. a:1-Suruchi, 2-Sindhu, L-1kb ladder, 6. b:1-Susthira, 2-AD-1, L-1kb ladder, 6. c:1-Suguna, 2-Sudha, L-1kb ladder

polymorphic bands ISSR 12_{700,650,400} distinguished Suruchi from its check Sindhu. Marker bands ISSR 12_{1100,700,500,480} differentiated the candidate variety Susthira from its closely related check AD-1 and primer UBC 840 identified the candidate variety Suguna from the check variety Sudha by the presence of a unique marker UBC 840₄₀₀ (Fig. 6 a-c). Fingerprinting of the candidate variety ICS-4 and the check varieties ICS-1, RCR-728 and

Hisar Anand of coriander was done using the primer combination ISSR 12 and UBC 866. The candidate variety Chhattisgarh Shri Chandra Hasini dhaniya-2 (ICS-4) and check variety Hisar Anand generated similar profiles when fingerprinted using the primer ISSR 12 and the bands ISSR 12_{1700,1500,1200,750,700,400} were common. Therefore, primer UBC 866 was used in combination with ISSR 12 for distinguishing the candidate variety ICS-4 from Hisar Anand. The band

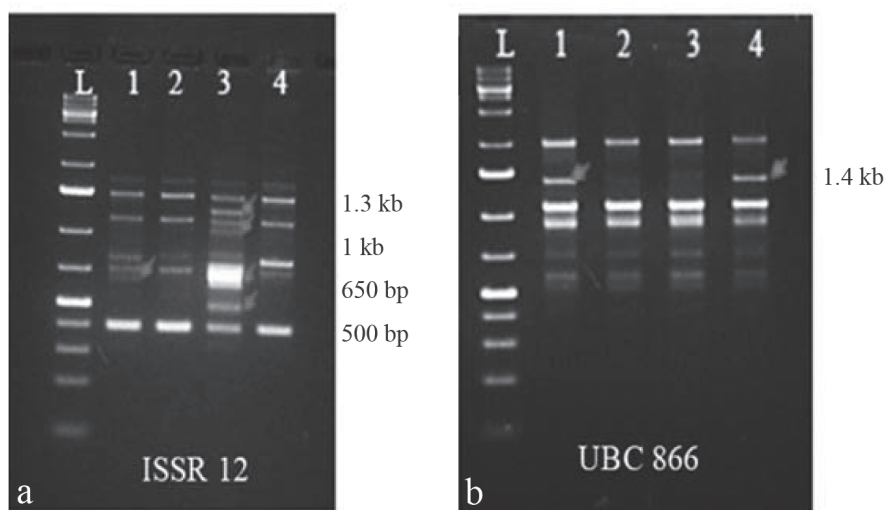


Fig. 7. a, b - DNA fingerprint generated for coriander varieties using ISSR primers (7. a-ISSR 12, 7. b-UBC 866). L-1kb plus ladder, 1-ICS-1, 2-ICS-4, 3-RCR 728, 4-Hisar Anand

Table 2. Details of candidate and check varieties and status of registration

Sl. No.	Crop	Name of candidate	Variety for comparison variety	Source of collection of samples	Primers for DNA fingerprinting (sequence)	Annealing Temperature (°C)	Status of registration under CVRC
1.	Turmeric	Roma	Suranch	AICRPS, High Altitude Research Station (OUAT), Pottangi, Odisha.	ISSR 12 ((CAC) ₃ GC)	46.5	2019 (Gazette notification No. S.O. 692(E) Dated 05.02.2019)
2.	Turmeric	Rasmi	Lakadong	AICRP on Spices, Regional Research Station, Terai Zone, Pundibari, West Bengal.	UBC 809 ((AG) ₈ G)	46.5	2019 (Gazette notification No. S.O. 692(E) Dated 05.02.2019)
3.	Turmeric	Suroma	Prathibha		UBC 809 ((AG) ₈ G)	46.5	2019 (Gazette notification No. S.O. 692(E) Dated 05.02.2019)
4.	Turmeric	Uttara Rupanjana (TCP 64)	TCP 191		UBC 868 ((GAA) ₆) ₆	43.7	Under process
5.	Turmeric	UttaraRanjini (TCP 129)	TCP 161	AICRPS, High Altitude Research Station (OUAT), Pottangi, Odisha.	UBC 868 ((GAA) ₆) ₆	43.7	Under process
6.	Ginger	Suruchi	IISR- Varada		(CT) ₈ CC	48.5	2019 (Gazette notification No. S.O. 692(E) Dated 05.02.2019)
7.	Ginger	Suravi	IISR- Mahima	National Research Centre on Seed Spices, Tabiji, Ajmer.	(CT) ₈ CC	48.5	2019 (Gazette notification No. S.O. 692(E) Dated 05.02.2019)
8.	Ginger	Suprabha	Kundali local		(CT) ₈ CC	48.5	2019 (Gazette notification No. S.O. 692(E) Dated 05.02.2019)
9.	Fenugreek	(Ajmer fenugreek) AFg-5	(Ajmer fenugreek) AFg-3, (Ajmer fenugreek) AFg-4	National Research Centre on Seed Spices, Tabiji, Ajmer.	ISSR 12 ((CAC) ₃ GC)	46.5	Under process
10.	Coriander	(Ajmer Coriander) ACr-2	(Ajmer Coriander) ACr-1, AGCr-1	National Research Centre on Seed Spices, Tabiji, Ajmer.	ISSR 12 ((CAC) ₃ GC)	46.5	Under process
11.	Coriander	Suguna	Sudha	Horticultural Research Station, Guntur.	UBC 840 ((GA) ₈ YT)	46.5	2012 (Gazette notification No. 575 (E)/S.O. 692(E), Dt. 5th February, 2019)
12.	Coriander	Susthira	AD-1	AICRP on Spices and AICRP on Groundnut, CARS, Raigarh.	ISSR 12 ((CAC) ₃ GC)	46.5	Gazette notification No. 3-72/2019-SD.IV Dated 10.10.2019
13.	Coriander	Suruchi	Sindhu		ISSR 12 ((CAC) ₃ GC)	46.5	2017 (Gazette notification No. 2017 vide G.O.MS. No. 98, Dt. 27.12.2017, Govt. of Andhra Pradesh)
14.	Coriander	Chhattisgarh Shri Chandra Hasini dhaniya-2) ICS-4	ICS-1, RCR-728, Hisar Anand	AICRP on Spices and AICRP on Groundnut, CARS, Raigarh.	UBC 866 ((CTC) ₆) ISSR 12 ((CAC) ₃ GC)	50.446.5	Under process

UBC 866₁₄₀₀ distinguished the variety ICS-4 from Hisar Anand owing to its presence in Hisar Anand and absence in ICS-4. The check varieties ICS-1, RCR-728 could be distinguished from the candidate variety using primer ISSR 12. The markers ISSR 12_{1300,1000,500} were unique to the check variety RCR-728 and therefore, distinguishable. Likewise, absence of the unique bands ISSR 12_{1300,1000,500} and presence of the band ISSR 12₆₅₀, common for ICS-1 and RCR-728 distinguished the varieties ICS-1 from RCR-728 and ICS-4 (Fig. 7 a, b). ISSR markers were used to study the genetic variability of coriander cultivars grown in Egypt (Abou El-Nasr *et al.*, 2013).

Based on the DNA profile data generated at the DNAFF (ICAR-IISR), nine varieties of spices were notified by CVRC, while the remaining five are in the process of getting notified (Table 2).

Conclusion

Due to the availability of advanced techniques in crop manipulation and development, a large number of new varieties are being generated, and it has become increasingly difficult to differentiate these new varieties based on observable phenotypic characteristics. DNA fingerprinting is probably the only method for accurate identification of varieties in such cases, and DNA profiles of candidate *vis-a-vis* check variety are now mandatory for varietal registration by CVRC. Here we are suggesting an easy method for establishing distinctness for plant variety registration in spices by comparing the ISSR profiles of the candidate variety and the closely resembling check variety to identify presence or absence of unique markers. Though the method is a viable and low cost, scaling up the technique is quite challenging starting from sample collection to transportation to method of identification. Hence sincere efforts need to be taken to improve accuracy and usefulness coupled with a low cost of analysis so that the technique can be effectively integrated into the existing agricultural system for varietal identification. It is also required to make concerted effort involving scientists, breeders, statisticians, economists, computer specialists along with legal and policy experts, to chalk out the SOPs for employing plant DNA fingerprints as legal evidence, without which judicious

exploitation of genetic resources for financial benefits will be difficult.

References

- Abdulla, M. and Gamal, O. 2010. Investigation on molecular phylogeny of some date palm (*Phoenix dactylifera* L.) cultivars by protein, RAPD and ISSR markers in Saudi Arabia. *Australian Journal of Crop Science* **4**(1): 23-28.
- Abou El-Nasr, T.H.S., Ibrahim, M.M., Aboud, K.A. and El-Enany, M.A.M. 2013. Assessment of genetic variability for three coriander (*Coriandrum sativum* L.) cultivars grown in Egypt, using morphological characters, essential oil composition and ISSR markers. *World Applied Sciences Journal* **25**(6): 839-849.
- Alhasnawi, A.N., Amar, M.M. and Jasim, H.M. 2019. Using DNA fingerprinting to detect the genetic relationships in *Acacia* by inter-simple sequence repeat markers. *Journal of Pure and Applied Microbiology* **13**(1): 281-288.
- Awasthi, A.K., Nagaraja, G. and Naik, G. 2004. Genetic diversity and relationships in mulberry (genus *Morus*) as revealed by RAPD and ISSR marker assays. *BMC Genetics* **5**:1. <https://doi.org/10.1186/1471-2156-5-1>.
- Bhat, K.V. 2006. *DNA Fingerprinting and Cultivar Identification*. National Centre on DNA Fingerprinting, NBPGR, New Delhi. 101-109 p.
- Costa, R., Pereira, G., Garrido, I., Tavares-de-Sousa, M.M. and Espinosa, F. 2016. Comparison of RAPD, ISSR, and AFLP molecular markers to reveal and classify Orchard grass (*Dactylis glomerata* L.) germplasm variations. *PLoS one* **11**(4): e0152972. <https://doi.org/10.1371/journal.pone.0152972>.
- Das, A., Gaur, M., Barik, D.P. and Subudhi, E. 2017. Genetic diversity analysis of 60 ginger germplasm core accessions using ISSR and SSR markers. *Plant Biosystem* **151**(5): 822-832.
- Das, A., Kesari, V., Satyanarayana, V.M., Parida, A. and Rangan, L. 2011. Genetic relationship of *Curcuma* species from Northeast India using PCR-based markers. *Molecular Biotechnology* **49**(1): 65-76.
- Doyle, J. and Doyle, J.L. 1987. Genomic plant DNA preparation from fresh tissue-CTAB method. *Phytochemical Bulletin* **19**(11): 11-15.
- Godwin, I.D., Aitken, E.A. and Smith, L.W. 1997. Application of inter simple sequence repeat (ISSR) markers to plant genetics. *Electrophoresis* **18**(9): 1524-1528.
- Gosh, P. 2013. DNA fingerprinting of released varieties and selected superior somaclones of ginger (*Zingiber officinale* Rose). *M.Sc Thesis*, KAU, Thrissur, Kerala, India.

- Jeffreys, A.J., Wilson, V. and Thein, S.L. 1985. Individual-specific 'fingerprints' of human DNA. *Nature* **316**(6023): 76-79.
- Kizhakkayil, J. and Sasikumar, B. 2010. Genetic diversity analysis of ginger (*Zingiber officinale* Rosc.) germplasm based on RAPD and ISSR markers. *Scientia Horticulturae* **125**: 73-76.
- Mamatha, N.C., Tehlan, S.K., Srikanth, M., Ravikumar, T., Yashveer, S. and Mukesh, K. 2017. Assessment of genetic diversity among Fenugreek (*Trigonella foenum-graecum* L.) genotypes using ISSR markers. *International Journal of Current Microbiology and Applied Sciences* **6**(6): 2565-2572.
- McGregor, C., Lambert, C., Greyling, M., Louw, J.H. and Warnich, L. 2000. A comparative assessment of DNA fingerprinting techniques (RAPD, ISSR, AFLP and SSR) in tetraploid potato (*Solanum tuberosum* L.) germplasm. *Euphytica* **113**: 135-144.
- Nybo, H., Weising, K. and Rotter, B. 2014. DNA fingerprinting in botany: past, present, future. *Investigative Genetics* **5**(1): 1. doi:10.1186/2041-2223-5-1.
- Pasqualone, A., Lotti, C., Bruno, A., De Vita, P., Di Fonzo, N. and Blanco, A. 2000. Use of ISSR markers for cultivar identification in durum wheat. In: *Durum wheat Improvement in the Mediterranean Region: New Challenges*. (Eds.) Royo, C., Nachit M., Di Fonzo N. and Araus J.L. CIHEAM, Zaragoza, Spain, pp. 157-161.
- Prasanth, N., Yugander, N. and Bhavani, N.L. 2015. DNA isolation and PCR amplification of turmeric varieties from Telangana State. *International Journal of Current Microbiology and Applied Sciences* **4**(5): 485-490.
- Sabir, J.S.M., Abo-Aba, S. and Bafeel, S. 2014. Characterization of ten date palm (*Phoenix dactylifera* L.) cultivars from Saudi Arabia using AFLP and ISSR markers. *C. R. Biologies* **337**: 6-18.
- Shivakumar, M., Gireesh, C. and Ramesh, S.V. 2014. DNA finger printing-A tool for identification of cultivars. *Popular Kheti* **2**(2): 160-162.
- Swetha, V.P., Parvathy, V.A., Sheeja, T.E. and Sasikumar, B. 2014. Isolation and amplification of genomic DNA from barks of *Cinnamomum* spp. *Turkish Journal of Biology* **38**(1): 151-155.
- Syamkumar, S. 2008. Molecular biochemical and morphological characterization of selected *Curcuma* accessions. *Ph D Thesis*, Calicut University, Calicut, India.
- Torre, M.P., Garcia, M., Heinz, R. and Escandón, A.A. 2012. Analysis of genetic variability by ISSR markers in *Calibrachoa caesia*. *Electronic Journal of Biotechnology* **15**(5): 1-12.
- Verma, S., Singh, S., Sharma, S., Tewari, S.K., Roy, R.K., Goel, A.K. and Rana, T.S. 2015. Assessment of genetic diversity in indigenous turmeric (*Curcuma longa*) germplasm from India using molecular markers. *Physiology and Molecular Biology of Plants* **21**(2): 233-242.
- Wang, J.B. 2002. ISSR markers and their applications in plant genetics. *Yi Chuan* **24**(5): 613-616.
- Wu, Z., Fang, L., Wang, J. and Shen, Y. 2009. Analysis of genetic diversity of *Vitis* by using ISSR markers. *Acta Horticulturae* **827**: 125-130.