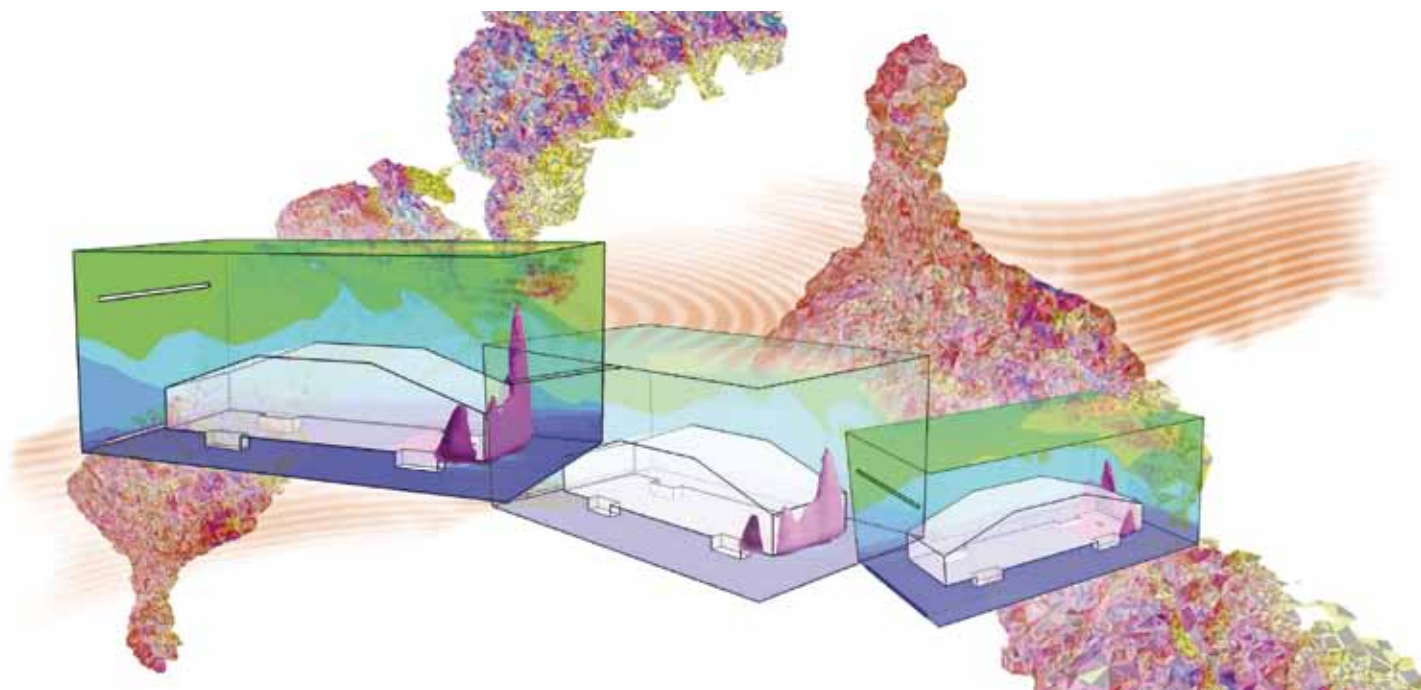

J R C R E F E R E N C E R E P O R T S

Prioritisation of Research and Development for modelling the safe production, storage, delivery and use of hydrogen

D. Baraldi (JRC), E. Papanikolaou (JRC), M. Heitsch (JRC), P. Moretto (JRC), R.S. Cant (Cambridge University),
D. Roekaerts (Delft University), S. Dorofeev (FM Global), A. Kotchourko (Karlsruhe Institute of Technology),
P. Middha (Gexcon), A.V. Tchouvelev (H2Can), S. Ledin (HSL), J. Wen (Kingston University),
A. Venetsanos (National Center Scientific Research Demokritos), V.V. Molkov (University Of Ulster)

2 0 1 1



European Commission
JOINT RESEARCH CENTRE
Institute for Energy and Transport

Contact information

Daniele Baraldi
Address: Westerduingweg 3, Pb2 • 1755ZG Petten (The Netherlands)
E-mail: daniele.baraldi@jrc.nl
Tel.: +31 (0)224 565140
Fax: +31 (0)224 565623

<http://iet.jrc.ec.europa.eu/>
<http://www.jrc.ec.europa.eu/>

This publication is a Reference Report by the Joint Research Centre
of the European Commission.

Legal Notice

Neither the European Commission nor any person acting on behalf of the Commission
is responsible for the use which might be made of this publication.

The use of trademarks in this publication does not constitute an endorsement by the European Commission.

The views expressed in this publication are the sole responsibility of the author(s)
and do not necessarily reflect the views of the European Commission.

Europe Direct is a service to help you find answers to your questions about the European Union

Freephone number (*): 00 800 6 7 8 9 10 11

(* Certain mobile telephone operators do not allow access to 00 800 numbers or these calls may be billed.

A great deal of additional information on the European Union is available on the Internet.
It can be accessed through the Europa server <http://europa.eu/>.

JRC 67058

EUR 24975 EN
ISBN 978-92-79-21602-2 (PDF)
ISBN 978-92-79-21601-5 (print)

ISSN 1831-9424 (online)
ISSN 1018-5593 (print)

doi:10.2790/36578

Luxembourg: Publications Office of the European Union, 2011

© European Union, 2011

Reproduction is authorised provided the source is acknowledged.

Printed in The Netherlands

European Commission

EUR 24975 EN – Joint Research Centre

Title: Prioritisation of Research and Development for modelling the safe production, storage, delivery and use of hydrogen

Authors: D. Baraldi, E. Papanikolaou, M. Heitsch, P. Moretto, R.S. Cant, D. Roekaerts, S. Dorofeev, A. Kotchourko, P. Middha, A.V. Tchouvelev, S. Ledin, J. Wen, A. Venetsanos, V.V. Molokov.

Luxembourg: Publications Office of the European Union

2011 – 46 pp. – 21.0 x 29.7 cm

EUR – Scientific and Technical Research series – ISSN 1831-9424 (online), ISSN 1018-5593 (print)

ISBN 978-92-79-21602-2 (PDF)

ISBN 978-92-79-21601-5 (print)

Catalogue number LD-NA-24975-EN-N

doi:10.2790/36578

Abstract

The report describes the findings of a workshop that was held at the Institute for Energy and Transport (JET) in Petten Netherlands, on the topic “Gap analysis of CFD modelling of hydrogen release and combustion”. The main topic was divided in 6 sub-topics: release and dispersion, auto-ignition, fires, deflagrations, detonations and DDT, and accident consequences. For each sub-topic, the main gaps in CFD modelling were identified and prioritised.

Prioritisation of Research and Development
for modelling the safe production, storage,
delivery and use of hydrogen.

D. Baraldi (JRC), E. Papanikolaou (JRC), M. Heitsch (JRC), P. Moretto (JRC),
R.S. Cant (Cambridge University), D. Roekaerts (Delft University),
S. Dorofeev (FM Global), A. Kotchourko (Karlsruhe Institute of Technology), P. Middha (Gexcon),
A.V. Tchouvelev (H2Can), S. Ledin (HSL), J. Wen (Kingston University), A. Venetsanos (National
Center Scientific Research Demokritos), V.V. Molkov (University Of Ulster)

TABLE OF CONTENTS

Executive summary	5
1. Introduction	7
2. General issues	8
3. Release and dispersion	9
Permeation	9
Gaseous hydrogen	12
Liquid hydrogen (Lh2)	16
4. Ignition and Auto-Ignition	14
5. Fires	18
6. Deflagrations	19
7. Detonations and DDT	22
8. Accident consequences	24
9. Conclusions	29
10. References	30
Permeation	31
Gaseous hydrogen	32
Liquid hydrogen	36
Ignition	37
Fires	38
Deflagrations	40
Detonations and DDT	43
Consequences	44

Executive summary

Prioritisation of Research and Development for modelling the safe production, storage, delivery and use of hydrogen

Keywords: CFD, hydrogen, safety, release, explosion, combustion

Introduction

Hydrogen is expected to play an important role in the energy mix of a future low carbon society, (the European Strategic Energy Technology Plan of the European Commission (COM 2007 - 723) and in the Hydrogen, Fuel Cells & Infrastructure Technologies Program-Multi-Year Research, Development, and Demonstration Plan of the USA Department of Energy (DoE 2007).

Hydrogen safety issues must be addressed in order to ensure that the wide spread deployment and use of hydrogen and fuel cell technologies can occur with the same or lower level of hazards and associated risk compared to the conventional fossil fuel technologies. Hydrogen safety is a EU Policy relevant issue as it is stated in the priority 3 Action 2 (Continuous improvement in safety and security) of the EU “Energy 2020 A strategy for competitive, sustainable and secure energy”: “The same security and safety considerations will also be upheld in the development and deployment of new energy technologies (hydrogen safety, safety of CO₂ transportation network, CO₂ storage, etc...)”

Computational Fluid Dynamics (CFD) is one of the tools to investigate safety issues related to the production, storage, delivery and use of hydrogen. CFD techniques can provide a wealthy amount of information on the dynamics of hypothetical hydrogen accident and its consequences. The CFD-based consequence analysis is then used in risk assessments. This report describes the output of a workshop organised at the Institute for Energy and Transport (JRC) in Petten, Netherlands to identify the gaps and issues in CFD modelling of hydrogen release and combustion.

A hydrogen accident usually follows a typical sequence of events: an unintended release, the mixing of hydrogen with air to form a flammable mixture, the ignition of the flammable cloud and

depending on the conditions, and a fire or an explosion (deflagration or/and detonation). For each stage of the accident, the critical CFD issues have been identified and prioritised. Beyond the specific issues of CFD modelling that are described for each accident stage in the report, some general modelling issues can be found in all stages:

- lack of an extensive validation of CFD codes/ models that covers all the relevant range of conditions that can be found in hypothetical accident scenarios e.g. in terms of geometrical layout, leak flow rates.
- lack of a CFD validation protocol for hydrogen like it exists for Liquefied Natural Gas (LNG): the Model Evaluation Protocols (MEP) for assessment of models for accident consequences, with guidance on evaluating models in terms of scientific assessment, verification and validation.
- lack of a database of experiments for validation of hydrogen models.
- in some cases, lack of complete and accurate experimental data for the CFD validation.

The goals of this work were to perform a state of the art review in CFD modelling of *hypothetical accidents* scenarios related to *hydrogen technologies* and identify and prioritise the gaps in the field.

The report is based on a dedicated workshop organised in Petten with the participation of external experts an extensive literature review performed by experts in the field and the direct expertise and experience of the experts. The experts were carefully selected according to their experience/expertise, number of scientific publications and participations to International Conferences, seminars, workshops

and to international and/or European co-funded projects such as HySafe (Hydrogen Safety), HyApproval (Approval of Hydrogen Re-fuelling Stations), European Integrated Hydrogen Projects.

By performing a state of the art review of CFD modelling for hydrogen safety issues, a consensus was reached among the scientific experts as to the main gaps in the field and on the priority of the research needs.

Potential impact:

Identifying the modelling gaps is a first necessary step for making decisions on the next steps to carry out the *full and safe utilization of hydrogen*. The document aims to become a reference document for researchers/scientists and technical experts working in the area. It is also a welcomed contribution for the *Fuel Cell and Hydrogen Joint Undertaking* and for other funding bodies/organizations that must make decisions on research programmes and during the selection/choice of projects to be financially supported pursuing the safe use of hydrogen. The protocol could work as a catalyst to accelerate both the improvements of existing codes and models and the developments of new models/codes with increased predictive capabilities.

Attendees:

Experts who attended the workshop and contributed to the report

- Daniele Baraldi, Efthymia Papanikolaou, Matthias Heitsch, Pietro Moretto (JRC)
- Stewart Cant (Cambridge University, UK)
- Dirk Roekaerts (Delft University of Technology, NL)
- Alexei Kotchourko (KIT/FZK, Germany)
- Prankul Middha (GexCon, Norway)
- Andrei V. Tchouvelev (H2Can, Canada)
- Jennifer Wen (Kingston University, UK)
- Alexander Venetsanos (National Center Scientific Research Demokritos, Greece)
- Vladimir Molkov (University of Ulster, UK)

Experts who contributed to the report (but did not attend the workshop)

- Stefan Ledin (HSL/HSE, Health and Safety Laboratory, Health and safety Executive, UK)
- Sergey Dorofeev (FM Global, USA)

1. Introduction

A workshop was held at the Institute for Energy/JRC (Petten, The Netherlands) in order to identify the gaps in CFD modelling and simulation of hydrogen release and combustion. The report describes the findings and the results of the workshop.

Computational Fluid Dynamics (CFD) methods are increasingly used for hydrogen safety analysis since they can provide relevant information for the hazards and risk assessment of hydrogen technologies such as pressure and thermal loads, e.g. the overpressures generated by an explosion or the length of a jet fire. CFD simulations can provide a valuable contribution to the engineering design of safer hydrogen infrastructure and development of innovative mitigation measures and procedures.

Numerical techniques, as well as analytical and experimental methods have been developed and used to investigate open issues in fluid dynamics. Those three approaches are strongly interlinked and constitute the main research tools in modern science. The governing equations of the motion of non-reacting and reacting fluids are the Navier-Stokes (NS) equations that can not be solved analytically. Therefore it is necessary to use numerical techniques together with validation experiments to close the knowledge gaps related to the flow behaviour such as in the case of accidents with liquefied or gaseous hydrogen.

In order to apply CFD techniques to real-scale problems, one has to be confident about the level of reliability and accuracy of the numerical tools. To achieve the required level of confidence, the CFD codes/models must undergo an assessment procedure according to the steps depicted in Figure 1.

Verification is defined as the process of determining that a model implementation accurately represents the developer's conceptual description of the model and the solution to the model (Oberkampf et al., 2008). Verification must assure that the set of partial differential or integral-differential equations are solved correctly. Verification does not address the issue of whether the mathematical model represents correctly the real world, e.g., physics. Verification is performed by the code developers and in this report it is reasonable to assume that all the numerical codes have been well verified.

Validation is the process of determining the degree to which a model is an accurate representation of the real world from the perspective of the intended

uses of the model. Validation shows how accurately the computational model simulates the real world (Oberkampf et al., 2008) or rather specific conditions of a test or an experiment that are designed to represent the "real world".

In some cases no validation calculations have been carried out for a specific problem because the experimental data are too few or non-existent. In those cases, only demonstration simulations can be performed since it is possible only to demonstrate that the CFD code potentially has the capability of simulating the problem, at least from the qualitative point of view (Smith, 2009).

In hydrogen accident scenarios, the physical phenomena occur following a typical sequence of events: release, dispersion, ignition, fire or explosion. The initial phase in a hydrogen accident is the accidental release from a tank or a hydrogen system, followed by the dispersion phase during which hydrogen mixes with air. At that stage auto-ignition or accidental ignition of the flammable mixture may occur. Depending on the local conditions at the time of ignition, the combustion process can develop into a fire or into an explosion (a deflagration or a detonation). The structure of this report follows the typical sequence of the events during a hydrogen accident scenario aiming at identifying the gaps in the following main topics: release and dispersion, ignition/auto-ignition, fires, deflagrations, detonations (including deflagration to detonation transition or DDT), and accident consequences. At the end of each paragraph, a list of the identified gaps for each topic can be found. The gaps have been prioritised as more urgent/critical or medium urgent/critical or less urgent/critical issues.

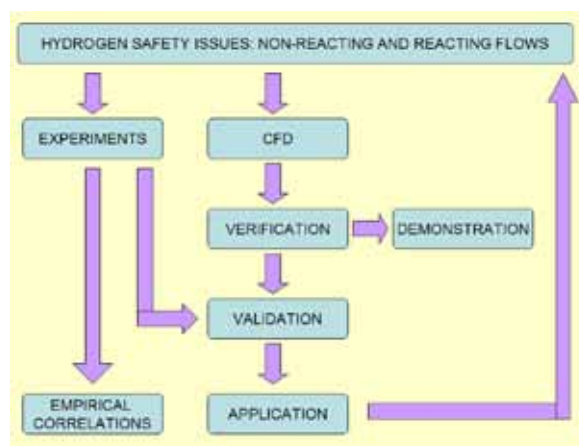


Figure 1: Diagram for CFD application and validation procedure.

The previous works of Bengaouer et al. (2007), Jordan (2009), Kotchourko (2009), Molkov (2009) and Tchouvelev (2008) about hydrogen safety gaps have been taken into account in the analysis.

2. General issues

In this paragraph, some of the modelling issues that are common to several stages of the accident scenarios are described.

Gaps can be identified at different levels: lack of fundamental knowledge or understanding of some aspects of the physical phenomenon resulting in inadequacies and deficiencies of the models; lack of experiments for validation; inability of the CFD model to reproduce and predict the phenomenon from the qualitative and/or quantitative point of view.

Turbulence is still one of the major open issues in modern physics, although many progresses have been performed in the last decades. In CFD three main approaches are currently applied to address the turbulence issue. In Direct Numerical Simulations (DNS), the whole range of turbulent scales is captured directly in the extremely fine computational mesh and therefore no model for turbulence is required. Since DNS is computationally very expensive, this approach is restricted to flows with low Reynolds number and extremely small computational domain. Nevertheless DNS is a powerful tool of investigation, improving the fundamental understanding of turbulent flows and providing essential information for developing turbulence models, especially sub-grid scale (SGS) models for Large Eddy Simulations (LES). In Figure 2, it is shown an example of DNS simulations where the effect of the Lewis number on the flame is investigated (Chakraborty and Cant, 2005).

In Large Eddy Simulations (LES), the largest turbulent scales are captured by means of the mesh while the effects of the smaller scales are modelled using SGS closure models. In Very Large Eddy Simulations (VLES), the filter and the computational grid are too coarse to resolve 80% of the turbulent kinetic energy (Pope, 2000). In Reynolds Averaged Navier-Stokes (RANS) equations, the averaged fluid governing equations of the fluids are solved, providing the mean values of all quantities. One of the major drawbacks of this approach is that it requires models for turbulence closure. Traditionally RANS techniques have been

the most applied method for industrial applications because they are the most convenient from the computationally point of view. Two known issues with RANS turbulence models are the reliability of the models in complex flow environments, in particular in presence of turbulent mixing and in regions of flow separation, and the predictions of laminar-turbulent transition (Hirsch et al., 2009).

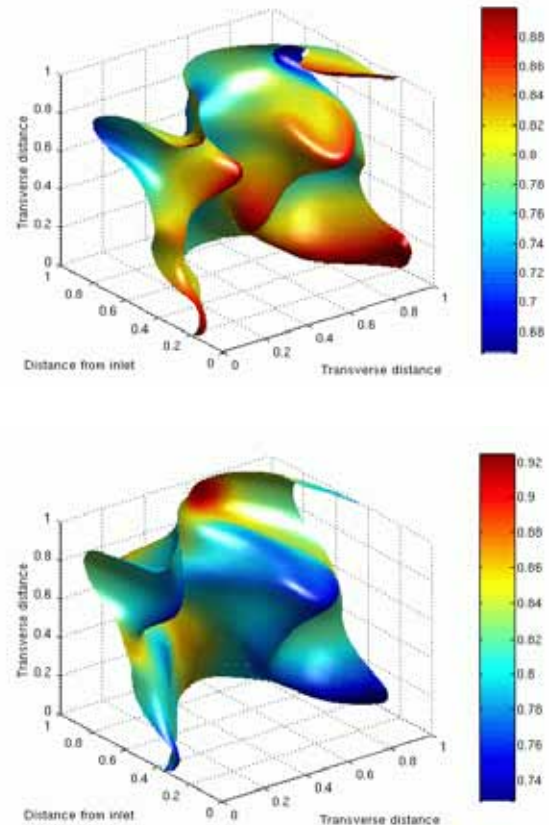


Figure 2: Instantaneous pictures of the progress variable iso-surface ($c=0.8$) coloured by local non-dimensional temperature. Lewis number is equal to 0.8 (top) and to 1.2 (bottom) (Chakraborty and Cant, 2005).

Another important issue is related to the mesh resolution. Some combustion phenomena such as spontaneous ignition or Deflagration to Detonation Transition (DDT) require an extremely fine mesh resolution of the order of microns that is not affordable in simulations in real-scale configurations. In those cases CFD is capable of describing certain phenomena only in small domains and not in large scale industrial applications due to the current limitations of the computer resources. In the last case those phenomena can only be modelled on a SGS level. Since computer power has been increasing constantly in the last decades, it is easily foreseeable that CFD applications will

continue to benefit from the constantly increasing computer power.

An important distinction in CFD modelling is the difference between the CFD capability of reproducing the experimental data and the capability of predicting the experimental measurements. Within the CFD community benchmarking activities are frequently performed. Simulation results are compared to experimental data that are known to the modellers before the beginning of the validation exercise. In this case, simulations show the capabilities of CFD codes/models of reproducing the experiment. Less frequent are the blind simulation tests where the experimental data are not known to the CFD experts before the calculations and they are revealed only after the calculations. Blind tests in many cases demonstrate the current predictive capability of a CFD tool. One open question is whether simplified models/codes calibrated on numerous experiments may have higher “predictive” capabilities compared to more sophisticated physical models which are “validated” against lesser amount of experiments. The CFD benchmarking activities have to be shifted from a simple comparison of CFD tools in reproducing one particular experiment to a comparison of underlying physical models, including their advantages and deficiencies, and their capability to reproduce a range of experiments without changing the model parameters.

For other CFD applications, Model Evaluation Protocols (MEP) for assessment of models for accident consequences has been developed. For example, Health and Safety Laboratory (HSL, UK) on behalf of National Fire Protection Association (NFPA, USA) developed a MEP for Liquefied Natural Gas (LNG) dispersion with guidance on evaluating models in terms of scientific assessment, verification and validation (Ivings et al., 2007, 2008). The report provides a uniform and structured approach to reviewing all existing and newly developed models. Moreover, a database of experiments for validation of LNG models was established as described by Coldrick et al. (2009). Guidelines for CFD applications for LNG safety analysis (such as for a computational domain, a grid, boundary and initial conditions) are provided by Luketa et al. (2007). However, for CFD applications related to hydrogen safety issues the situation is different. Within the European Network of Excellence HySafe (www.hysafe.net), some interesting validation work has been performed by means of several Standard Benchmark Exercise Problems (Gallego et al.,

2007) (Garcia et al., 2010) (Baraldi et al., 2009, 2010) (Jordan et al., 2007) (Makarov et al., 2009, 2010) (Papanikolaou et al., 2010) (Venetsanos et al., 2009, 2010), applying the MEGGE (1996) evaluation protocol originally developed for hydrocarbon explosions. Nevertheless no specific model evaluation protocol, no validation database and no specific CFD guidelines have been developed and universally accepted for hydrogen applications.

3. Release and dispersion

During the hydrogen release into the atmosphere, a hydrogen-air cloud will be generated and part of it could be flammable. The conditions in the hydrogen-air cloud at the ignition time such as the amount and the distribution of hydrogen concentration within the flammable cloud, the flow field and the level of turbulence within the cloud, the level of spatial congestion and confinement are all relevant parameters that can significantly affect the strength of the explosion. Therefore it is essential that the computational models are capable of correctly describing this phase of the accident in order to capture the following phase with a sufficient level of accuracy.

Permeation

Permeation is the molecular diffusion of hydrogen through the walls of a container vessel, piping or interface materials (SAE, 2009). Because of this phenomenon, hydrogen is released continuously at extremely low rate from the storage system. This phenomenon is an issue for tanks with non-metallic liners (Type 4 tanks) while it is considered negligible for metallic tanks and for tanks with a metallic liner (Types 1, 2 and 3). Proposals for vehicle regulations and standards for hydrogen systems provide thresholds on the allowable rate of hydrogen permeation from Type 4 tanks (Adams et al., 2009). Permeation issues were recently addressed within the InsHyde internal project of HySafe Network of Excellence, co-funded by the European Commission (Adams et al., 2009a, 2009b) (Venetsanos et al., 2009a) (Safers et al., 2009) (Cariteau et al., 2009) in order to investigate the existing rates proposed in the draft ECE compressed gaseous hydrogen regulation and the various versions of ISO/DIS15869 (Gaseous Hydrogen and Hydrogen Blends - Land Vehicle Fuel Tanks). The focus of the work was to provide an allowable permeation rate for the draft EC regulation for type-approval of hydrogen powered motor vehicles and the container requirements in the UN

ECE WP29 GTR proposal. The work included experiments with small mass flow rate releases of helium and CFD simulations. The dispersion experiments were performed by Cariteau et al. (2009) in the CEA (Commissariat à l'Énergie Atomique) Garage facility (5.76m x 2.96m x 2.4m), using helium (for safety reasons) released vertically from a 7 cm diameter

hole in the centre of the floor. CFD validation was performed by Venetsanos et al. (2009a, 2009b) using the ADREA-HF code. Figure 3 shows a comparison between measured and predicted helium concentration for a period of approximately 2.3 days. Agreement between CFD, homogeneous model and experimental data is quite satisfactory.

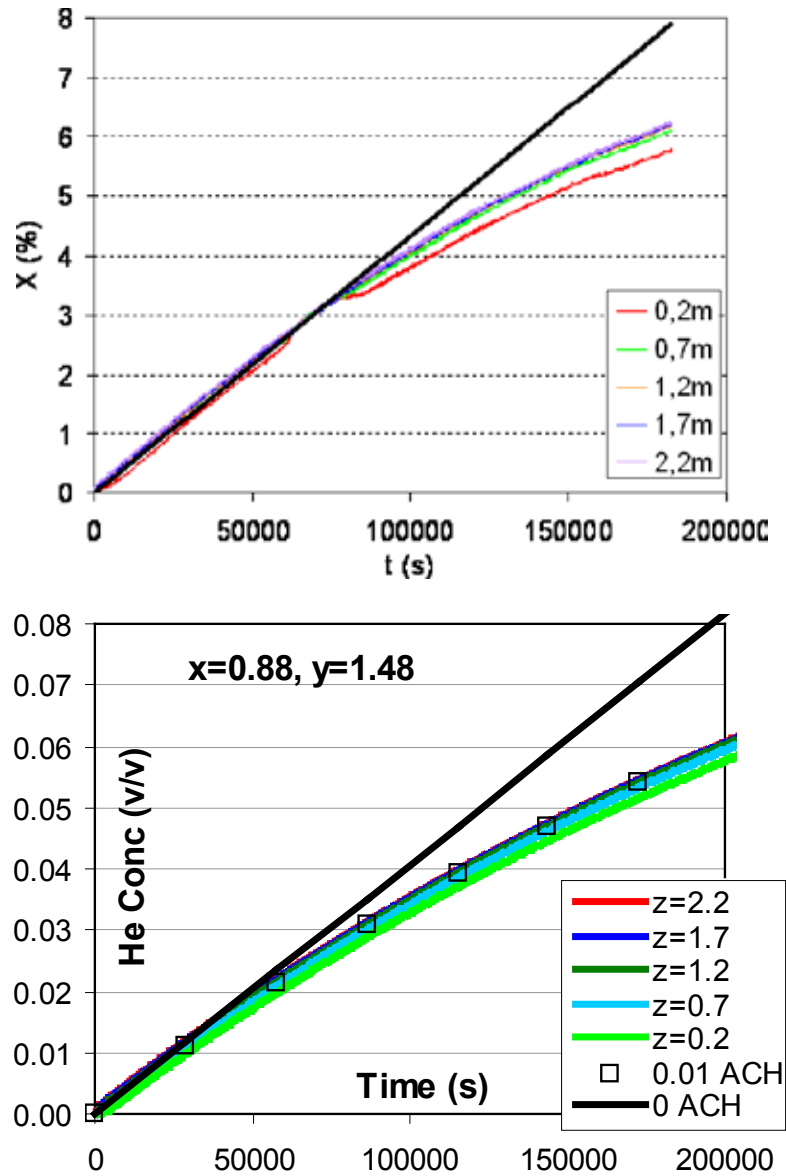


Figure 3: Comparison between measured (top) and predicted (bottom) concentration time series for a period of approximately 2.3 days (bottom). Open boxes and black line show the homogeneous model solutions

The dynamics of dispersion of permeated hydrogen from a storage tank ($L=0.672$ m, $D=0.505$ m, hemisphere at each end with $D=0.505$ m, $V=0.2$ m³, surface 1.87 m²) with floor clearance of 0.5 m in a

centre of typical garage of $L \times W \times H=5 \times 3 \times 2.2$ m ($V=33$ m³) with still air at temperature $T=298$ K performed at the University of Ulster are shown in Figure 4. A volumetric release of hydrogen in a thin layer

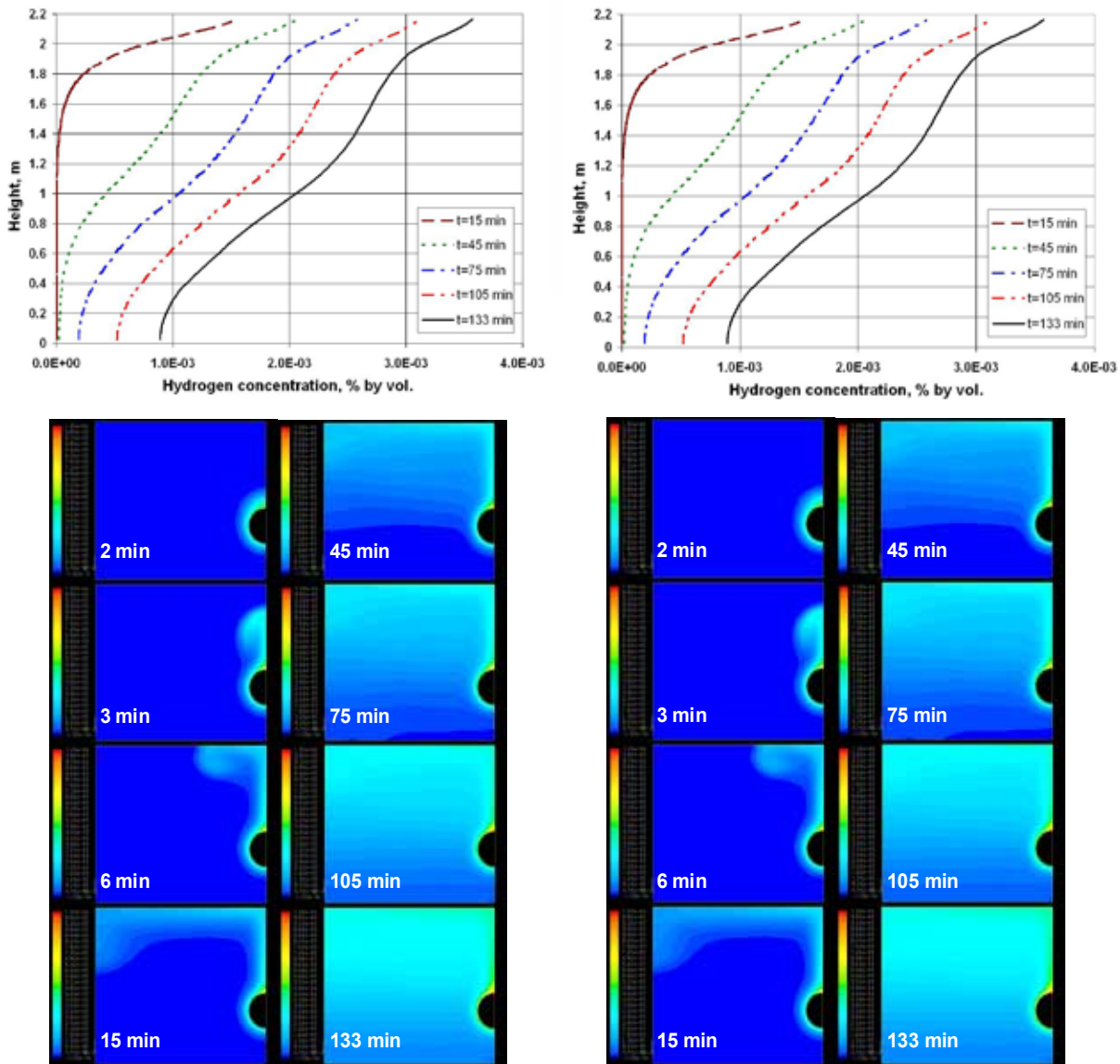


Figure 4: 2D-slice distribution of hydrogen in a half of the typical garage (left-hand side) and distribution of hydrogen by height at location between wall and the tank (right-hand side) with time.

around the tank surface was assumed in the simulation. Preliminary numerical simulations showed that there is no 100% hydrogen concentration at the tank surface during the permeation. For this reason the authors decided to model the source of permeated hydrogen using volumetric source of hydrogen in a thin layer (1 mm thickness control volumes) around the tank surface. In this particular case the permeation rate was $J=1.40 \times 10^{-6}$ mol/s/m² (1.14 NmL/hr/L of tank volume): equivalent mass source term in CFD $S_{H_2}=2.61 \times 10^{-8}$ kg/m³/s. Time to reach lower flammability limit (LFL) of 4% in fully sealed garage with chosen storage tank and permeation rate will be 240 days (assumption of uniform dispersion).

The characteristic time for hydrogen diffusion through the height of the garage is $Height^2/D_{H_2}$ (at 298 K the diffusion coefficient is $D_{H_2}=7.79 \cdot 10^{-5}$ m²/s) and is much shorter, $2.2^2/7.79 \cdot 10^{-5}=62051$ s or 0.7 days. This implies that we could expect quasi-uniform distribution of hydrogen in a garage without ventilation during dispersion of permeated hydrogen. Indeed, numerical simulations confirmed that in-homogeneity of hydrogen distribution is negligible (difference between hydrogen concentration at the ceiling and on the bottom is about 0.003% by volume, which is far below the lower flammability limit of 4% by volume). It is expected that tests with high pressure hydrogen of Type 4 in sealed enclosure will confirm this finding.

Gaseous hydrogen

In permeation no very critical/urgent issues have been identified. Nevertheless some issues are still open:

- Experiments with dispersion of hydrogen permeated from real tank in room-like enclosure with controlled ACH (air change per hour) or sealed are required.
- More experiments are required for validation, extending the existing CEA database, such as experiments with the very limiting low flow rates used (0.03 L/min).
- Experiments/simulations using the real release geometry to investigate the effect of geometry (i.e. the storage cylinders instead of a nozzle).
- Experiments/simulations including the car/bus geometry to investigate the effects on the dispersion pattern and the conditions of dangerous hydrogen accumulation within the vehicle compartments (such as luggage compartment, passenger compartment).
- Effect of natural ventilation parameters (ACH; size, location and number of vents; wind, etc) on distribution of permeated hydrogen within enclosure are not clarified yet.
- CFD validation using different turbulence models/codes available to stakeholders.

Compared to liquid hydrogen, a larger number of experimental work and numerical simulations have been carried out with gaseous hydrogen.

Since helium is not flammable and is the gas with the most similar features and behaviour to hydrogen regarding the dispersion properties, helium is often used as a substitute for hydrogen in experimental studies of release. A list of experimental investigations on helium and hydrogen release is provided in *Table 1*.

Depending on the system pressure, the flow through the leakage can be subsonic or sonic. Jets could be buoyancy or momentum dominated.

Releases from high pressure systems are characterised by under-expanded jet, which undergoes one or a series of normal and oblique shocks, depending on the pressure at the nozzle, with the first shock being a normal shock often referred to as the Mach disk. Different approaches are being used to model the under-expanded jets in the region close to the release source.

Capturing and completely describing the complex shock structure at the leakage requires a very fine computational mesh in a near to nozzle field and, unfortunately, unfeasible computer run-times if dispersion in a far field has to be simulated on the same grid.

Example of LES of under-expanded supersonic jet in a near field performed at the University of Ulster is shown in Figure 5 indicating high Mach numbers of flow within the barrel shock and highly non-uniform distribution of flow velocity after the Mach disk.

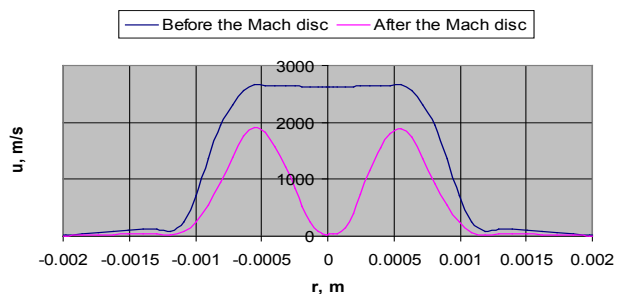
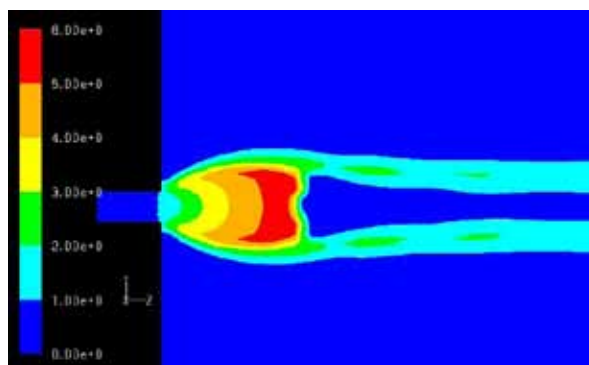


Figure 5: Under-expanded jet of hydrogen to air: flow Mach number (left-hand side); flow velocity before and after the Mach disk (right-hand side).

Table 1: Experiments of hydrogen and helium releases.

Hydrogen Experiments	Helium Experiments
Cerchiara et al., (2009)	Aihara et al., (1974)
Desilets et al., (2009)	Cariteau et al., (2009a, 2009b)
Friedrich et al., (2007, 2009)	Caron-Charles et al., (2001)
Fürst et al., (2005)	Chan et al., (1997)
FZK report, (2005)	Cheng et al., (2005a)
GEOMET final report IE-2647, (1993)	Djilali et al., (2009)
Hayashi et al., (2004)	Gupta et al., (2007)
Houf and Schefer, (2008)	Keagy and Weller, (1949)
Lacome et al., (2007)	Korobtsev et al., (2009)
Mattei et al., (2009)	Paillere and Tkatschenko, (2004)
Merilo et al., (2009)	Panchapakesan and Lumley, (1993)
Royle and Willoughby, (2009)	Pitts et al., (1986, 2009)
Schefer et al., (2008)	Swain et al., (1999)
Seifert and Giesbrecht, (1986)	Way Libby, (1970)
Shebeko et al., (1988)	
Shirvill et al., (2005, 2006)	
Swain et al., (1998, 2004)	
Takeno et al., (2005)	
Tanaka et al., (2005)	
Xiao et al., (2009)	
Chaineaux et al., (1991)	
Ruffin et al., (1996)	
Okabayashi et al., (2005)	

There are currently a number of investigations aiming at identifying the level of details that are necessary to be captured in the shock structure in order to correctly describe the dispersion of hydrogen in a far field.

Only a few numerical studies are concerned with highly under-expanded H₂ jets into the atmosphere because the very low density and the high sonic speed of H₂ render the numerical simulation strongly nonlinear and extremely challenging (Xu et al. 2005). Xu et al. (2005) suggested a two

step approach to overcome the very demanding requirements for the mesh resolution in the sonic release region. They performed the numerical simulation of the sonic release region close to the source, using a very fine mesh resolution in a small computational domain representing only the small region where the complex shock structure is formed. Subsequently they used the information on the flow from the first simulation as input for a second simulation with a much larger computational domain and with a coarser mesh resolution, representing the complete real scale

configuration without the near-source region. The authors (Xu et al. 2005) mentioned the lack of suitable experimental data for quantitative comparison to validate their numerical work, especially in the near release area.

A common simplified approach based on the concept of notional nozzle or pseudo source or effective diameter (Birch, 1984, 1987), (Ewan and Moodie, 1986), (Houf and Schefer, 2007) is followed to overcome the numerical difficulties of modelling the actual source. In this approach the region with the complex shock structure is not included in the simulations and the release is assumed to start from a region downstream of the Mach disk. The diameter and flow velocity at the pseudo source are calculated by applying mass and momentum conservation between the leakage and a point beyond the Mach disk where the pressure of the jet is equal to the ambient pressure. The pseudo-source approaches may incur in some inaccuracies due to the introduced assumptions (neglect of air entrainment into the jet, uncertainty of the assumed temperature) (Xu et al., 2005). In the HySafe Biennial Report on Hydrogen Safety (2007) it is suggested that such kind of approaches should be further investigated and validated in all relevant conditions.

In the work by Tchouvelev (Tchouvelev, 2008) a comparison between the actual and the pseudo-source approach of a H₂ release from a 430 bars system was made. It was found that the pseudo-source approach produced 25-30% longer extents in the flammable cloud than the actual leak modelling. The author stated that the main reason for this difference is the use of real gas hydrogen properties in the actual leak approach while the notional nozzle approach uses the ideal gas law. Another contributing factor is the different input velocity of sound used in the two approaches. In the actual leak approach, the velocity of sound is calculated at the critical temperature (1189 m/s) whereas in the pseudo-source approach at ambient conditions (1305 m/s).

Recently an alternative approach to calculate notional nozzle diameter, based on the conservation of mass and energy and the use of Abel-Noble equation to account for non-ideal behaviour of hydrogen at high pressures, has been suggested (Molkov, Makarov, Bragin, 2009). Validation of this approach coupled with the use of the similarity law by Chen and Rodi against available experimental data on axial decay of

hydrogen from underexpanded jets (Chaineaux et al., 1991: storage pressure 100 bar, orifice diameter 5, 12, 24 mm; Ruffin et al., 1996: 40 bar, 25-100 mm; Shirvill et al., 2005-2006: 10-172 bar, 1-12 mm; Okabayashi et al., 2005: 400 bar, 0.25-2 mm; Kuznetsov et al., 2005: 53-161 bar, 0.16-1 mm) is shown in Figure 6.

In the last version of the Phenomena Identification and Ranking Table (PIRT) report by Bengaouer et al., (2007) the modelling of the mixing process for choked flow releases was identified as a phenomenon for which still some uncertainties remain although it is understood on the whole.

Recently it was found that the presence of a surface in the proximity to the jet centreline result in an increase in the length of the flammable cloud compared to a free jet (Hourri et al., 2009; (Benard et al., 2009). Since the pipes and components are normally located in proximity of surfaces such as the ground/floor or walls, this effect should be thoroughly investigated.

The deviation of hydrogen behaviour from the ideal gas law grows with increasing pressure as shown by Mohamead et al. (2005) and Cheng et al. (2005b). Therefore at high pressure real gas laws have to be applied and real gas properties is another relevant area of investigation.

Based on the above, it is important to assess in a more systematic way the effect of using different source modelling approaches on the downstream behaviour of the jet.

Recently it has been demonstrated by a phenomenological theory of under-expanded jets, developed at the University of Ulster, and by LES that pressure losses in piping system have essential effect on mass flow rate and hence dispersion of hydrogen in a far field, in particular on the size of flammable envelope (Molkov and Bragin, 2009).

Many numerical investigations on hydrogen (or helium) release and dispersion have been performed: Angers et al. (2005), Babic et al. (2008), Barley et al. (2007, 2009), Cheng et al. (2005a, 2005b), Gallego et al. (2007), Heitsch et al. (2007), Jordan et al. (2007), Khaksarfard et al. (2009), Matsuura et al. (2008, 2009a, 2009b), Middha et al. (2009a, 2009b), Mukai et al. (2005), Nilsen et al. (2007), Papanikolaou et al. (2005, 2007, 2009a, 2009b, 2009c), Peneau et al. (2009), Sommersel et al. (2009), Tchouvelev et al. (2007a, 2007b),

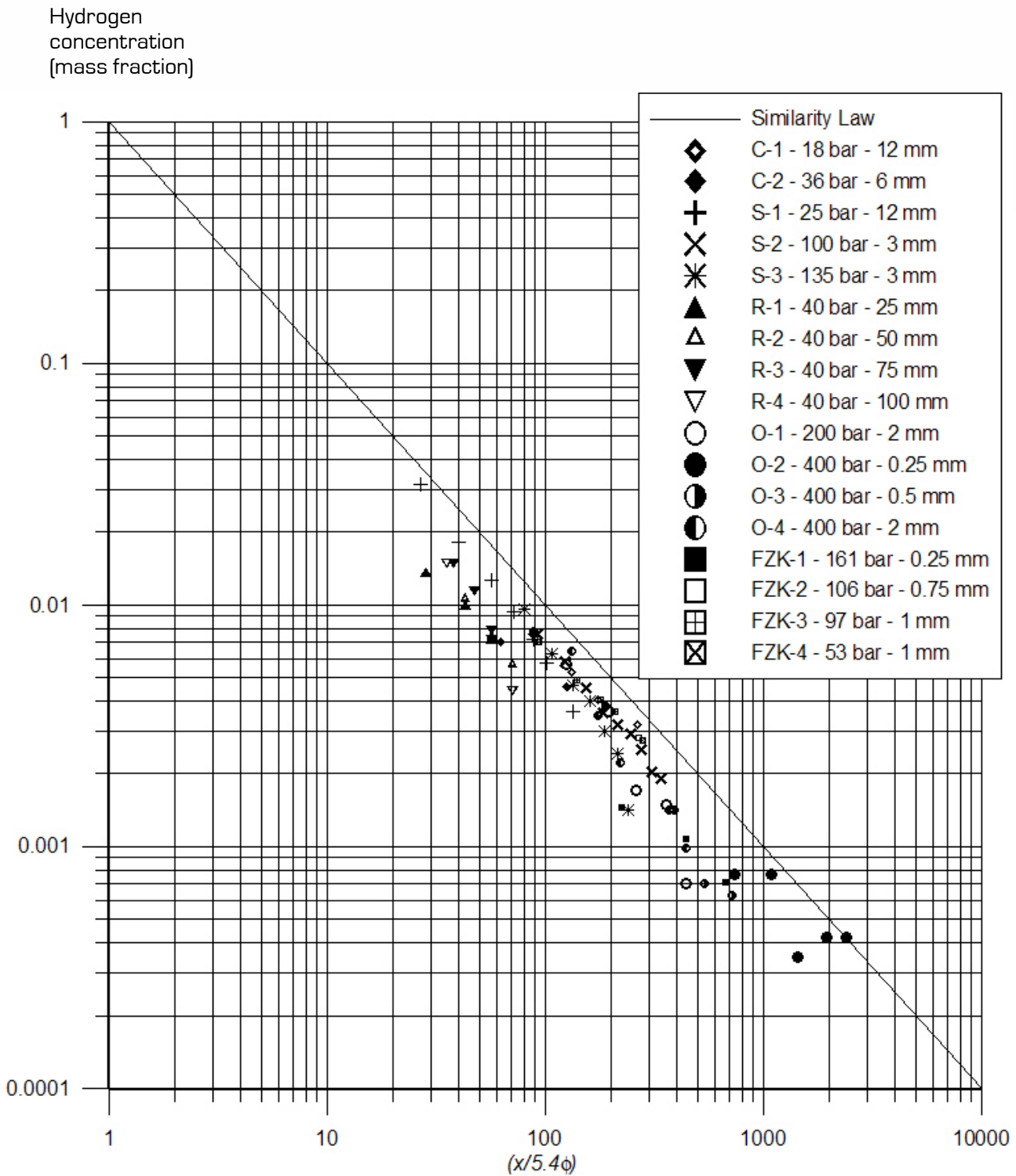


Figure 6: Validation of the under-expanded jet theory (Molkov, Makarov, Bragin, 2009) by experimental data on hydrogen concentration decay along the jet axis.

Venetsanos et al. (2009a, 2009b, 2008, 2003), Vudumu et al. (2009), Xu et al. (2005), Zhang et al. (2007), Zheng et al. (2009), Molkov et al. (2009).

A relevant number of issues are still open in gaseous hydrogen dispersion.

Very urgent/critical issues

- CFD simulation/validation of releases in real-complex configurations such as with barriers, obstacles, confinement, jet impingement, etc.
- Dispersion of hydrogen releases in enclosures with natural or forced ventilation (effect of mass flow rate and direction; location, number, shape and area of vents; wind, etc.).
- Validation of notional nozzle theories, especially with small diameter of the nozzle below 1 mm when effect of pressure losses is significant.
- Effect of the wind on outdoor releases in areas with complex surroundings such as in urban streets.
- Surface effects on jet release depending on release pressure, release orifice and proximity to surface (both horizontal and vertical).
- Structure and hydrogen concentration decay in plane jets (from cracks).
- Interaction of multiple jets.
- Accounting for non-ideal behaviour of hydrogen at high pressures in CFD codes

Medium urgent/critical issues

- Effect of turbulence modelling, inter-comparison of RANS and VLES, hybrid models.
- Transient effects in high momentum jets.
- Dynamics of transition from momentum- to buoyancy-controlled flows in under-expanded hydrogen releases.

Less urgent/critical issues

- Minimum mesh resolution that is required for RANS and VLES in real scale configurations to describe the actual release source in the approach without the notional nozzle modelling.
- Downward free and impinging jets: effect on the flammable envelope as compared to vertical jets.
- Buoyancy effects on Gaussian distribution in the jet.
- Dynamics of unsteady releases (blow-downs, hydrogen bubbles, hydrogen puff, etc.).
- Cold jets in humid air (momentum sink or dead jets due to vapour condensation and super-entrainment into the jets).

Liquid hydrogen (LH2)

Release and dispersion of liquid hydrogen is an area where there is a significant lack of both experimental and modelling work. Very few experiments of LH2 spillages are available in the scientific literature (Witcofski and Chirivella, 1984), (Chirivella and Witcofski, 1986), (Dienhart, 1995), (Verfondern and Dienhart, 1997). Also, for liquid release as it happens for gas release, helium is sometimes used as replacement for hydrogen such as in the experiments of liquid helium spillages by Proust and co-workers (Proust et al., 2007). Given the low number of liquid hydrogen experiments, a few validation studies can be found in the literature (Molkov et al., 2005), (Venetsanos et al., 2007) (Verfondern and Dienhart, 2005), (Middha et al., 2009), (Winters and Houf, 2009).

Some fundamental knowledge gaps exist for LH2 release.

Very urgent/critical issues

- The physical properties of liquid hydrogen (properties of H₂ - but also of O₂ N₂, H₂O - close to saturation, departure from the ideal gas law at low temperature).
- Effect of humidity and temperature on release.
- Effect of buoyancy and wind on release.
- Two – phase jets

Medium urgent/critical issues

- Conductive, convective and radiative heat transfer issues between the cold hydrogen and the surrounding environment including air and the ground.
- Phase change issues such as the hydrogen evaporation and the condensation of nitrogen, oxygen, and water in the air.

The lack of experiments that can close the above open issues is a major obstacle to the validation of CFD tools and their applications. In addition, heat transfer and turbulence modelling at low temperatures is a challenging task.

4. Ignition and auto-ignition

A review of the postulated mechanisms for spontaneous ignition of hydrogen leaks can be found in the paper by Astbury and Hawksworth (2007): the reverse Joule–Thomson effect, the electro-static ignition, diffusion ignition (ignition behind a shock wave), sudden adiabatic compression and hot surface ignition.

In many CFD calculations of premixed flame propagation the ignition is modelled in a simple fashion, e.g. by artificial raising the temperature and the combustion products concentration in a limited number of computational cells or one cell in the ignition position. The simplified ignition model seems to perform well enough in the majority of the combustion cases if the purpose of the investigation is to study the flame propagation and the associated overpressures and heat fluxes after the ignition.

If the emphasis of the CFD investigation is to understand and predict if and when the spontaneous ignition occurs, a more sophisticated modelling is required. It is well known that hydrogen does not necessarily ignite spontaneously when released at high pressures (Astbury and Hawksworth, 2007) and identifying the conditions under which the self-ignition occurs is a major task for current investigations.

Dryer et al. (2007) stated that more experimental and computational work is required to quantitatively determine the envelope of parameters combin-

ations that mitigate or enhance spontaneous ignition characteristics of compressed hydrogen as a result of sudden release from a high pressure system. Some of the relevant parameters are the hydrogen pressure inside the vessel, the temperature of the compressed hydrogen and the surrounding air, and the length and the diameter of the pipe/opening through which the gas is released.

When high-pressure hydrogen is suddenly discharged into air, a shock wave is formed and it compresses/heats the air, which mixes with hydrogen at the contact surface. This causes a temperature rise of the hydrogen–air mixture, with the possibility of spontaneous ignition. If the ignition occurs inside the pipe, when the flame reaches the pipe exit, it can develop in a sustained jet fire or it can be quenched during the strong expansion that it undergoes when it comes out of the pipe. This phenomenon has been investigated in several experimental and numerical studies.

Experimental work on the topic was carried out by Dryer et al. (2007), Golub et al. (2007, 2008, 2009a, 2009b), Mogi et al. (2008, 2009), Desilet et al. (2009). Reported at FLUCOM 2009 conference last results of the Golub's group show that spontaneous ignition is possible for as low storage pressure as 13.5 bar.

Numerical investigations were performed by Bauwens et al. (2009), Bragin and Molkov (2009a, 2009b), Golub et al. (2007, 2008, 2009a, 2009b), Lee et al. (2009), Radulescu et al. (2007), Wen et al. (2009), Xu et al. (2008, 2009a, 2009b), and Yamada et al. (2009a, 2009b). Imamura et al. (2009) investigated ignition at ventilation duct outlet by electrostatic discharge.

From the qualitative point of view, it has been shown that CFD is capable of reproducing the ignition inside the pipe (Wen et al., 2009), (Bragin and Molkov, 2009a, 2009b) and the experimentally observed phenomenon of flame separation in the atmosphere (Bragin and Molkov, 2009a, 2009b). From the quantitative point of view, extensive validation work is still required.

The transition from the ignition to self sustained jet fires is more challenging and so far there are very few simulations of that phenomenon and only at small scales (Bragin and Molkov, 2009a, 2009b). Describing the transition requires very fine mesh resolution that can not be directly applied in three-dimensional real-scale situations.

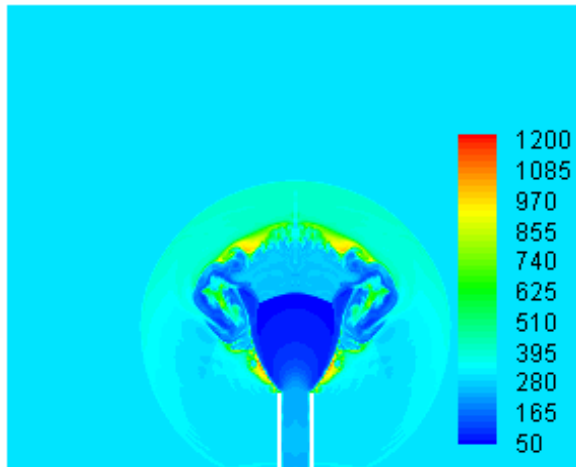


Figure 7: Temperature field generated by the hydrogen release from a high pressure tank (100 bars) through a pipe (courtesy of Prof. Wen and co-workers; Kingston University).

Another area of uncertainty that requires validation is the modelling of the transient during the opening/rupture of the membrane or valve that separates the high pressure hydrogen from the ambient pressure air.

An extremely relevant open issue concerns the application of CFD to hydrogen explosions for hazard and risk assessment and the role of the ignition location. Given an accident scenario, release simulations provide the time history of the flammable cloud with all the relevant information concerning flammable mass, flammable volume, distribution of hydrogen concentration and turbulence within the flammable cloud. For the deflagration simulation and DDT, the CFD user has to make a very sensitive decision on the time and location of ignition of the flammable cloud. Currently an agreed and validated simulation strategy that is capable to identify an ignition delay and position of ignition for the credible worst scenario does not exist. More validation experiments on ignition delay time and ignition source location are required in order to validate the CFD models and hazard/risk assessment strategy to be applied for hydrogen safety engineering.

To sum up, several current open issues exist in ignition modelling and they are considered as very critical.

Very urgent/critical issues

- Quantitative validation of CFD models.
- CFD modelling and validation of the membrane rupture and the associated transient processes, including mixing.
- CFD modelling of transition from spontaneous ignition to jet fires and/or the quenching of the spontaneous ignition.
- Development and validation of sub-grid scale models accounting for interaction of turbulence and chemistry. The required fine mesh resolutions that are used to simulate small scale experiments are not applicable yet in simulations of large real-scale configurations.
- Research and development of strategy for ignition delay time and position of ignition source for numerical simulations of deflagrations.
- Ignition in complex geometry with obstacles and some level of confinement have not been investigated enough experimentally so far.

5. Fires

During the hydrogen release from a high pressure system, an early ignition of the flammable cloud is more likely to develop into a jet-fire rather than into a deflagration with high overpressure.

Deflagrations are modelled as premixed flames while jet fires are treated mainly as non-premixed or diffusion flames. Partially-premixed models are applied by some research groups.

According to Poinso et al. (2005), many of the existing RANS models of turbulent non-premixed flames can be classified into two main approaches: a primitive variable method where the species mass fractions and temperature balance equations are not required and the mean reaction rates are not modelled. The conditional quantities (unknown variables) are provided from flamelet libraries or from balance equations such as in the Conditional Moment Closure or CMC model (Klimenko, 1990), (Bilger, 1993). In the reaction rate approach instead, balance equations for the species mass fraction are solved and the reaction rates have to be modelled as for turbulent premixed combustion.

A very well known LES approach for non-premixed flames is the Linear Eddy Model or LEM (Kerstein 1988, 1989, 1990, 1991, 1992), (McMurthy et al., 1992). Probability density functions can be extended from RANS to LES for species mass fraction or for reaction rates both for infinitively fast chemistry (Cook et al., 1994, 1999), (Reveillon et al., 1996) and for finite rate chemistry (Cook et al., 1998), (De Bruyn Kops et al., 1998).

Several experimental investigations of hydrogen jet fires have been performed (Blanc et al., 2009), (Gavrikov et al., 2009), (Grune et al., 2009), (Houf et al., 2007, 2009a, 2009b), (Imamura et al., 2008), (Kuznetsov et al., 2009), (Mogi et al., 2008, 2009), (Molina et al., 2007), (Proust et al., 2009) (Royle et al., 2009), (Schefer et al., 2006, 2007, 2008, 2009a, 2009b, 2009c), (Takeno et al., 2007), (Willoughby et al., 2009). The main aims of those studies are to identify the size (length and width) of the fire, the radiative properties according to the initial pressure in the tank and the outlet diameter and to investigate the effect of barriers on the fires.

Numerical simulations of jet fires from high pressure systems were performed by Zhang et al. (2007), Houf et al. (2009b), and Brennan et al. (2009).

Open issues in CFD modelling of hydrogen jet fires are:

Very urgent/critical issues

- A detailed and extensive CFD validation for large-scale H₂ jet fires is missing.
- CFD reproduction of flame length/width and temperature profiles for jet fires (even under conditions of decreasing notional nozzle and H₂ temperature during blowdown).
- Thermal and pressure effects of indoor hydrogen fires. The key issue to be addressed is the limit of mass flow rate from a pressure relief device that will not destroy the enclosure like garage.
- Impinging jet fires and heat transfer to structural elements, storage vessels and communication infrastructure.
- Effects of wind, surfaces, release direction, and obstacles on parameters of jet fires.

- Predictive simulations of blow-off, lift-off, and blow-out phenomena.
- Flames from plane jets (cracks).

Medium urgent/critical issues

- Combination of premixed and non-premixed cases requires further development and validation of partially-premixed models (validation of Takeno and Domingo index and of models within the Takeno/Domingo index approach)
- Self-extinction of hydrogen fires in enclosures and re-ignition.
- Dynamics of under-ventilated hydrogen jet fires in enclosures.

Less urgent/critical issues

- Modelling and simulations of micro-flames which can potentially cause domino effects. Quantitative reproduction by numerical simulations of flow rate for quenching and blow-off of micro-flames.

6. Deflagrations

Although extensive experimental and numerical investigations of hydrogen explosions have been performed, the quantitative reproduction of experimental data by one universal CFD model is still an open issue.

Deflagrations are explosions where the flame front propagates with a subsonic speed. The range of deflagration flame speed is quite wide, from few m/s in the laminar regime to many hundreds m/s or even above 1000 m/s in the fast deflagration regime, being the hydrogen sonic speed in standard conditions equal to 1295 m/s. After ignition, the early stages of propagation of the flame are in the laminar regime. Several different physical mechanisms cause the wrinkling of the flame and the increase of the burning rate, inducing the acceleration of the flame as described in the review by Ciccarelli and Dorofeev (2008). These mechanisms include gas dynamic instabilities (Landau-Darrieus instabilities), thermal-diffusive instabilities, and in case of confinement and/or obstacles Richtmeyer-Meshkov and/or Rayleigh-

Taylor instabilities, Kelvin-Helmholtz instabilities, acoustic instabilities, turbulence-chemistry interactions, etc.

By definition turbulent combustion is dominated by the turbulence-chemistry interactions. The different turbulent combustion regimes are usually represented in the Borghi diagram or regime diagram, as shown in Figure 8. The flame propagation regimes are identified in terms of the RMS velocity u' , the laminar burning velocity u_L , the integral length scale l , the flame thickness δ_L , the Damköhler number Da , the Karlowitz number Ka , and the turbulent Reynolds number, Re_L .

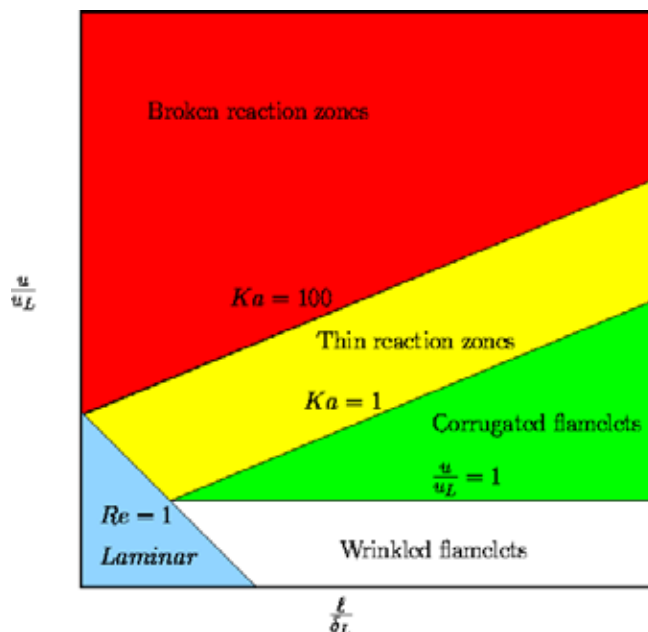


Figure 8: Regime diagram for premixed turbulent combustion regimes (Peters, 2000).

Both RANS and LES approaches require the closure of the governing equations by modelling of some terms in the equations such as the Reynolds stresses (turbulence term) and the mean source term (chemistry term) in RANS or the sub-grid stresses (turbulence term) and the filtered source term (chemistry term) in LES.

Turbulence modelling of non-reacting flows is a big issue and a huge field of investigation that will not be addressed in this report. It is sufficient to emphasize that the correct modelling of the turbulent terms is a pre-requisite for the correct modelling of the turbulent combustion problems.

Regarding the modelling of the flame front propagation, several approaches have been formulated. For RANS, they include the Eddy Break-

up or EBU (Spalding, 1971) and the Eddy Dissipation model (Magnussen and Hjertager, 1976), (Hjertager, 1982), the G-equation approach (Kerstein et al. 1988) (Peters, 1999, 2000), the Probability Density Function models such as the BML model (Bray, Moss and Libby, 1985), the Flame Surface Density models (Bray et al., 1989), (Watkins et al., 1996), and fractals models e.g. (Gouldin et al. 1989). The flame surface density can be determined also by means of a balance equation and several models exist to close that equation (Poinsot et al., 2005) such as the Cant-Pope-Bray model (Cant et al., 1990), the Coherent Flame Model (Duclos et al., 1993), the Mantel and Borghi model (1994), the Cheng and Diringer model (1991), and the Choi and Huh model (1998). Comparisons of various flame surface density models can be found in Duclos et al. (1993) and in Choi and Huh (1998).

The EBU model can be extended to a LES model by means of a sub-grid turbulent time scale (Fureby and Lofstrom, 1994) (Fureby and Moller, 1995). The modelling of the flame front propagation in LES is tackled by means of three main approaches: the artificially thickened flame approach (Butler et al., 1977), the flame front tracking approach (G-equation) (Kerstein et al. 1988) (Peters, 1999, 2000) and filtering the progress variable balance equation (Boger et al., 1998), (Knikker et al., 2002, 2004) (Weller et al., 1988) (Hawkes et al., 2000, 2001), (Molkov et al., 2005).

In the first (2005), second (2007) and third (2009) International Conference of Hydrogen Safety, numerical investigations of CFD hydrogen explosions were presented in Paillere et al. (2005), Breitung (2005), Gallego et al. (2005), Kotchourko (2005), Molkov et al., (2005), Nozu et al. (2005), Bédard-Tremblay et al. (2007), Hansen and Middha (2007), Sommersel et al. (2007), Bauwens et al. (2009), and Rao et al. (2009, 2010).

Validation calculations of hydrogen explosions using an LES approach were performed by Molkov et al. (2006) (explosion in an empty 547-m³ vented enclosure), by Hashimoto and Matsui (2007) (explosion inside two rooms connected by a duct), by Makarov et al. (2007) (explosion in a vented spherical vessel). Venetsanos et al. carried out the RANS numerical analysis of a real-accident in a Stockholm district (Venetsanos et al., 2003) and the numerical simulations of hydrogen release and explosions in an urban district and in a tunnel (Venetsanos et al., 2007). Middha and Hansen published recently results of CFD validation of

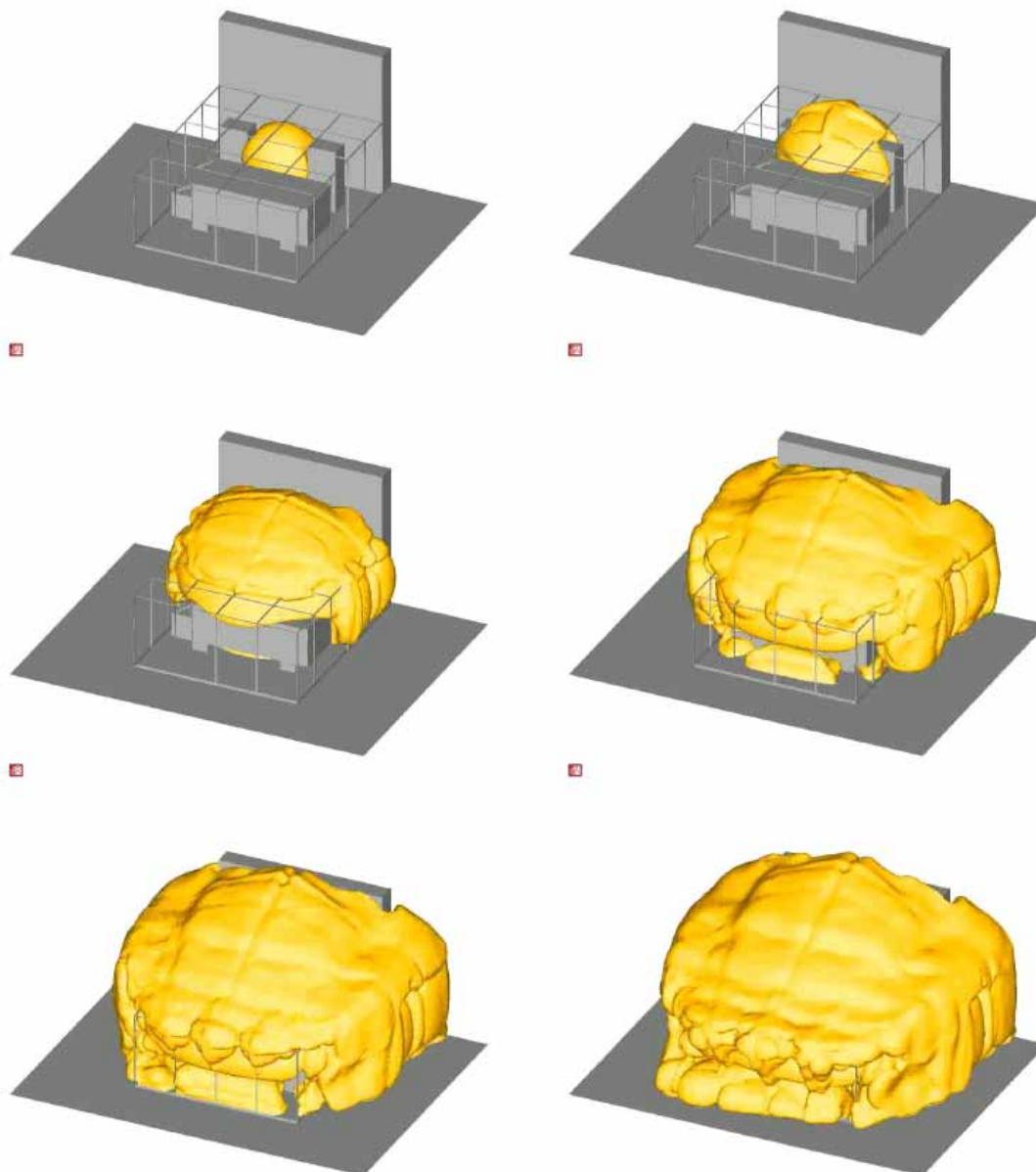


Figure 9: Flame propagation in a mock-up hydrogen refuelling station (Middha and Hansen, 2009).

hydrogen explosions in a channel with baffles, in a vented tube, in a mock-up refuelling station and in a partial confined geometry (Middha and Hansen, 2009). In the HySafe NoE (www.hysafe.org), numerical validation exercise of hydrogen deflagrations in the open atmosphere (Garcia et al., 2010), in a refuelling station environment (Makarov et al., 2009) and in a tunnel (Baraldi et al., 2009) were performed.

One main issue in complex large scale geometry is the presence of objects with very small length scales. The geometrical representation of a hydrogen installation may contain hundreds or even

thousands of objects with pipes and other elements down to dimensions of 20 mm or less. Those small objects can not be neglected in the generation of the computational mesh because they can have a significant effect on the flame surface area, and hence on deflagration development. On the other hand, a fully-resolved geometry would require an extremely fine mesh resolution that is often prohibitively expensive for the current computer resources. One approach to tackle the issue is the use of sub-grid modelling or Porosity Distributed Resistance (PDR). The PDR validation of the flow and flame interactions with the sub-grid obstacles is still an open issue.

Some of the main open issues in CFD modelling of deflagrations are:

Very urgent/critical issues

- Currently a single physical model and numerical tool that can cover the entire range of phenomena in flame acceleration and propagation does not exist. There are many numerical combustion models but it seems that the range of applicability of many models is limited to a specific type of event/regime.
- More experimental research is needed on laminar burning velocity for all ranges of pressure, temperature and equivalence ratio.
- The effects of thermo-diffusive instabilities, flame stretch and curvature on the flame speed are not completely understood from the quantitative point of view and in connection with numerous mechanisms affecting burning rate of hydrogen-air mixtures.
- CFD modelling and predictive simulation of all flame acceleration mechanisms or mechanisms increasing mass burning rate, including the transition between different combustion regimes such as the transition from laminar flame to turbulent regime.
- Representation of unresolved small-scale geometries in the computational mesh by physical models.
- Development of multi-phenomena combustion models that take into account mechanisms beyond an interaction between flow turbulence (intensity and scale) and combustion, e.g. Taylor instability, anisotropic effects, etc.
- Dynamics and physical mechanisms allowing to model coherent deflagrations in vented enclosures (parallel development of internal and external deflagrations). Effect of inertia of vent cover on explosion dynamics, including DDT.
- CFD validation of mitigation measures on deflagration strength e.g. appropriate use of water spray or water mist.
- CFD simulations/validation of explosions in real-scale configurations, such as complex geometry with multiple obstacles and different level of confinement.

Less urgent/critical issues

- Model constants are often adjusted in order to describe different combustion events and to enlarge artificially the range of applicability of the model. This should be clearly stated and it is expected that “varying constants” should be finally understood and explained in the scientific literature.
- Development and validation of very large eddy simulation (VLES) models and LES models in conditions of limited computer resources
- Partially premixed flames, in particular triple flames in hydrogen-air layers and their pressure effects in enclosed space.

7. Detonations and DDT

Detonations are explosions with a flame front that propagates at supersonic speed. Typically the pressure generated by a detonation is much larger than in a deflagration. Depending on mixture composition, initial conditions of pressure and temperature, and ignition energy, detonations can occur in two modes: a direct detonation where the detonation is formed instantaneously after the ignition or a transition from deflagration to detonation. In the latter case, after ignition the flame front travels at subsonic speed and later it undergoes a transition to supersonic speed through complex interactions between pressure waves, chemistry, turbulence and gas-dynamics. The onset of DDT is prompted by an explosion in an explosion and the typical situation which precedes the detonation onset is represented by a shock wave followed by a high speed subsonic deflagration. It was observed experimentally (Urtiew et al., 1966) that DDT can occur at least in four modes according to the location of the onset of detonation: at the flame front, at the shock front, between the flame and the shock front and at a contact discontinuity formed by the coalescence of two shock waves ahead of the flame. Detonations have a typical multidimensional cellular structure with incident, reflected, transverse shock waves, slip lines and triple points.

Direct detonations is in itself a very challenging phenomenon to be captured numerically but even more difficult is the transition from deflagration to detonations (DDT) because it involves different

combustion regimes with different propagation mechanisms and different length scales.

Both DDT and the multi-cellular structure of detonations require an extremely fine mesh resolution of the order of microns that can be used only in small computational domains and not in real scale situations.

Many numerical works on hydrogen detonations both in 1D and in 2D have been performed (Oran et al., 1981, 1998, 1999) (Liang and Bauwens, 2005) (Radulescu et al., 2005, 2007) (Liang et al., 2007) (Bedard-Tremblay et al., 2009a) (Heidari et al., 2009). Due to the rapid growth in computational power, it became also feasible to perform simulations of the 3D multi-cellular structure of a H₂ detonation wave (Williams et al., 1996, 1997), (Tsuboi et al., 2002), (Eto et al., 2005). The resolution demands are much larger than the typical CFD resolution that can be used in real scale configurations. Since the relevant information for the risk assessment is the level of overpressures generated by the interactions of the Chapman-Jouget (CJ) pressure peak with the geometry and the obstacles, it may not be necessary to solve the multi-cellular structure of detonations. In a series of large-scale experiments on hydrogen detonations in RUT facility (310 m³) and their 3D numerical simulation (Breitung, et al., 1994, 1996), it has been shown that simulations are able to predict 3D loads on the confining structures from *fully developed detonations* without resolution of the detonation cellular structure. It was also noted (Dorofeev, 1996a) that *marginal detonations* and cases when detonation fails and reinitiates thereafter, require sufficient resolution of cellular structure or reaction zone for prediction of the loads. For the risk assessment purposes, in many cases, capturing the flame front without cellular structure could be sufficient to determine the relevant maximum overpressures of detonations propagating in a complex geometry (Bedard-Tremblay et al., 2008, 2009b). The physics and numerics of the numerical reproduction of the von Neumann spike and detonation pressure wave on very large meshes with use of the progress variable equation and the gradient method for propagation of the reaction front of the detonation wave is presented in the recent LES model of detonation (Zbikowski et al., 2008). The last approach gives up the real thickness of detonation wave to simulate the correct pressures. A validation of a LES approach for DDT calculations can be found in Vaagsaether et al. (2007) while a RANS approach was investigated by Middha et al. (2008).

It has been shown that the CJ wave speed depends upon heat release and not on details of the kinetic model (Bedard-Tremblay et al. 2009) and this allows using one-step chemistry models.

Heidari et al. (2009) developed a modelling approach for large scale hydrogen detonations. They conducted numerical simulations of the detonation tests carried out at the RUT tunnel facilities in Russia and achieved reasonably good agreement on pressure decay and the propagation speed of detonation. They also carried out predictions of planar hydrogen-air and propane-air clouds. Contrary to common belief that hot products will expand away from the centre of detonation, the predictions have revealed the existence of high negative drag impulse within the cloud. The later offers possible explanation to the directional indicators in the forensic evidence found in some major industrial accidents.

Fundamental in numerical hydrogen DDT is the work performed by Oran and coworkers (Gamezo et al., 2007, 2008), (Oran and Gamezo, 2007), (Kholkhlov et al., 1999a, 1999b) solving the Navier-Stokes equations with a one-step Arrhenius kinetics as combustion model. It must be again emphasized that the mesh resolution required to fully capture DDT can not be applied to real scale situations.

Apart from the prediction of DDT, the pressure field associated with the onset of detonations may be of interest for safety applications. It has been shown in many studies that DDT events may result in very high local overpressures. Given that the location of DDT is known or controlled by geometry (e.g. in reflection from the end-wall of a channel), the pressure field associated with DDT events may be simulated with an accuracy sufficient for engineering applications (Dorofeev, et al., 1996b).

Because of the mesh requirements and the complex physics, DDT is still one of the most challenging phenomena for CFD simulations. Probably, efforts should be concentrated on SGS modelling of DDT on coarse computational grids relevant to industrial scales.

Open issues in detonation and DDT are:

Very urgent/critical issues

- Development of models and quantitative reproduction of experimental data by CFD.

- Very high mesh resolution requirements or reliable SGS models of DDT.
- Simulations of pressure and impulse dynamics in real-scale complex geometries.

Medium urgent/critical issues

- Real gas properties and gas law.

8. Accident consequences

Combustion of hydrogen can be a reason for adverse pressure and thermal effects on people and surroundings. Explosions can cause damages to people, equipment and buildings due to the generated overpressures/impulse and to the flying debris (the so-called missile effect) while for fires the main safety concern is due to the heat fluxes.

IEA Hydrogen Implementing Agreement (HIA) Task 19 on hydrogen safety has been developing recommendations for uniform harm criteria to be used in the quantitative risk analysis of the hydrogen infrastructure. These recommendations, presented at ICHS3 in Ajaccio in September 2009 (LaChance et al., 2009), provide a comprehensive analysis of available engineering models (Probit functions) that allow the user to predict thermal and pressure effects associated with unwanted events and provide rationale for selection of the models most appropriate for hydrogen. It needs

to be noted here that the Probit functions shown below are generic and, thus, their validation for hydrogen is essential. CFD can play a critical role in this regard.

The final aim of the CFD analysis performed for risk assessments is the estimate of the level of the relevant parameters (overpressures, impulse, heat fluxes) in the region of the accidental event and its surroundings. From the distribution of those parameters in the accident region, it is possible to correlate the level of damages with the distance from the location of the explosions or the jet fires, identifying safety distances.

Damage criteria can be defined as in Table 2 and Table 3 for the heat fluxes and Table 5 for the overpressures (LaChance et al., 2009). The most widely used methodology to determine damages and take into account the heterogeneity in the response of the exposed population to the same dangerous phenomenon is based on the Probit equations (Ferradas et a., 2008). By means of the Probit equations, a statistical correlation between the magnitudes of the danger (overpressure, impulse, heat fluxes, weight and speed of the flying debris) and the percentage of the population affected is defined. Probit equations for damages due to radiation are shown in Table 4 while the Probit equations for harm due to overpressure/impulse and to the missile effect are listed in Table 6 (LaChance et al., 2009). As shown in the tables, there is not a unique Probit equation that is universally accepted. In Figure 10 and Figure 11, the Probit equations for heat fluxes and overpressure are illustrated and it must be emphasized that there is a certain level of scattering on the graph.

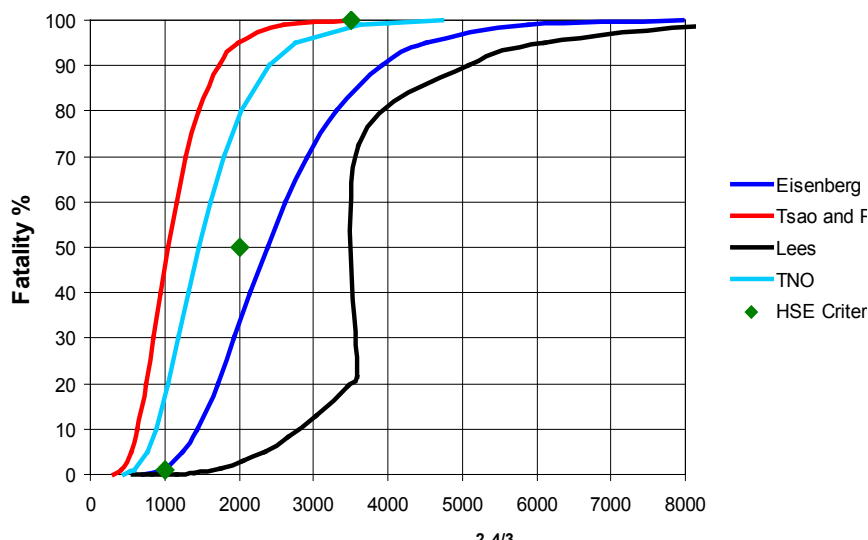


Figure 10: Thermal dose versus fatalities according to different Probit equations.

Physically underpinned and well validated CFD codes can provide relevant information about the pressure and the radiation field for the Probit correlations. For the missile effect, a relatively new area, FSI fluid-structure interaction, is developing

quickly in order to describe the structural failure, the subsequent fragmentation of the structure and the flying debris in case of TNT explosions (Casadei, 2008), (Giannopoulos et al., 2010). Nevertheless FSI has not been validated so far.

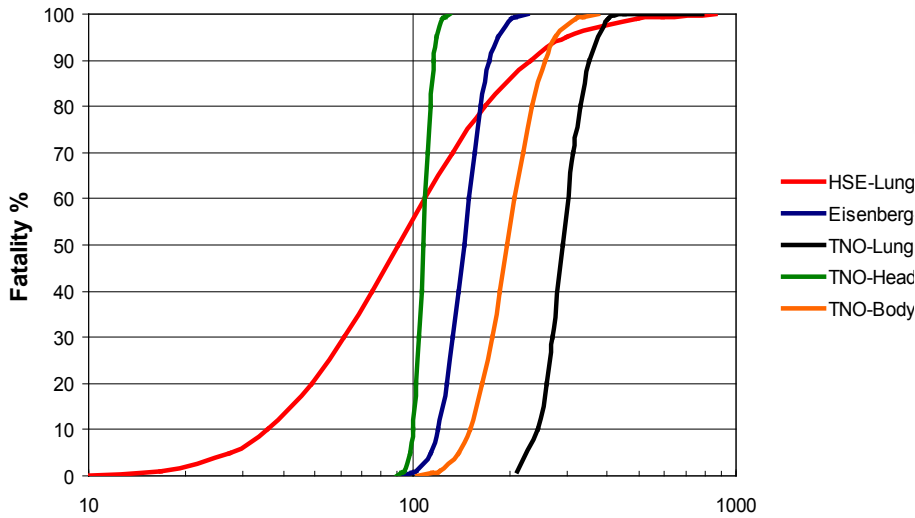


Figure 11: Overpressure versus fatalities according to different Probit equations.

Table 2: Harm criteria for heat fluxes to people (World Bank, 1988).

Thermal Radiation (kW/m ²)	Type of Damage
1.6	No harm for long exposures
4 to 5	Pain for 20 second exposure; first degree burn
9.5	Second degree burn after 20 seconds
12.5 to 15	First degree burn after 10 seconds; 1% lethality in 1 minute
25	Significant injury in 10 seconds; 100% lethality in 1 minute
35 to 37.5	1% lethality in 10 seconds

Table 3: Threshold doses for radiation burn (Pew, 1997).

Burn Severity	Threshold Dose (kW/m ²) ^{4/3s}	
	Ultraviolet	Infrared
First Degree	260-440	80-130
Second Degree	670-1100	240-730
Third Degree	1220-3100	870-2640

Table 4: Thermal dose Probit functions for human response.

Reference	Probit Equation	Comment
First Degree Burn		
TNO, 1989	$Y = -39.83 + 3.0186 \ln [V_1]^t$	Based on Eisenberg model but accounts for infrared radiation.
Second Degree Burn		
TNO, 1989	$Y = -43.14 + 3.0186 \ln [V_1]^a$	Based on Eisenberg model but accounts for infrared radiation
Fatality		
Eisenberg, 1975	$Y = -38.48 + 2.56 \ln [V_1]^a$	Based on nuclear data from and (ultraviolet radiation)
Tsao et al., 1979	$Y = -36.38 + 2.56 \ln [V_1]^a$	Eisenberg model modified to account for infrared (2.23 factor)
TNO, 1989	$Y = -37.23 + 2.56 \ln [V_1]^a$	Tsao and Perry model modified to account for clothing (14%)
Lees, 1994	$Y = -29.02 + 1.99 \ln [V_2]^b$	Accounts for clothing, based on porcine skin experiments using ultraviolet source to determine skin damage, uses burn mortality information

^a $V_1 = I_4/3t = \text{thermal dose in } (W/m^2)^{4/3}s.$

^b $V_2 = F \cdot I_4/3t = \text{thermal dose in } (W/m^2)^{4/3}s \text{ where } F=0.5 \text{ for normally clothed population and } F=1.0 \text{ when clothing ignition occurs.}$

Table 5: Damage to humans, structures and equipment due to overpressures.

Overpressure (kPa)	Description of Damage
Direct Effects on People (Jeffries et al., 1997)	
13.8	Threshold for eardrum rupture
34.5 to 48.3	50% probability of eardrum rupture
68.9 to 103.4	90% probability of eardrum rupture
82.7 to 103.4	Threshold for lung hemorrhage
137.9 to 172.4	50% probability of fatality from lung hemorrhage
206.8 to 241.3	90% probability of fatality from lung hemorrhage
48.3	Threshold of internal injuries by blast
482.6 to 1379	Immediate blast fatalities
Indirect Effects on People (Jeffries et al., 1997)	
10.3 to 20.0	People knocked down by pressure wave
13.8	Possible fatality by being projected against obstacles
55.2 to 110.3	People standing up will be thrown a distance
6.9-13.8	Threshold of skin lacerations by missiles
27.6 to 34.5	50% probability of fatality from missile wounds
48.3 to 68.9	100% probability of fatality from missile wounds
Effects on Structures and Equipment (Guidelines, 1998)	
1	Threshold for glass breakage
15-20	Collapse of unreinforced concrete or cinderblock walls
20 to 30	Collapse of industrial steel frame structure
35 to 40	Displacement of pipe bridge, breakage of piping
70	Total destruction of buildings; heavy machinery damaged
50 to 100	Displacement of cylindrical storage tank, failure of pipes

Table 6: Probit functions for damage caused by overpressure.

Probit	Probit Equation	Application
Human Fatality		
AICHE, 1998, 2000	$Y = -77.1 + 6.91 \ln [P_S]^a$	Death due to lung hemorrhage
HSE (1991)	$Y = 1.47 + 1.371 \ln [P_S]^a$	Death due to lung hemorrhage
TNO (1989)	$Y = 5 - 5.74 \ln [4.2 P_0/P_{ef} + 1.3/i_{sc}]^b$	Death due to lung hemorrhage
TNO (1989)	$Y = 5 - 8.49 \ln [2430/P_S + 4 \times 10^8/P_Si]^c$	Death due to head impact
TNO (1989)	$Y = 5 - 2.44 \ln [7380/P_S + 1.3 \times 10^9/P_Si]^c$	Death due to whole body impact
TNO (1989)	$Y = -13.19 + 10.54 \ln [v_0]^d$	Death due to fragments > 4.5 kg
TNO (1989)	$Y = -17.56 + 5.3 \ln [S_1]^e$	Death due to fragment masses of 0.1 to 4.5 kg
TNO (1989)	$Y = -29.15 + 2.1 \ln [S_2]^f$	Death due to fragments masses of 0.001 to 0.1 kg
Structure Failure		
AICHE, 1998, 2000	$Y = -23.8 + 2.92 \ln [P_S]^a$	Total damage
TNO (1989)	$Y = 5 - 0.26 \ln [V_1]^g$	Minor damage
TNO (1989)	$Y = 5 - 0.26 \ln [V_2]^h$	Major damage
TNO (1989)	$Y = 5 - 0.22 \ln [V_3]^i$	Collapse

^a P_S = peak overpressure in Pa

^b P_0 = atmospheric pressure in Pa, $i_{sc} = i/(P_0^{1/2} m^{1/3})$, m = mass of person in kg, $P_{ef} = P_S + 5P_S^2/(2P_S + 1.4 \times 10^6)$, and P_S = peak overpressure in Pa

^c P_S = peak overpressure in Pa, i = impulse of the shock wave (Pa*s)

^d v_0 = debris velocity in m/s

^e $S_1 = 0.5 * m * v_0^2$, m = debris mass in kg, v_0 = debris velocity in m/s

^f $S_2 = m * v_0^{5.115}$, m = debris mass in kg, v_0 = debris velocity in m/s

^g $V_1 = (4600/P_S)^{3.9} + (110/i)^{5.0}$, P_S = peak overpressure in Pa, i = impulse of the shock wave in (Pa*s)

^h $V_2 = (17500/P_S)^{8.4} + (290/i)^{9.3}$, P_S = peak overpressure in Pa, i = impulse of the shock wave (Pa*s)

ⁱ $V_3 = (40000/P_S)^{7.4} + (460/i)^{11.3}$, P_S = peak overpressure in Pa, i = impulse of the shock wave (Pa*s)

9. Conclusions

The report describes the findings of a workshop that was held at the Institute for Energy and Transport (JET) in Petten Netherlands, on the topic “Gap analysis of CFD modelling of hydrogen release and combustion”. The main topic was divided in 6 sub-topics: release and dispersion, auto-ignition, fires, deflagrations, detonations and DDT, and accident consequences.

For each sub-topic, the main gaps in CFD modelling were identified and prioritised. Further development/validation of CFD code(s) for simulations of hydrogen safety related phenomena is a general issue that affects all sub-topics.

It must be emphasized that a model evaluation protocol for CFD applications for hydrogen safety, as the one developed for LNG dispersion (Ivings et al., 2007, 2008), does not exist. In order to apply

CFD with full confidence in the accuracy of the simulation results, for each hydrogen sub-topic a validation protocol or model evaluation protocol should be developed. The benchmarking activities of the protocol should be based on a matrix of experiments. Carrying out new experiments may be necessary, at least for some sub-topics, in order to assure that the matrix covers all the relevant aspects of the physical phenomena. The protocol will be the procedural tool to identify the more suitable models for each sub-topic and to define the level of uncertainties for all the tested models/codes.

Moreover the protocol could work as a catalyst to accelerate both the improvements of existing codes and models and the developments of new models/codes with increased predictive capabilities.

10. References

- EC, 2007. Communication from the Commission: A European strategic energy technology plan (SET-Plan)—Towards a low carbon future, Brussels, 22 November 2007, COM (2007) 723 final.
- DoE, 2007 DoE, 2007. Hydrogen, Fuel Cells & Infrastructure Technologies Program-Multi-Year Research, Development, and Demonstration Plan. Planned program activities for 2005-2015.
- <http://www.hysafe.net>
- Baraldi D., Kotchourko A., Lelyakin A., Yanez J., Middha P., Hansen O.R., Gavrikov A., Efimenko A., Verbecke F., Makarov F., Molkov V. An inter-comparison exercise on CFD model capabilities to simulate hydrogen deflagrations in a tunnel. *International Journal of Hydrogen Energy* 34, 7862–7872, 2009.
- Baraldi D., Kotchourko A., Lelyakin A., Yanez J., Gavrikov A., Efimenko A., Verbecke F., Makarov D., Molkov V., Teodorczyk A., An inter-comparison exercise on CFD model capabilities to simulate hydrogen deflagrations with pressure relief vents. *International Journal of Hydrogen Energy* (2010) In press, doi:10.1016/j.ijhydene.2010.08.106.
- Bengaouer A., H. Paillère, et al. Report on Phenomena/Scenario Ranking: Results of the PIRT (Phenomena Identification and Ranking Table) exercise. HySafe project report. 2007.
- Chakraborty N., Cant R.S. Influence of Lewis number on curvature effects in turbulent premixed flame propagation in the thin reaction zones regime. *Phys. Fluids* 17, 1-20, 2005.
- Coldrick S., Lea C.J. and Ivings M.J., Validation database for evaluating vapor dispersion models for safety analysis of LNG facilities. Guide to the LNG Model Validation Database. The Fire Protection Research Foundation, 2009.
- Gallego E, Migoya E, Martín-Valdepeñas JM, Crespo A, García J, Venetsanos A, Papanikolaou E, Kumar S, Studer E, Dagba Y, Jordan T, Jahn W, Hoiseth S, Makarov D, Piechna J. An intercomparison exercise on the capabilities of CFD models to predict distribution and mixing of H₂ in a closed vessel. *International Journal of Hydrogen Energy* 32, 2235 – 2245, 2007.
- García J, Baraldi D, Gallego E, Beccantini A, Crespo A, Hansen OR, Høiset S, Kotchourko A, D. Makarov, E. Migoya, Molkov V, Voort MM, Yanez J, An intercomparison exercise on the capabilities of CFD models to reproduce a large-scale hydrogen deflagration in open atmosphere. Accepted in *International Journal of Hydrogen Energy*, 2010.
- Hirsch C. and Tartanville B., Reynolds Averaged Navier-Stokes modelling for industrial applications and some challenging issues. *International Journal of Computational Fluid Dynamics*, 23, 295-303, 2009.
- Ivings M J, Jagger S F, Lea C J and Webber D M, Evaluating vapor dispersion models for safety analysis of LNG facilities, The Fire Protection Research Foundation, 2007.
- Ivings M J, Webber D.M., Gant S.E., LNG source term models for hazard analysis: a review of the state of the art and an approach to model assessment. MSU 2008/24. HSE draft report. 2008.
- Jordan T., Latest Advances in Hydrogen Safety R&D. 3rd International Conference on Hydrogen Safety, Ajaccio, France, Sept. 16-18, 2009.
- Jordan T, García J, Hansen O, Huser A, Ledin S, Middha P, Molkov V, Travis J, Venetsanos A, Verbecke F, Xiao J. Results of the HySafe CFD validation benchmark SBEPV5. In: 2nd International Conference on Hydrogen Safety. S. Sebastian, Spain, 11-13 September, 2007.
- Kotchourko A., Advances in modelling. 3rd International Conference on Hydrogen Safety, Ajaccio, France, Sept. 16-18, 2009.
- Luketa-Hanlin A, Koopman R P and Ermak D L, On the application of Computational Fluid Dynamics code for liquefied natural gas dispersion, *Journal of Hazardous Materials*, 140, 504 – 517, 2007.
- Makarov D, Verbecke F, Molkov V, Roe O, Skottenne M, Kotchourko A, Lelyakin A, Yanez J, Hansen O, Middha P, Ledin S, Baraldi D, Heitsch M, Efimenko A, Gavrikov A. An inter-comparison exercise on CFD model capabilities to predict a hydrogen explosion in a simulated vehicle refuelling environment. *International Journal of Hydrogen Energy* 34, 2800-2814, 2009.

Makarov D, Verbecke F, Molkov, Kotchourko A, Lelyakin A, Yanez J, Baraldi D, Heitsch M, Efimenko A, Gavrikov A. An intercomparison of CFD models to predict lean and non-uniform hydrogen mixture explosions. *International Journal of Hydrogen Energy*. 35 (2010) 5754–5762.

MEGGE Gas Explosion Model Evaluation Protocol, Model Evaluation Group, European Communities, Directorate-General XII, Science Research and Development, January 1996.

Molkov V., Closing knowledge gaps in hydrogen safety. 3rd International Conference on Hydrogen Safety, Ajaccio, France, Sept. 16-18, 2009.

Oberkampf W.L., Trucano T.G., Verification and validation benchmarks. *Nuclear Engineering and Design* 238, 716–743, 2008.

Papanikolaou, E.A., Venetsanos, A., Heitsch, M., Baraldi, D., Huser, A., Pujol, J., Garcia, J. and Markatos, N. HYSAFE SBEP-V20: numerical studies of release experiments inside a naturally ventilated residential garage. Accepted in *International Journal of Hydrogen Energy*, 2010.

Pope S.B., *Turbulent flows*, Cambridge University Press, 2000.

Smith B. The establishment of a web-portal for the assessment of CFD in reactor safety analysis. NURETH-13, Kanazawa, Japan, September 27 - October 2, 2009.

Tchouvelev A., Hydrogen Implementing Agreement, Task 19 – Hydrogen Safety, Knowledge gaps in hydrogen safety – A white paper, January 2008.

Venetsanos A, Papanikolaou E., Hansen O.R., Middha P., Garcia J., Heitsch M., Baraldi D., Adams P. HySafe Standard benchmark Problem SBEP-V11: Predictions of hydrogen release and dispersion from a CGH₂ bus in an underpass. Accepted in *International Journal of Hydrogen Energy*, 2010.

Venetsanos A, Papanikolaou E, Delichatsios M, Garcia J, Hansen OR, Heitsch M, Huser M, Jahn W, Jordan T, Lacombe JM, Ledin HS, Makarov D, Middha P, Studer E, Tchouvelev AV, Teodorczyk A, Verbecke F, Van der Voort MM. An inter-comparison exercise on the capabilities of CFD models to predict the short and long term distribution and mixing of hydrogen in a garage. *International Journal of Hydrogen Energy* 34, 5912-5923, 2009.

Permeation

Adams P., Bengaouer A., Cariteau B., Molkov V., Venetsanos A.G., Estimation of an Allowable Hydrogen Permeation Rate From Road Vehicle Compressed Gaseous Hydrogen Storage Systems In Typical Garages; Part 1 – Introduction, scenarios, and estimation of an allowable permeation rate, 3rd International Conference on Hydrogen Safety, Ajaccio, France, Sept. 16-18, 2009a.

Adams, P., Bengaouer A., Cariteau B, Makarov, D., Molkov, V., E. Papanikolaou, Saffers, J-B., Tkatschenko I., Venetsanos A.G., Deliverable D74 HySafe, Allowable Hydrogen Permeation Rate For Automotive Applications, 2009b.

Cariteau B, Brinster J, Tkatschenko I., (2009), Experiments on the distribution of concentration due to buoyant gas low flow rate release in an enclosure. 3rd International Conference on Hydrogen Safety, Ajaccio, France, Sept. 16-18, 2009.

SAE International Technical Information Report For Fuel Systems In Fuel Cell And Other Hydrogen Vehicles, J2579, USA, Jan 2009.

Saffers, J-B., Makarov, D. and Molkov, V., Estimation of an Allowable Hydrogen Permeation Rate From Road Vehicle Compressed Gaseous Hydrogen Storage Systems In Typical Garages; Part 3 – Modelling and numerical simulation of hydrogen permeation in a garage with adiabatic walls and still air, 3rd International Conference on Hydrogen Safety, Ajaccio, France, Sept. 16-18, 2009.

Venetsanos A.G., E. Papanikolaou, Cariteau B., Adams P., Bengaouer A., Estimation of an Allowable Hydrogen Permeation Rate From Road Vehicle Compressed Gaseous Hydrogen Storage Systems In Typical Garages; Part 2 – CFD dispersion calculations using the ADREA-HF code and experimental validation using helium tests at the GARAGE facility, 3rd International Conference on Hydrogen Safety, Ajaccio, France, Sept. 16-18, 2009a.

Venetsanos A.G., Papanikolaou E., Bartzis J.G., The ADREA-HF CFD code for consequence assessment of hydrogen applications, Submitted to *International Journal Hydrogen Energy*, September 2009b.

Gaseous hydrogen

- Aihara Y., et al., Effects of an air stream on turbulent diffusion of helium jet from a small nozzle, *Phys. Fluids*, 17, 665-673, 1974.
- Angers, B., et al., Simulations of Hydrogen Releases from Storage Tanks: Dispersion and Consequences of Ignition, 1st International Conference on Hydrogen Safety, Pisa, Italy, September 8-10, 2005.
- Babić, M., Kljenak, I. and Mavko B., Prediction of light gas distribution in experimental containment facilities using the CFX4 code, *Nuclear Engineering and Design*, 238, 538-550, 2008.
- Barley, C.D., Gawlik, K. Buoyancy-driven ventilation of hydrogen from buildings: Laboratory test and model validation. *International Journal of Hydrogen Energy*, 34, 5592-5603, 2009.
- Barley, C.D., Gawlik, K., Ohi, J., et al., Analysis of buoyancy-driven ventilation of hydrogen from buildings, 2nd International Conference on Hydrogen Safety, San Sebastian, Spain, 2007.
- Benard P., Hourri A., Angers B., Tchouvelev A., Agranat V. Effects of surface on the flammable extent of hydrogen jets. 3rd International Conference on Hydrogen Safety, Ajaccio, France, Sept. 16-18, 2009.
- Birch, A.D., Brown, D.R., Dodson, M.G. and Swaffield, F., The structure and concentration decay of high pressure jets of natural gas, *Combustion Science and Technology*, Vol. 36, pp. 249-261, 1984.
- Birch, A.D., Hughesm D.J. and Swaffield, F., Velocity Decay of High Pressure Jets, *Combustion Science and Technology*, Vol. 52, pp. 161-171, 1987.
- Cariteau B., Brinster J., Tkatschenko I. Experiments on the distribution of concentration due to buoyant gas low flow rate release in an enclosure. 3rd International Conference on Hydrogen Safety, Ajaccio, France, Sept. 16-18, 2009.
- Cariteau B., Brinster J., Studer E., Tkatschenko I., Joncquet G. Experimental results on the dispersion of buoyant gas in a full scale garage from a complex source. 3rd International Conference on Hydrogen Safety, Ajaccio, France, Sept. 16-18, 2009.
- Caron-Charles M. and Blumenfeld L., The MISTRA experiment for Field Containment Code Validation: First Results, 9th Int. Conf. on Nuclear Engineering, Ninth International Conference On Nuclear Engineering (ICONE-9), Nice, France, April 8-12, 2001.
- Cerchiara G., Carcassi M., Mattei N., Schiavetti M., Natural and forced ventilation study in an enclosure hosting a fuel cell. 3rd International Conference on Hydrogen Safety, Ajaccio, France, Sept. 16-18, 2009.
- Chan C.K., et al., Gas mixing in a large scale enclosure, in Proc. International (5 countries) Cooperative Exchange Meeting on Hydrogen in Reactor Safety, Toronto, Canada, June 8-20, 1997.
- J. Chaineaux, G. Mavrothalassitis, J. Pineau, Modelization and Validation of the Discharge in Air of a Vessel Pressurized by Flammable Gas, *Progress in Astronautics and Aeronautics*, Vol. 134, pp 104-137, 1991.
- Cheng, Z., Agranat V.M. and Tchouvelev A.V., Vertical turbulent buoyant He jet – CFD modeling and validation, 1st International Conference on Hydrogen Safety, Pisa, Italy, 2005a.
- Cheng, Z., Agranat, V.M., Tchouvelev A.V., PRD H₂ release and dispersion, a comparison of CFD results obtained from using ideal and real gas law properties, 1st International Conference on Hydrogen Safety, Pisa, Italy, 2005b.
- Desilets S., Cote S., Benard P., Tchouvelev A., Nadeau G. Experimental results and comparison with simulated data of a low pressure hydrogen jet. 3rd International Conference on Hydrogen Safety, Ajaccio, France, Sept. 16-18, 2009.
- Djilali N., Wu T.C., Oshkai P., Chernyavsky B. Numerical and experimental investigation of buoyant gas release. 3rd International Conference on Hydrogen Safety, Ajaccio, France, Sept. 16-18, 2009.
- Ewan, B.C.R. and Moodie, K., Structure and Velocity Measurements in Underexpanded Jets, *Combustion Science and Technology*, Vol. 45, pp. 275-288, 1986.

- Friedrich, A., et al. Experimental study of jet-formed hydrogen-air mixtures and pressure loads from their deflagrations in low confined surroundings, 2nd International Conference on Hydrogen Safety, San Sebastian, Spain, Sept. 11-13, 2007.
- Friedrich A., Kotchourko N., Stern G., Veser A. Hyper experiments on catastrophic hydrogen releases inside a fuel cell enclosure. 3rd International Conference on Hydrogen Safety, Ajaccio, France, Sept. 16-18, 2009.
- Fürst S., Dub M., Gruber M., Lechner W. and Müller C., Safety of hydrogen-fueled motor vehicles with IC engines, 1st International Conference on Hydrogen Safety, Pisa, Italy, September 8-10, 2005.
- Gallego E., Migoya E., Martín-Valdepeñas J.M., Crespo A., García J., Venetsanos A., Papanikolaou E., Kumar S., Studer E., Dagba Y., Jordan T., Jahn W., Høiset S., Makarov D., Piechna J., An inter-comparison exercise on the capabilities of CFD models to predict distribution and mixing of H₂ in a closed vessel. International Journal of Hydrogen Energy, 32, 2235-2245, 2007.
- GEOMET final report IE-2647 Hydrogen Emissions from EV Batteries Undergoing Charging in Residential Garages, prepared for Electric Power Research Institute, Palo Alto, CA, by GEOMET Technologies, Inc., October 22, 1993.
- Gupta, S., Brinster, J., Studer, E., Tkatschenko, I., Hydrogen related risks within a private garage: concentration measurements in a realistic full scale experimental facility, 2nd International Conference on Hydrogen Safety, San Sebastian, Spain, 11-13 September, 2007.
- Hayashi T. and Watanabe S., Hydrogen Safety for Fuel Cell Vehicles, Proceeding of WHEC-15, Yokohama, 2004.
- Heitsch, M., Baraldi, D., Moretto, P., et al., Safety of laboratories for new hydrogen technique, 2nd International Conference on Hydrogen Safety, San Sebastian, Spain, 2007.
- HySafe, Biennial Report on Hydrogen Safety. Chapter III: Accidental phenomena and consequences, June 2007, <http://www.hysafe.org/>.
- Houf, W. and Schefer R., Analytical and experimental investigation of small-scale unintended releases of hydrogen, Int. J. of Hydrogen Energy, 33, pp. 1435-1444, 2008.
- Jordan, T., Garcia, J., Hansen, O.R., et al., Results of the HySafe CFD Validation Benchmark SBEPV5, 2nd International Conference on Hydrogen Safety, San Sebastian, Spain, 2007.
- Hourri A., Angers B., Bénard P. Surface effects on flammable extent of hydrogen and methane jets. International Journal of Hydrogen Energy, 34, 1569-1577, 2009.
- Keagy W.R. and Weller A.E., A study on freely expanding inhomogeneous jets, Transfer Fluid Mech inst. X, 89-98, 1949.
- Khaksarfard R., Paraschivoiu M. Numerical investigation of hydrogen dispersion into air. 3rd International Conference on Hydrogen Safety, Ajaccio, France, Sept. 16-18, 2009
- Korobtsev S., Denisenko V., Kirillov I., Nikolaev I. Hydrogen-air explosive envelope behavior in confined space at different leak velocities. 3rd International Conference on Hydrogen Safety, Ajaccio, France, Sept. 16-18, 2009.
- Kuznetsov M. FZK H₂ distribution tests in free turbulent jet, Contract Report, BM 3444044, 2005.
- Lacome J.M., Dagba Y., Jamois D., Perrette L., Proust Ch., Large-Scale Hydrogen Release In An Isothermal Confined Area, 2nd International Conference on Hydrogen Safety, San Sebastian, Spain, 11-13 September, 2007.
- Matsuura, K., Nakano M., Ishimoto J., The sensing-based adaptive risk mitigation of leaking hydrogen in a partially open space. International Journal of Hydrogen Energy, 34, 8770-8782, 2009a.
- Matsuura K., Effects of the geometrical configuration of a ventilation system on leaking hydrogen dispersion and accumulation. International Journal of Hydrogen Energy, 34, 9869-9878, 2009b.
- Matsuura, K., Kanayama, H., Tsukikawa H., Inoue M., (2008), Numerical simulation of leaking hydrogen dispersion behavior in a partially open space, Int. Journal of Hydrogen Energy, 33, 240-247, 2008.

- Mattei N., Carcassi M., Schiavetti M., Experimental studies on wind influence on hydrogen release from low pressure pipelines, 3rd International Conference on Hydrogen Safety, Ajaccio, France, Sept. 16-18, 2009.
- Merilo E., Groethe M., Colton J., Chiba S. Experimental study of hydrogen release accidents in a vehicle garage. 3rd International Conference on Hydrogen Safety, Ajaccio, France, Sept. 16-18, 2009.
- Middha P., Hansen O.R. CFD simulation study to investigate the risk from hydrogen vehicles in tunnels International Journal of Hydrogen Energy, 34, 5875-5886, 2009a.
- Middha P., Hansen O.R., Storvik I.E., Validation of CFD-model for hydrogen dispersion. Journal of Loss Prevention in the Process Industries, 22, 1034-1038, 2009b.
- Mohamed K., Paraschivoiu M. Real gas simulation of hydrogen release from a high pressure chamber. International Journal of Hydrogen Energy, 30, 903-912, 2005.
- Molkov V., Makarov D., Bragin M. Physics and modelling of under-expanded jets and hydrogen dispersion in atmosphere. In: Physics of extreme state of matter 2009 (selected papers presented at the XXIII International Conference on Interaction of Intense Energy Fluxes with Matter, Elbrus, 1-6 March 2009). Editors: Fortov V.E., et al., Chernogolovka, 143-145, 2009.
- Molkov V., Bragin M. High-pressure hydrogen leak through a narrow channel. In: Non-equilibrium Phenomena: Plasma, Combustion, Atmosphere, Moscow, 332-338, 2009.
- Mukai, S., Suzuki, J., Mitsuishi, H., et al., CFD simulation on diffusion of leaked hydrogen caused by vehicle accident in tunnels, 1st International Conference on Hydrogen Safety, Pisa, Italy, 2005.
- Nilsen, S., Marangon, A., Middha, P, et al. Determination of hazardous zones for a generic hydrogen station – a case study, 2nd International Conference on Hydrogen Safety, San Sebastian, Spain, 2007.
- Okabayashi K., Nonaka T., Sakata N., Takeno K., Hirashima H., Chitose K., Characteristics of Dispersion for Leakage of high-pressurized Hydrogen Gas, Japan Society for Safety Engineering, Vol. 44 (6), 391-397, 2005.
- Paillere H. and Tkatschenko I., Synthesis of MISTRA experimental helium release and dispersion results for MH1 and MH2 tests, www.hysafe.org, 2004.
- Panchapakesan, N.R. and Lumley J.L., Turbulence measurements in axisymmetric jets of air and helium. Part 2. Helium jet, J. Fluid Mech. Vol. 246, pp. 225-247, 1993.
- Papanikolaou E., Venetsanos A.G., Cerchiara G.M., Carcassi M., Markatos N., CFD Simulations on Small Hydrogen Releases inside a Ventilated Facility, 3rd International Conference on Hydrogen Safety, Ajaccio, France, Sept. 16-18, 2009a.
- Papanikolaou, E.A., Venetsanos, A.G., Heitsch, M., Baraldi, D., Huser, A., Pujol, J., Makarov, D., Molkov, V., Javier, G. and Markatos, N., HySafe SBEP-V20: Numerical Predictions of release experiments inside a residential garage with passive ventilation, 3rd International Conference on Hydrogen Safety, Ajaccio, France, Sept. 16-18, 2009b.
- Papanikolaou E., Venetsanos A.G., Schiavetti M., Carcassi M., Markatos N., Consequence assessment of the BBC hydrogen refueling station, using the ADREA-HF code, 3rd International Conference on Hydrogen Safety, Ajaccio, France, Sept. 16-18, 2009c.
- Papanikolaou E. and Venetsanos A., CFD simulations of H₂ release and dispersion inside the storage room of a H₂ refueling station using the ADREA-HF code, 2nd International Conference on Hydrogen Safety, San Sebastian, Spain, 2007.
- Papanikolaou E. and Venetsanos A., CFD modeling for He releases in a private garage without forced ventilation, 1st International Conference on Hydrogen Safety, Pisa, Italy, 2005.
- Peneau F., Pedro G., Oshkai P., Benard P., Djilali N., Transient supersonic release of hydrogen from a high pressure vessel: A computational analysis, International Journal of Hydrogen Energy, 34, 2009.

- Pitts, W.M., et.al., Effects of global density and Reynolds number variations on mixing in turbulent, axisymmetric jets, NBSIR 86-3340, National Bureau of Standards, US Department of Commerce, 1986.
- Pitts W., Prasad K., Yang J., Fernandez M. Experimental characterization and modeling of helium dispersion in a \hat{A} -scale two-car residential garage. 3rd International Conference on Hydrogen Safety, Ajaccio, France, Sept. 16-18, 2009.
- Royle M., Willoughby D., Consequences of catastrophic releases of ignited and unignited hydrogen jet releases. 3rd International Conference on Hydrogen Safety, Ajaccio, France, Sept. 16-18, 2009.
- E. Ruffin, Y. Mouillau, J. Chaineaux, Large scale characterization of the concentration field of supercritical jets of hydrogen and methane, Journal of Loss Prevention in the Process Industry, Vol. 9, No. 4., pp. 279-284, 1996.
- Schefer, R.W., et al., Investigation of small-scale unintended releases of H₂: momentum-dominated regime, Int. J. of Hydrogen Energy, 33, pp. 6373-6384, 2008.
- Seifert H. and Giesbrecht H., Safer design of inflammable gas vents, Loss prevention and safety promotion in the process industries, 5th International Symposium of the European Federation of Chemical Engineering, 1986.
- Shebeko Yu.N., Keller V.D., Yeremenko O.Ya., Smolin I.M., Serkin M.A., Korolchenko A.Ya., Regularities of formation and combustion of local hydrogen-air mixtures in a large volume, Chemical Industry, Vol.21, pp.24(728)-27(731) (in Russian), 1988.
- Shirvill L.C., et.al., Characterization of the hazards from jet releases of hydrogen, 1st International Conference on Hydrogen Safety, Pisa, Italy, September 8-10, 2005.
- Shirvill, L.C., P.T. Roberts, T.A. Roberts, C.J. Butler, and M. Royle, (2006), "Dispersion of hydrogen from high-pressure sources", Presented at Hazards XIX Conference, Manchester, 27-30 March 2006.
- Sommersel O.K., Bjerketvedt D., Numerical simulations of a large hydrogen release in a process plant. 3rd International Conference on Hydrogen Safety, Ajaccio, France, Sept. 16-18, 2009.
- Swain M.R., Schriber J.A. and Swain M.N., Addendum to Hydrogen Vehicle Safety Report: Residential Garage Safety Assessment. Phase-1: Risks in Indoor vehicle storage, Prepared for Directed Technologies Inc., pp 118, 1998a
- Swain M.R., Grilliot E.S. and Swain M.N., Experimental verification of a hydrogen risk assessment method, Chemical Health & Safety, pp 28-32, 1999.
- Swain, M., Codes and Standards Analysis, Annual Program Review Meeting of the Hydrogen, Fuel Cells and Infrastructure Program of the US Department of Energy, 2004.
- Takeno, K., et.al., Phenomena of dispersion and explosion of high pressurized hydrogen. 1st International Conference on Hydrogen Safety, Pisa, Italy, September 8-10, 2005.
- Tanaka, T., Azuma, T., Evans, J. A. et al., Experimental Study on Hydrogen Explosions in a Full-Scale Hydrogen Filling Station Model, 1st International Conference on Hydrogen Safety, Pisa, Italy, September 8-10, 2005
- Tchouvelev A., Hydrogen Implementing Agreement, Task 19 – Hydrogen Safety, Knowledge gaps in hydrogen safety – A white paper, January 2008.
- Tchouvelev, A.V., DeVaal, J., Cheng, Z., et al., CFD modeling of hydrogen dispersion experiments for SAE J2578 test methods development, 2nd International Conference on Hydrogen Safety, San Sebastian, Spain, 2007a.
- Tchouvelev, A.V., Cheng, Z., Agranat, V., Zhubrin S.V., Effectiveness of small barriers as means to reduce clearance distances, Int. Journal of Hydrogen Energy, 32, 1409-1415, 2007b.
- Venetsanos A.G., Papanikolaou E., Delichatsios M., Garcia J., Hansen O.R., Heitsch M., Huser A., Jahn W., Jordan T., Lacomme J.-M., Ledin H.S., Makarov D., Middha P., Studer E., Tchouvelev A.V., Teodorczyk A., Verbecke F., Van der Voort M.M. An inter-comparison exercise on the capabilities of CFD models to predict the short and long term distribution and mixing of hydrogen in a garage. International Journal of Hydrogen Energy, 34, 5912-5923, 2009a.

Venetsanos A.G., Adams P., Azkarate I., Bengaouer A., Brett L., Carcassi M.N., Engebø A., Gallego E., Gavrikov A.I., Hansen O.R., Hawksworth S., Jordan T., Kessler A., Kumar S., Molkov V., Nilsen S., Reinecke E., Stöcklin M., Schmidtchen U., Teodorczyk A., Tigreat D., Versloot N.H.A., On the use of hydrogen in confined spaces: Results from the internal project InsHyde, 3rd International Conference on Hydrogen Safety, Ajaccio, France, Sept. 16-18, 2009b.

Venetsanos A.G., Baraldi D., Adams P., Heggem P.S., Wilkening H., CFD modelling of hydrogen release, dispersion and combustion for automotive scenarios, Journal of Loss Prevention in the Process Industries, 21, 162-184, 2008.

Venetsanos, A.G., Huld, T., Adams, P., Bartzis, J.G., Source, dispersion and combustion modeling of an accidental release of hydrogen in an urban environment, Journal of Hazardous Materials, A105, 1-25, 2003.

Vudumu S.K. and Koylu U.O., Detailed simulations of the transient hydrogen mixing, leakage and flammability in air in simple geometries, Int. Journal of Hydrogen Energy, 34, 2824-2833, 2009.

Way J. And Libby P.A., Hot-wire probes for measuring velocity and concentration in helium and air mixtures, AIAA J., 8, 976-978, 1970.

Xiao J., Travis J., Breitung W. Hydrogen release from a high-pressure GH₂ reservoir in case of a small leak. 3rd International Conference on Hydrogen Safety, Ajaccio, France, Sept. 16-18, 2009.

Xu, B.P., Zhang, J.P., et. al., Numerical study of a highly under-expanded H₂ jet, 1st International Conference on Hydrogen Safety, Pisa, Italy, 8-10 Sept., 2005.

Zhang, J., Hereid, J., Hagen, M., et al., Numerical studies of dispersion and flammable volume of hydrogen in enclosures, 2nd International Conference on Hydrogen Safety, San Sebastian, Spain, 2007.

Zheng J.Y., Bie H.Y., Xu P., Liu Y.L., Zhao Y.Z., Numerical simulation of hydrogen release from high-pressure storage vessel. 3rd International Conference on Hydrogen Safety, Ajaccio, France, Sept. 16-18, 2009.

Liquid hydrogen

Chirivella, J.E. and Witcofski R.D., Experimental results from fast 1500 gallon LH₂ spills, Am. Inst. Chem. Eng. Symp. 82, No. 251, pp. 120-140, 1986.

Dienhart, B., Ausbreitung und Verdampfung von flüssigem Wasserstoff auf Wasser und festem Untergrund, Research Center Juelich Report No. Juel-3155, 1995.

Middha P., Ichard M., Arntzen B., Validation of CFD modelling of LH₂ spread and evaporation against large-scale spill experiments. 3rd International Conference on Hydrogen Safety, Ajaccio, France, Sept. 16-18, 2009.

Molkov, V.V., Makarov D.V. and Prost E., On numerical simulation of liquefied and gaseous H₂ releases at large scales, 1st International Conference on Hydrogen Safety, Pisa, Italy, 8-10 Sept., 2005.

Proust, Ch., Lacombe, J.M., Jamon D., Perrette L., Process of the formation of large unconfined clouds following a massive spillage of liquid hydrogen on the ground, 2nd International Conference on Hydrogen Safety, San Sebastian, Spain, Sept. 11-13, 2007.

Verfondern, K., Dienhart, B., Experimental and Theoretical Investigation of Liquid Hydrogen Pool Spreading and Vaporization, Int. J. Hydrogen Energy, 22, No. 7, pp. 649-660, 1997.

Verdondern K. and Dienhart B., Pool spreading and vaporization of liquid hydrogen, 1st International Conference on Hydrogen Safety, Pisa, Italy, 2005.

Venetsanos A.G. and Bartzis J.G.G., CFD modelling of large-scale LH₂ spills in open environment. International Journal of Hydrogen Energy, No. 32, 13, 2171-2177, 2007.

Winters W., Houf W. Simulation of small-scale releases from liquid hydrogen storage systems. 3rd International Conference on Hydrogen Safety, Ajaccio, France, Sept. 16-18, 2009.

Witcofski R.D. and Chirivella J.E., Experimental and analytical analyses of the mechanisms governing the dispersion of flammable clouds formed by liquid hydrogen spill, Int. J. Hydrogen Energy, 9, No. 5, pp. 425-435, 1984.

Ignition

- Astbury G.R., Hawksworth S.J., Spontaneous ignition of hydrogen leaks: A review of postulated mechanisms. *International Journal of Hydrogen Energy*, 32, 2178-2185, 2007.
- Bauwens L., Melguizo-Gavilanes J., Rezaeyan N., Simulation of shock-initiated ignition. 3rd International Conference on Hydrogen Safety, Ajaccio, France, Sept. 16-18, 2009.
- Bragin M., Molkov V., Physics of spontaneous ignition of high-pressure hydrogen release and transition to jet fire. 3rd International Conference on Hydrogen Safety, Ajaccio, France, Sept. 16-18, 2009a.
- Bragin M., Molkov V., Transition of Spontaneously Ignited Hydrogen Release into Jet Fire, Proceedings of the 22nd International Colloquium on Dynamics of Explosions and Reactive Systems, 27-31 July 2009, Minsk, Belarus, 2009b.
- Desilets S., Cote S., Tchouvelev A., Nadeau G., Ignition experiments of hydrogen mixtures by different methods and description of the DRDC test facilities. 3rd International Conference on Hydrogen Safety, Ajaccio, France, Sept. 16-18, 2009.
- Dryer F, Chaos M, Zhao Zh, Stein J, Alpert J, Homer Ch. Spontaneous ignition of pressurized release of hydrogen and natural gas into air. *Combustion Science and Technology* 179:663-94, 2007.
- Golub V.V., Baklanov D.I., Bazhenova T.V., Bragin M.V., Golovastov S.V., Ivanov, M.F. Volodin V.V. Shock-induced ignition of hydrogen gas during accidental or technical opening of high-pressure tanks. *Journal of Loss Prevention in the Process Industries* 20 439-446, 2007.
- Golub V.V., Baklanov D.I., Golovastov S.V., Ivanov M.F., Laskin I.N., Saveliev A.S., Semin N.V., Volodin V.V., Mechanisms of high-pressure hydrogen gas self-ignition in tubes. *Journal of Loss Prevention in the Process Industries* 21,185-198, 2008.
- Golub V.V., Baklanov D.I., Bazhenova T.V., Golovastov S.V., Ivanov M.F., Laskin I.N., Semin N.V., Volodin V.V. Experimental and numerical investigation of hydrogen gas auto-ignition. *Int. Jour. of hydrogen energy* 34, 5946-5953, 2009a.
- Golub V., Laskin I., Lenkevich D., Semin N., Volodin V. Hydrogen self-ignition in pressure relief devices. 3rd International Conference on Hydrogen Safety, Ajaccio, France, Sept. 16-18, 2009b.
- Imamura T., Mogi T., Wada Y., Control of the ignition possibility of hydrogen by electrostatic discharge at a ventilation duct outlet. *International Journal of Hydrogen Energy*, 34, 2815-2823, 2009.
- Lee B.J., Jeung I.S., Numerical study of spontaneous ignition of pressurized hydrogen released by the failure of a rupture disk into a tube. *International Journal of Hydrogen Energy*, 34, 8763-8769, 2009.
- Mastorakos E, Ignition of turbulent non-premixed flames. *Progress in Energy and Combustion Science* 35, 57-97, 2009.
- Mogi T, Kim D, Shiina H, Horiguchi S. Self-ignition and explosion during discharge of high-pressure hydrogen. *Journal of Loss Prevention in the Process Industries* 21, 199-204, 2008.
- Mogi T, Kim D, Shiina H, Horiguchi S. Self-ignition and explosion during discharge of high-pressure hydrogen. *Journal of Loss Prevention in the Process Industries* 21, 199-204, 2008.
- Radulescu M., Law C.K. The transient start of supersonic jets. *J. Fluid Mech.* 578, 331-369, 2007.
- Wen J., Xu B., Tam V. Numerical study on spontaneous ignition of pressurized hydrogen release through a length of tube. *Combustion and Flame*, 156, 2173-2189, 2009.
- Xu BP, Hima LEL, Wen JX, Dembele S, Tam VHY, Donchev T. Numerical study of spontaneous ignition of pressurized hydrogen release through a tube into air. *J Loss Prevent Process Indust* 21:205-13, 2008.
- Xu BP, EL Hima L, Wen JX, Tamb VHY. Numerical study of spontaneous ignition of pressurized hydrogen release into air. *Int. Jour. of hydrogen energy* 34, 5954-5960, 2009a.
- Xu BP, Wen JX, Dembele S, Tam VHY, Hawksworth SJ, The effect of pressure boundary rupture rate on spontaneous ignition of pressurized hydrogen release. *J Loss Prevent Process Indust*, 2, 279-287, 2009b.

Yamada E, Watanabe S, Koichi Hayashi A, Tsuboi N. Numerical analysis on auto-ignition of a high pressure hydrogen jet spouting from a tube. *Proceedings of the Combustion Institute* 32 2363–2369, 2009a.

Yamada E., Hayashi A.K., Kitabayashi N., Tsuboi N., Mechanism of high pressure hydrogen auto-ignition when spouting into air. 3rd International Conference on Hydrogen Safety, Ajaccio, France, Sept. 16-18, 2009b.

Fires

Blanc A., Deimling L., Eisenreich N., Langer G., Kessler A., Weiser. Evaluation of optical and spectroscopic experiments of hydrogen jet fires. 3rd International Conference on Hydrogen Safety, Ajaccio, France, Sept. 16-18, 2009.

Bilger R.W., Conditional moment closure for turbulent reacting flows. *Phys. Fluids A*, 5, 436-444, 1993.

Brennan S.L., Makarov D.V., Molkov V., LES of high pressure hydrogen jet fire. *Journal of Loss Prevention in the Process Industries* 22, 353–359, 2009.

Cook A.W., Bushe W.K. A sub-grid scale model for the scalar dissipation rate in non-premixed combustion. *Phys. Fluids A*, 11, 746-748, 1999.

Cook A.W., Riley J.J. A sub-grid model for equilibrium chemistry in turbulent flows. *Phys. Fluids A*, 6, 2868-2870, 1994.

Cook A.W., Riley J.J. Sub-grid scale modeling for turbulent reacting flows. *Combust. Flame*. 112, 593-606, 1998.

De Bruyn Kops S.M., Riley J.J., Kosaly G., Cook A.G. Investigation of modelling for non-premixed turbulent combustion. *Flow Turb. And Combustion*, 60, 105-122, 1998.

Gavrikov A., Aleksandrov A., Alekseev V., Chernenko E., Efimenko A., Mayorov A., Matsukov I., Shepetov N., Velmakin S., Zaretskiy N. Experimental study of hydrogen releases combustion. 3rd International Conference on Hydrogen Safety, Ajaccio, France, Sept. 16-18, 2009.

Grune J., Sempert K., Kuznetsow M., Breitung W. Experimental study of ignited unsteady hydrogen jets into air. 3rd International Conference on Hydrogen Safety, Ajaccio, France, Sept. 16-18, 2009.

Houf W., Evans G., Schefer R., Analysis of jet flames and unignited jets from unintended releases of hydrogen *International Journal of Hydrogen Energy*, 34, 5961-5969, 2009a.

Houf W., Evans G., Schefer R., Merilo E., Groethe M. A study of barrier walls for mitigation of unintended releases of hydrogen. 3rd International Conference on Hydrogen Safety, Ajaccio, France, Sept. 16-18, 2009b.

- Houf W., Schefer R., Predicting radiative heat fluxes and flammability envelopes from unintended releases of hydrogen. *International Journal of Hydrogen Energy*, 32, 136-151, 2007.
- Imamura T., Hamada S., Mogi T., Wada Y., Horiguchi S., Miyake A., Ogawa T., Experimental investigation on the thermal properties of hydrogen jet flame and hot currents in the downstream region, *International Journal of Hydrogen Energy*, 33, 2008.
- Kerstein A.R., A linear eddy model of turbulent scalar transport and mixing. *Comb. Science Tech.* 60, 391-421, 1988.
- Kerstein A.R., Linear eddy model of turbulent scalar transport: Application to shear layer mixing. *Combustion and Flame*. 75, 397-413, 1989.
- Kerstein A.R., Linear eddy model of turbulent scalar transport: Mixing and differential molecular diffusion in round jets. *Jour. Fluid Mech.* 216, 411-435, 1990.
- Kerstein A.R., Linear eddy model of turbulent scalar transport and mixing: Microstructure of diffusive scalar mixing fields. *Jour. Fluid Mech.* 231, 361-394, 1991.
- Kerstein A.R., Linear eddy model of turbulent scalar transport and mixing: Structure of diffusion flames. *Comb. Science Tech.* 81, 75-98, 1992.
- Klimenko, A. Y., Multicomponent diffusion of various admixtures in turbulent flow, *Fluid Dynamics*, 25, 327-334, 1990.
- Kuznetsov M., Veser A., Friedrich A., Kotchourko N., Stern G., Fast G., Schwall M., Breitung W. The structure and flame propagation regimes in turbulent hydrogen jets. 3rd International Conference on Hydrogen Safety, Ajaccio, France, Sept. 16-18, 2009.
- McMurthy P.A., Menon s., Kerstein A.R. A linear eddy subgrid model for turbulent reacting flows: application to hydrogen-air combustion. *Proceedings of the Combustion Institute*, 24, 271-278, 1992.
- Mogi T., Horiguchi ., Experimental study on the hazards of high-pressure hydrogen jet diffusion flames. *Journal of Loss Prevention in the Process Industries* 22, 45-51, 2009.
- Mogi T, Kim D, Shiina H, Horiguchi S. Self-ignition and explosion during discharge of high-pressure hydrogen. *Journal of Loss Prevention in the Process Industries* 21, 199-204, 2008.
- Molina A, Schefer R.W., Houf W.G., Radiative fraction and optical thickness in large-scale hydrogen-jet fires. *Proceedings of the Combustion Institute*, 31, 2565-2572, 2007.
- Poinsot T., Veynante D., Theoretical and numerical combustion. R.T. Edwards. 2005.
- Proust C., Jamois D., Studer E. High pressure hydrogen fires. 3rd International Conference on Hydrogen Safety, Ajaccio, France, Sept. 16-18, 2009.
- Reveillon J., Vervisch L., Response of the dynamic LES model to heat release induced effects. *Phys. Fluids A*, 8, 2248-2250, 1996.
- Royle M., Willoughby D., Consequences of catastrophic releases of ignited and unignited hydrogen jet releases. 3rd International Conference on Hydrogen Safety, Ajaccio, France, Sept. 16-18, 2009.
- Schefer R., Merilo E., Groethe M., Houf W., Experimental investigation of hydrogen jet fire mitigation by barrier walls. 3rd International Conference on Hydrogen Safety, Ajaccio, France, Sept. 16-18, 2009a.
- Schefer R.W., Kulatilaka W.D., Patterson B.D., Settersten T.B., Visible emission of hydrogen flames, *Combustion and Flame*, 156, 1234-1241, 2009b.
- Schefer R. W., Groethe M., WG Houf , Evans G., Experimental evaluation of barrier walls for risk reduction of unintended hydrogen releases, *International Journal of Hydrogen Energy*, 34, 1590-1606, 2009c.
- Schefer R., Houf W., Williams T.C. Investigation of small-scale unintended releases of hydrogen: momentum-dominated regime. *International Journal of Hydrogen Energy*, 33, 6373-6384, 2008.
- Schefer R., Houf W., Williams T.C., Bourne B. and Colton J., Characterization of high-pressure, under-expanded hydrogen-jet flames, *International Journal of Hydrogen Energy*, 32, pp. 2081-2093, 2007.

Schefer R., Houf W., Bourne B. and Colton J., Spatial and radiative properties of an open-flame hydrogen plume, *International Journal of Hydrogen Energy*, 31 1332-1340, 2006.

Takeno K., Okabayashi K., Kouchi A., Nonaka T., Hashiguchi K., Chitose K., Dispersion and explosion field tests for 40 MPa pressurized hydrogen, *International Journal of Hydrogen Energy*, 32, 2007.

Willoughby D., Royle M. The interaction of hydrogen jet releases with walls and barriers. 3rd International Conference on Hydrogen Safety, Ajaccio, France, Sept. 16-18, 2009.

Zhang, J., Dembele, S. and Wen J. X., Exploratory Study of Under-expanded Sonic Hydrogen Jets and the Resulting Jet Flames, 5th International Seminar on Fire and Explosion Hazards, April 2007, Edinburgh, UK.

Deflagrations

Baraldi D., Kotchourko A., Lelyakin A., Yanez J., Middha P., Hansen O.R., Gavrikov A., Efimenko A., Verbecke F., Makarov F., Molkov V. An inter-comparison exercise on CFD model capabilities to simulate hydrogen deflagrations in a tunnel. *International Journal of Hydrogen Energy* 34, 7862–7872, 2009.

Bauwens C.R., Chaffee J., Dorofeev S., Vented explosion overpressures from combustion of hydrogen and hydrocarbon mixtures. 3rd International Conference on Hydrogen Safety, Ajaccio, France, Sept. 16-18, 2009.

Boger M., Veynante D., Boughanem H., Trouvé A., Direct Numerical Simulation analysis of flame density concept for Large Eddy Simulations of turbulent premixed combustion. *Proceedings of the Combustion Institute* 27, 917-927, 1998.

Bray K.N.C., Champion M., Libby P.A., The interaction between turbulence and chemistry in premixed turbulent flames. In: Borghi R., Murphy SN editors. *Turbulent Reactive Flows*, Lecture notes in engineering, Springer Verlag, 541-563, 1989.

Bray K.N.C., Moss J.B., Libby P.A.. Unified modelling approach for premixed turbulent combustion. *Comb. and Flame*, 61-87, 1985.

Breitung W., Analysis methodology for hydrogen behaviour in accident scenarios. 1st International Conference on Hydrogen Safety, Pisa 8-10 September, 2005.

Butler T.D., O'Rourke, P.J. A numerical method for two-dimensional unsteady reacting flows. *Proceedings of the Combustion Institute* 16, 1503-1514, 1977.

Cant R.S., Pope S.B. and Bray K.N.C. Modelling of flamelet surface to volume ratio in turbulent premixed combustion. *Proceedings of the Combustion Institute* 23, 791-815, 1990.

Cheng W.K. and Diringer J.A. Numerical modelling of SI engine combustion with a flame sheet model. *Int. Congress and Exposition*, SAE Paper 910268, 1991.

Choi C.R. and Huh K.Y. Development of a coherent flamelet model for a spark ignited turbulent premixed flame in a close vessel. *Combust. Flame*, 114, 336-348, 1998.

- Ciccarelli G. and Dorofeev S. Flame acceleration and transition to detonation in ducts. *Progress in Energy and Combustion Science*, 34, 499-550, 2008.
- Duclos J.M., Veynante D. and Poinot T.. A comparison of flamelets models for premixed turbulent combustion. *Combust. Flame*, 95, 101-117, 1993.
- Fureby C. and Lofstrom C. Large eddy simulations of bluff body stabilized flames. *Proceedings of the Combustion Institute* 25, 1257-1264, 1994.
- Fureby C. and Moller S.I. Large eddy simulations of reacting flows applied to bluff body stabilized flames. *AIAA Journal*, 33, 2339, 1995.
- García J, Baraldi D, Gallego E, Beccantini A, Crespo A, Hansen OR, Høiset S, Kotchourko A, D. Makarov, E. Migoya, Molkov V, Voort MM, Yanez J, An intercomparison exercise on the capabilities of CFD models to reproduce a large-scale hydrogen deflagration in open atmosphere. Accepted in *International Journal of Hydrogen Energy*, 2010.
- Gallego E., García J., Migoya E., Crespo A., Kotchourko A., Yanez J., Beccantini A., Hansen O.R., Baraldi D., Høiset S., Voort M.M., Molkov V.. An Inter-comparison Exercise on the Capabilities of CFD Models to Predict Deflagration of a Large-Scale H₂-Air Mixture in Open Atmosphere. 1st International Conference on Hydrogen Safety, Pisa 8-10 September, 2005.
- Goulding F.C., Bray K.N.C., Chen J.Y. Chemical closure model for fractal flamelets. *Combust. Flame*, 77, 241-259, 1989.
- Knikker R., Veynante D., Meneveau C. A dynamic flame surface density model for large eddy simulation of turbulent premixed combustion. *Physics of Fluids*, 16, 91-94, 2004.
- Knikker R., Veynante D., Meneveau C., Apriori testing of a similarity model for large eddy simulation of turbulent premixed combustion. *Proceedings of the Combustion Institute* 29, 2105-2111, 2002.
- Kotchourko A., Methodology of CFD Safety Analysis for Large-Scale Industrial Structures. 1st International Conference on Hydrogen Safety, Pisa 8-10 September, 2005.
- Kerstein A.R., Ashurst W., Williams F., Field equation for interface propagation in an unsteady homogenous flow field. *Phys. Rev. A*, 37, 2728-2731, 1988.
- Hansen O.R., Renoult J., Tieszen S.R., and Sherman M.. Validation of FLACS-HYDROGEN CFD Consequence Model Against Large-Scale H₂ Explosion Experiments in the FLAME Facility. 1st International Conference on Hydrogen Safety, Pisa 8-10 September, 2005.
- Hansen O.R., Middha P. CFD Simulation Study to Investigate the Risk from Hydrogen Vehicles in Tunnels. 2nd International Conference on Hydrogen Safety, S. Sebastian 11-13 September, 2007.
- Hashimoto A. and Matsuo A. Numerical analysis of gas explosion inside two rooms connected by ducts. *Journal of Loss Prevention in the Process Industries*, 20, 4-6, 455-461, 2007.
- Hawkes E. R. and Cant R. S. A flame surface density approach to large eddy simulation of premixed turbulent combustion. *Proceedings of the Combustion Institute* 28, 51-58, 2000.
- Hawkes E. R. and Cant R. S. Implications of a flame surface density approach to large eddy simulation of premixed turbulent combustion. *Comb. and Flame*, 126, 1617-1629, 2001.
- Hjertager B.H. Numerical Simulation of flame and pressure development in gas explosions, SM study No 16, University of Waterloo Press, Ont., 407-426, 1982.
- Magnussen B.F. and Hjertager B.H. On mathematical modeling of turbulent combustion with special emphasis on soot formation and combustion, *Proceedings of the Combustion Institute* 16, 719-727, 1976.
- Makarov D, Verbecke F, Molkov V, Roe O, Skotenne M, Kotchourko A, Lelyakin A, Yanez J, Hansen O, Middha P, Ledin S, Baraldi D, Heitsch M, Efimenko A, Gavrikov A. An inter-comparison exercise on CFD model capabilities to predict a hydrogen explosion in a simulated vehicle refuelling environment. *International Journal of Hydrogen Energy* 34, 2800-2814, 2009.

- Mantel T. and Borghi R. A new model of premixed wrinkled flame propagation based on a scalar dissipation equation. *Combust. Flame*, 96, 443-457, 1994.
- Middha P., Hansen O.R., Using computational fluid dynamics as a tool for hydrogen safety studies. *Journal of Loss Prevention in the Process Industries* 22(3), 295-302, 2009.
- Molkov V., Makarov D., and Schneider H. Hydrogen-air deflagrations in open atmosphere: large eddy simulation analysis of experimental data. 1st International Conference on Hydrogen Safety, Pisa 8-10 September, 2005.
- Molkov V., Makarov D. and Puttock J. The nature and large eddy simulation of coherent deflagrations in a vented enclosure-atmosphere system. *Journal of Loss Prevention in the Process Industries*, 19, 2-3, 121-129, 2006.
- Nozu T., Tanaka R., Ogawa T., Hibi K., and Sakai Y. Numerical Simulation of Hydrogen Explosion Tests with a Barrier Wall for Blast Mitigation. 1st International Conference on Hydrogen Safety, Pisa 8-10 September, 2005.
- Paillere H., Studer E., Beccantini A., Kudriakov S., Dabbene F., Perret C. Modelling of H₂ dispersion and combustion phenomena using CFD codes. 1st International Conference on Hydrogen Safety, Pisa 8-10 September, 2005.
- Peters N. The turbulent burning velocity for large-scale and small scale turbulence. *J. Fluid Mech.* 384, 107-132., 1999.
- Peters N. *Turbulent combustion*, Cambridge University Press, 2000.
- Poinsot T., Veynante D., *Theoretical and numerical combustion*. R.T. Edwards. 2005.
- Rao M, Wen J., Tam V.H.Y., Numerical Study of Hydrogen Explosions in a Vehicle Refill Environment, Proc. 3rd International Conference on Hydrogen Safety, Sep., 2009, Corsia, France, .2009.
- Rao M, Wen J., Tam V.H.Y., Numerical study of hydrogen explosions in a refuelling environment and in a model storage room, *International Journal of Hydrogen Energy*, 35, 385-394, 2010.
- Sommersel O.K., Bjerketvedt D., Vaagsaether K., Fannelop T.K., Experiments with Release and Ignition of Hydrogen Gas in a 3m Long Channel. 2nd International Conference on Hydrogen Safety, S. Sebastian 11-13 September, 2007.
- Spalding D.B. Mixing and chemical reaction in steady confined turbulent flames. *Proceedings of the Combustion Institute* 13, 649-657, 1971.
- Watkins A.P., Li S.P. and Cant R.S., Premixed combustion modelling for spark- ignition engine applications. Sae paper No. 961190, 1996.
- Weller H.G., Tabor G., Gosman A.D., Fureby C. Application of a flame wrinkling LES combustion model to a turbulent mixing layer. *Proceedings of the Combustion Institute* 27, 899-907, 1988.

Detonations and DDT

- Bedard-Tremblay L., Melguizo-Gavilanes J., Bauwens L. Detonation structure under chain-branching kinetics with small initiation rate. *Proceedings of the Combustion Institute* 32, 2339–2347, 2009a.
- Bedard-Tremblay L., Fang L., Bauwens L., Finstad P.H.E., Cheng Z., Tchouvelev A.V., Simulation of Detonation after an Accidental Hydrogen Release in Enclosed Environments. *International Journal of Hydrogen Energy*, 5894-5901, 2009b.
- Bedard-Tremblay L., Fang L., Bauwens L., Cheng Z., Tchouvelev A.V., Numerical simulation of hydrogen-air detonation for damage assessment in realistic accident scenarios, *Journal of Loss Prevention in the Process Industries*, 21, 154-161, 2008.
- Breitung W., Dorofeev, S. B., Efimenko A.A., Kochurko A.S. Redlinger R., and Sidorov V.P., Large scale experiments on hydrogen-air detonation and their numerical simulation, *Proc. of ARC'94 Int. Topical Meeting Advanced Reactor Safety*, Pittsburgh, PA, p.733, 1994.
- Breitung W., Dorofeev, S. B., Efimenko A.A., Kochurko A.S., Redlinger R., and Sidorov V.P. , Large-scale confined hydrogen-air detonation experiments and their numerical simulation, *Shock Waves*, *Proceedings of the 20th ISSW*, B Sturtevant, J Shepherd, H Hornung Eds., Vol 2, p. 1101, World Scientific Publishing Co., Singapore, 1996.
- Dorofeev, S. B., Blast effect of confined and unconfined explosions, *Shock Waves*, *Proceedings of the 20th ISSW*, B Sturtevant, J Shepherd, H Hornung Eds., Vol 1, pp. 77-86, World Scientific Publishing Co., Singapore, 1996a.
- Dorofeev, S. B., Kochurko A.S., Sidorov V.P., Bezmenlnitsin A.V., and Breitung W., Experimental and numerical studies of the pressure field generated by DDT events, *Shock Waves*, 5, 375, 1996b.
- Eto K., Tsuboi N., Hayashi A. K. Numerical study on three-dimensional C-J detonation waves: detailed propagating mechanism and existence of OH radical. *Proceedings of the Combustion Institute* 30, 1907–1913, 2005.
- Gamezo V.N., Ogawa T. and Oran E.S. Numerical simulations of flame propagation and DDT in obstructed channels filled with hydrogen-air mixture, *Proceedings of the Combustion Institute* 31, 2, 2463-2471, 2007.
- Gamezo V.N., Ogawa T. and Oran E.S. Flame acceleration and DDT in channels with obstacles: Effect of obstacle spacing. *Combustion and Flame* 155, 302–315, 2008.
- Heidari A, Ferraris S.A., Wen J., Tam V.H.Y., Numerical simulation of large scale hydrogen detonation, *Proc. 3rd International Conference on Hydrogen Safety*, Sep., 2009, Corsia, France, 2009.
- Khokhlov A. M., Oran E. S., Thomas G.O. Numerical Simulation of Deflagration-to-Detonation Transition: The Role of Shock-Flame Interactions in Turbulent Flames. *Combustion and Flame* 117, 323–339, 1999a.
- Khokhlov A. M., Oran E. S., Numerical Simulation of Detonation Initiation in a Flame Brush: The Role of Hot Spots. *Combustion and Flame* 119, 400–416, 1999b.
- Kotchourko A., Yanez Escanciano J., Lelyakin A., Gavrikov A., Efimenko A., Zbikowski M., Makarov D., Molkov. A comparison exercise on the CFD detonation simulation in large scale confined volumes. *3rd International Conference on Hydrogen Safety*, Ajaccio, France, Sept. 16-18, 2009.
- Liang Z. and Bauwens L.. Detonation structure with pressure-dependent chain-branching kinetics. *Proceedings of the Combustion Institute* 30, 1879–1887, 2005.
- Liang Z., Browne S., Deiterding R., Shepherd J.E.. Detonation front structure and the competition for radicals. *Proceedings of the Combustion Institute* 31, 2445–2453, 2007.
- Middha P., Hansen O.R., Predicting deflagration to detonation transition in hydrogen explosions. *Process Safety Progress* 27(3), 192-204, 2008.
- Oran E.S., Boris J.P., Young T., Flanigan M., Burks T., Picone M.. Numerical simulations of detonations in hydrogen-air and methane-air mixtures. *Proceedings of the Combustion Institute* 18, 1641-1649, 1981.

Oran E.S., Weber J.W., Stefaniw E.I., Lefebvre M. and Anderson J.D. A numerical study of a two-dimensional; H₂-O₂-Ar detonation using a detailed Chemical reaction model. *Combustion and Flame*, 113, 147-163, 1998.

Oran E.S. and Khokhlov A., Deflagrations, hot spots, and the transition to detonation. *Phil. Trans. R. Soc. London A*, 357, 3539-3551, 1999.

Oran E.S. and Gamezo V. N.. Origins of the deflagration-to-detonation transition in gas-phase combustion, *Comb. and Flame*, 148, 1-2, 4-47, 2007.

Radulescu M.I., Sharpe G.J., Lee J.H.S., Kiyanda C.B., Higgins A.J., Hanson R.K. The ignition mechanism in irregular structure gaseous detonations. *Proceedings of the Combustion Institute* 30, 1859-1867, 2005.

Radulescu M.I., Sharpe G.J., Law C.K., Lee J.H.S. The hydrodynamic structure of unstable cellular detonations. *J. Fluid Mech.* 580, 31-81, 2007.

Tsuboi N., Katoh S. and Hayashi A. K. Three-dimensional numerical simulation for hydrogen/air detonation: rectangular and diagonal structures. *Proceedings of the Combustion Institute*, 29, 2783-2788, 2002.

Vaagsaether K., Knudsen V. and Bjerketvedt D. Simulation of flame acceleration and DDT in H₂-air mixture with a flux limiter centered method, *International Journal of Hydrogen Energy*, 32, 13, 2186-2191, 2007.

Urtiew P.A., Oppenheim A.K., Experimental observations of the transition to detonation in an explosive gas. *Proc. Royal Society London*. A295, 13-18, 1966.

Williams D.N., Bauwens L., Oran E.S. Detailed structure and propagation of three-dimensional detonations. *Proceedings of the Combustion Institute* 26, 2991-2998, 1996.

Zbikowski M., Makarov D., Molkov V., LES model of large scale hydrogen-air planar detonations: Verification by the ZND theory *International Journal of Hydrogen Energy*, Vol.33, Issue 18, 4884-4892, 2008.

Consequences

AICHE Guidelines for Evaluating the Characteristics of Vapor Cloud Explosions, Flash Fires, and BLEVEs, Center for Chemical Process Safety, American Institute of Chemical Engineers, 1998.

AICHE Guidelines for Chemical Process Quantitative Risk Analysis, Center for Chemical Process Safety, American Institute of Chemical Engineers, 2000.

Casadei F. Fast Transient Fluid-Structure Interaction with Failure and Fragmentation. In Conference Proceedings: B. A. Schrefler, U. Perego, editors. *Proceedings of the 8th World Congress on Computational Mechanics (WCCM8)*. Padoa (Italy): Università di Padova; 2008.

Eisenberg N.A., et al., Vulnerability Model: A simulation System for Assessing Damage Resulting from Marine Spills, Final Report SA/A-015 245, US Coast Guard, 1975.

Ferradas E.G., Alonso F.D., Minarro M.D., Aznar A.M., Gimeno J.R., Perez J.F.S., Consequence analysis by means of characteristic curves to determine the damage to humans from bursting spherical vessels. *Process Safety and Environmental Protection*. 86, 121-129, 2008.

Giannopoulos G., Larcher M., Casadei F., Solomos G. Risk assessment of the fatality due to explosion in land mass transport infrastructure by fast transient dynamic analysis. *Journal of Hazardous Materials*, 173, 401-408, 2010.

HSE, Major Hazard Aspects of the Transport of Dangerous Substances, Health & Safety Executive, 1991.

Jeffries R.M., Hunt S.J., and Gould L., Derivation of Fatality of Probability Function for Occupant Buildings Subject to Blast Loads, Health & Safety Executive, 1997.

LaChance J., Tchouvelev A.V. and Engebo A. Development of Uniform Harm Criteria for Use in Quantitative Risk Analysis of the Hydrogen Infrastructure, 3rd ICHS, Ajaccio, France, September 2009.

Lees F.P., The Assessment of Major Hazards: A Model for Fatal Injury from Burns, *Transactions of the Institution of Chemical Engineers*, Vol. 72, Part B, pp. 127-134, 1994.

Opschoor G., van Loo R. O. M., and Pasman H.J., Methods for Calculation of Damage Resulting from Physical Effects of the Accidental Release of Dangerous Materials, International Conference on Hazard Identification and Risk analysis, Human Factors, and Human Reliability in Process Safety, Orlando, Florida, January 15-17, 1992.

Pew P.J., LD50 Equivalent for the Effect of Thermal Radiation on Humans, HSE 129/1997, Health & Safety Executive, 1997.

TNO, Methods for the Determination of Possible Damage, CPR 16E, The Netherlands Organization of Applied Scientific Research, 1989.

Tsao C.K. and Perry W.W., Modifications to the Vulnerability Model: A Simulation System for Assessing Damage Resulting from Marine Spills, Report ADA 075 231 US Coast Guard, 1979.

World Bank, Techniques for Assessing Industrial Hazards, World Bank Technical Paper Number 55, 1988.

The mission of the Joint Research Centre (JRC) is to provide customer-driven scientific and technical support for the conception, development, implementation and monitoring of European Union policies. As a service of the European Commission, the JRC functions as a reference centre of science and technology for the Union. Close to the policy-making process, it serves the common interest of the Member States, while being independent of special interests, whether private or national.

