



OIST

OKINAWA INSTITUTE OF SCIENCE AND TECHNOLOGY GRADUATE UNIVERSITY
沖縄科学技術大学院大学

Optomechanical cooling by STIRAP-assisted energy transfer: an alternative route towards the mechanical ground state

Author	Bijita Sarma, Thomas Busch, Jason Twamley
journal or publication title	New Journal of Physics
volume	22
number	10
page range	103043
year	2020-10-21
Publisher	IOP Publishing Ltd on behalf of the Institute of Physics and Deutsche Physikalische Gesellschaft
Rights	(C) 2020 The Author(s).
Author's flag	publisher
URL	http://id.nii.ac.jp/1394/00001723/

doi: [info:doi/10.1088/1367-2630/abbf24](https://doi.org/10.1088/1367-2630/abbf24)

PAPER • OPEN ACCESS

Optomechanical cooling by STIRAP-assisted energy transfer: an alternative route towards the mechanical ground state

To cite this article: Bijita Sarma *et al* 2020 *New J. Phys.* **22** 103043

View the [article online](#) for updates and enhancements.



PAPER

Optomechanical cooling by STIRAP-assisted energy transfer: an alternative route towards the mechanical ground state

OPEN ACCESS

RECEIVED
8 July 2020REVISED
28 September 2020ACCEPTED FOR PUBLICATION
7 October 2020PUBLISHED
21 October 2020

Original content from
this work may be used
under the terms of the
[Creative Commons
Attribution 4.0 licence](https://creativecommons.org/licenses/by/4.0/).

Any further distribution
of this work must
maintain attribution to
the author(s) and the
title of the work, journal
citation and DOI.

Bijita Sarma¹ , Thomas Busch¹  and Jason Twamley^{2,3,*} ¹ Quantum Systems Unit, Okinawa Institute of Science and Technology Graduate University, Okinawa 904-0495, Japan² Centre for Engineered Quantum Systems, Department of Physics and Astronomy, Macquarie University, Sydney, New South Wales 2109, Australia³ Quantum Machines Unit, Okinawa Institute of Science and Technology Graduate University, Okinawa 904-0495, Japan

* Author to whom any correspondence should be addressed.

E-mail: jason.twamley1@oist.jp**Keywords:** cavity optomechanics, mechanical cooling, STIRAP

Abstract

Standard optomechanical cooling methods ideally require weak coupling and cavity damping rates which enable the motional sidebands to be well resolved. If the coupling is too large then sideband-resolved cooling is unstable or the rotating wave approximation can become invalid. In this work we describe a protocol to cool a mechanical resonator coupled to a driven optical mode in an optomechanical cavity, which is also coupled to an optical mode in another auxiliary optical cavity, and both the cavities are frequency-modulated. We show that by modulating the amplitude of the drive as well, one can execute a type of STIRAP transfer of occupation from the mechanical mode to the lossy auxiliary optical mode which results in cooling of the mechanical mode. We show how this protocol can outperform normal optomechanical sideband cooling in various regimes such as the strong coupling and the unresolved sideband limit.

1. Introduction

Mesoscopic mechanical resonators have recently garnered extensive theoretical and experimental research interest due to their potential uses in quantum information processing and quantum state engineering [1–3]. In the field of cavity optomechanics, nanomechanical resonators have been studied to generate entanglement between optical and mechanical modes, to facilitate state transfer between optical and microwave fields, etc, among other various applications. However, optomechanical resonators are always in contact with a thermal bath, which hampers the observation of many quantum effects and requires their cooling to the ground state. For this, conventional cavity cooling makes use of optomechanically enhanced damping due to radiation pressure coupling, where the norm is to drive an optomechanical cavity at the red sideband so that the cooling rate can be increased in comparison to the heating rate. In order to resolve the Stokes and anti-Stokes sidebands the cavity decay rate has typically to be much smaller than the mechanical frequency, $\kappa \ll \omega_b$. In this *resolved sideband regime* a variety of optomechanical cooling schemes exist, including ones based on cavity backaction cooling [4–7], dissipative optomechanical coupling [8, 9], feedback cooling [10–16], quadratic coupling [17, 18], sideband cooling [19, 20], transient cooling [21, 22], cooling based on the quantum interference effect [15, 23, 24], and others. A few proposals for cooling in the unresolved-sideband regime have been developed as well, based on modulation of the cavity damping rate [25], using resonant intracavity optical gain [26], optomechanically induced transparency [27], feedback cooling [28], squeezed light [29, 30], or by changing photon statistics via parametric interaction [31].

Most of the experiments on cavity optomechanical cooling have focused on sideband cooling in the weak coupling regime, which offers the potential to obtain mechanical ground state in the resolved sideband condition. Nevertheless, the strong optomechanical coupling regime is of interest because it is essential for coherent-quantum control of mechanical resonators, where such resonators can be used for quantum state transfer in optomechanical systems [32–36], and also for application as quantum

transducers for wavelength conversion where it connects to both optical and microwave electromechanical components [37, 38]. These mechanical control protocols mostly work in precooled optomechanical systems because any quantum fluctuations due to the large thermal bath occupations can deteriorate such state preparations. Hence, it is natural to seek ways to achieve cooling in such strong optomechanical coupling regimes.

In this work we propose a novel method to cool an optomechanical mirror based on adiabatic transfer of phonons into photons. Our model consists of an optomechanical system where a frequency-modulated primary optical cavity, is coupled to a mechanical resonator, and also to a frequency-modulated auxiliary optical cavity. We show that by driving the primary optical cavity with an amplitude-modulated optical field, one can transfer phonons from the mechanical resonator to the auxiliary cavity mode without populating the primary cavity. We use a technique similar to stimulated Raman adiabatic passage (STIRAP) to drain the phononic excitations to the auxiliary lossy optical cavity and by repeatedly iterating the pulses sequence, we show that it is possible to cool the mechanical mode down to the ground state. The advantage of our method is that it operates over a much broader range of conditions than what can be accommodated using standard sideband cooling methods, including strong coupling and the unresolved sideband limit.

2. Model

We consider a system consisting of a primary optomechanical cavity coupled to an auxiliary optical cavity, as shown in figures 1(a) and (b). There is a cavity–cavity coupling between the primary cavity (with mode c) and the auxiliary cavity (with mode a), with fixed coupling rate g_{ca} . The primary cavity mode is also optomechanically coupled to a mechanical mode (b), with single-photon coupling rate g_{cb} . The Hamiltonian of the complete system is given by (in units of $\hbar = 1$)

$$H_0 = \omega_a a^\dagger a + \omega_b b^\dagger b + \omega_c c^\dagger c + g_{cb} c^\dagger c (b + b^\dagger) + g_{ca} (a^\dagger c + c^\dagger a) + i(\varepsilon_p c^\dagger e^{-i\omega_p t} - \varepsilon_p^* c e^{i\omega_p t}), \quad (1)$$

where $a(a^\dagger)$, $b(b^\dagger)$ and $c(c^\dagger)$ are the annihilation (creation) operators of the auxiliary cavity mode, mechanical mode and primary cavity mode with resonance frequencies ω_a , ω_b , and ω_c respectively. The resonance frequencies of the two cavity modes, ω_a and ω_c , are time-modulated, which can be achieved using an electro-optic modulator [39–42]. The last term describes the external driving of the primary cavity mode, where, ε_p is the amplitude, which will be time-modulated, and ω_p is the frequency of the drive. The Hamiltonian of the system in a doubly-rotating frame, under the transformation, $R = \exp [i\omega_p (a^\dagger a + c^\dagger c) t]$, with $H = RH_0R^\dagger + i\frac{\partial R}{\partial t}R^\dagger$, is given by

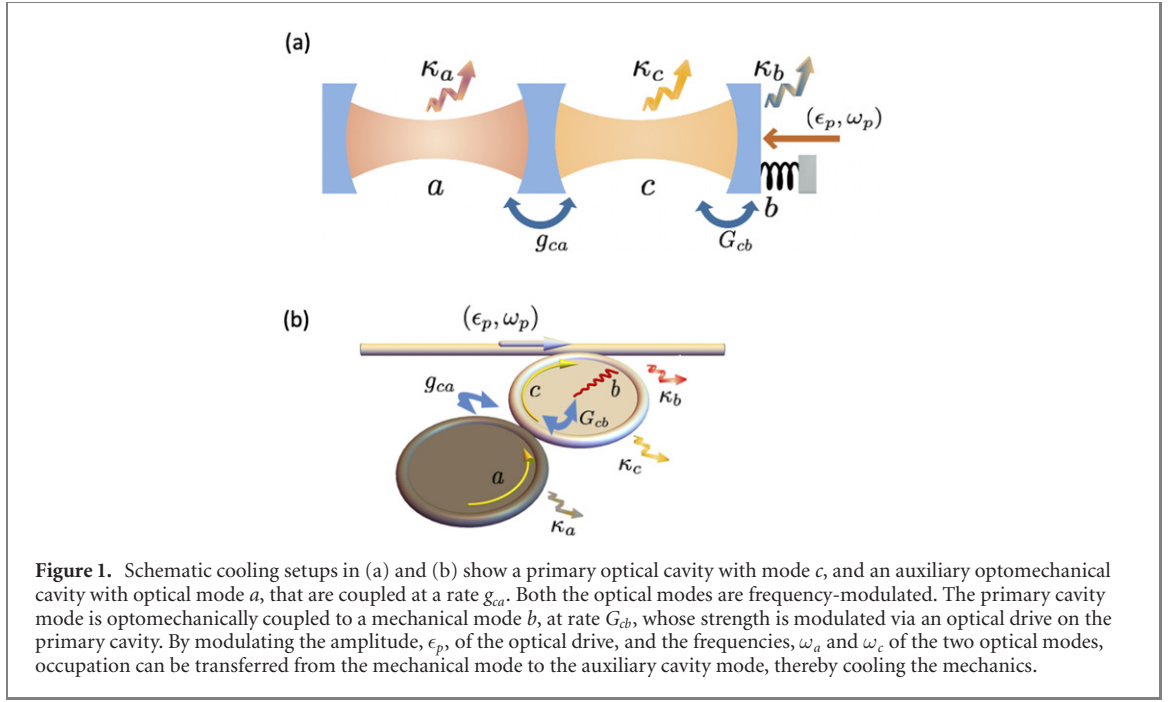
$$H = \Delta_a a^\dagger a + \omega_b b^\dagger b + \Delta_c c^\dagger c + g_{cb} c^\dagger c (b + b^\dagger) + g_{ca} (a^\dagger c + c^\dagger a) + i(\varepsilon_p c^\dagger - \varepsilon_p^* c), \quad (2)$$

where, $\Delta_a(t) = \omega_a(t) - \omega_p$ and $\Delta_c(t) = \omega_c(t) - \omega_p$, are the cavity detunings. The dynamical evolution of the system operators can be described by the Langevin equations

$$\begin{aligned} \dot{a} &= (-i\Delta_a - \kappa_a)a - ig_{ca}c + \sqrt{2\kappa_a}a_{\text{in}}, \\ \dot{b} &= (-i\omega_b - \kappa_b)b - ig_{cb}c^\dagger c + \sqrt{2\kappa_b}b_{\text{in}}, \\ \dot{c} &= (-i\Delta_c - \kappa_c)c - ig_{ca}a - ig_{cb}c(b + b^\dagger) + \varepsilon_p + \sqrt{2\kappa_c}c_{\text{in}}, \end{aligned} \quad (3)$$

where κ_a , κ_b and κ_c are the losses of the auxiliary cavity mode, the mechanical mode and the primary cavity mode, respectively. The a_{in} , b_{in} and c_{in} are the noise operators with zero mean values and correlation functions given by $\langle A_{\text{in}}(t)A_{\text{in}}^\dagger(t') \rangle = (\bar{n}_A + 1)\delta(t - t')$, $\langle A_{\text{in}}^\dagger(t)A_{\text{in}}(t') \rangle = \bar{n}_A\delta(t - t')$, and where $\bar{n}_A = (e^{\hbar\omega_A/k_B T_{\text{bath}}} - 1)^{-1}$ with $A = \{a, b, c\}$, are the mean thermal occupations of the modes. Here T_{bath} is the common bath temperature and k_B is the Boltzmann constant. Following the standard linearization procedure for external driving [43, 44], each Heisenberg operator is expressed as a sum of its steady-state mean value and the quantum fluctuation, i.e., $a = \alpha + a_1$, $b = \beta + b_1$ and $c = \eta + c_1$, where α , β , η are the classical mean field values of the modes and a_1 , b_1 , c_1 are the corresponding quantum fluctuation operators. By separating the classical mean fields and the quantum fluctuations, the classical and quantum Langevin equations can be written as

$$\begin{aligned} (-i\Delta_a - \kappa_a)\alpha - ig_{ca}\eta &= 0, \\ (-i\omega_b - \kappa_b)\beta - ig_{cb}|\eta|^2 &= 0, \\ (-i\tilde{\Delta}_c - \kappa_c)\eta - ig_{ca}\alpha + \varepsilon_p &= 0, \end{aligned} \quad (4)$$



and

$$\begin{aligned}\dot{a}_1 &= (-i\Delta_a - \kappa_a)a_1 - ig_{ca}c_1 + \sqrt{2\kappa_a}a_{in}, \\ \dot{b}_1 &= (-i\omega_b - \kappa_b)b_1 - ig_{cb}(\eta^*c_1 + \eta c_1^\dagger) - ig_{cb}c_1^\dagger c_1 + \sqrt{2\kappa_b}b_{in}, \\ \dot{c}_1 &= (-i\tilde{\Delta}_c - \kappa_c)c_1 - ig_{ca}a_1 - ig_{cb}\eta(b_1 + b_1^\dagger) - ig_{cb}c_1(b_1 + b_1^\dagger) + \sqrt{2\kappa_c}c_{in},\end{aligned}\quad (5)$$

where $\tilde{\Delta}_c = \Delta_c + g_{cb}(\beta + \beta^*)$ with $\beta = -ig_{cb}|\eta|^2/(i\omega_b + \kappa_b)$. For the parameters we consider here, $g_{cb}(\beta + \beta^*) \ll \Delta_c$. Therefore, it can be safely approximated that $\tilde{\Delta}_c \approx \Delta_c$. The mean field amplitude of the primary cavity mode, η is given by

$$\eta = \frac{\epsilon_p(i\Delta_a + \kappa_a)}{g_{ca}^2 + (i\Delta_c + \kappa_c)(i\Delta_a + \kappa_a)}.\quad (6)$$

In the quantum Langevin equations, the product of the fluctuation terms, $ig_{cb}c_1^\dagger c_1$ and $ig_{cb}c_1(b_1 + b_1^\dagger)$, can be considered to be very small in comparison to the other terms, and hence been neglected. Thus, the linearized Hamiltonian of the system is obtained as

$$\begin{aligned}H_{lin} &= \Delta_a a_1^\dagger a_1 + \Delta_c c_1^\dagger c_1 + \omega_b b_1^\dagger b_1 + G_{cb}(c_1 + c_1^\dagger)(b_1 + b_1^\dagger) \\ &\quad + g_{ca}(c_1^\dagger a_1 + c_1 a_1^\dagger),\end{aligned}\quad (7)$$

where $G_{cb} = \eta g_{cb}$ is the coherent-driving-enhanced linearized optomechanical coupling strength. Since η is proportional to the amplitude of the driving field, ϵ_p , one can modulate G_{cb} via the external optical drive on c . However, it is to be noted that the cavity-cavity coupling g_{ca} cannot be modulated using such a technique and in what follows we will assume that we can time-modulate G_{cb} , while g_{ca} is constant in time.

Transforming the Hamiltonian now to an interaction picture with $U = \exp[-i\omega_b(a_1^\dagger a_1 + c_1^\dagger c_1 + b_1^\dagger b_1)t]$, yields $H = UH_{lin}U^\dagger$, where

$$\begin{aligned}H &= \delta_a(t)a_1^\dagger a_1 + \delta_c(t)c_1^\dagger c_1 + G_{cb}(t)(c_1^\dagger b_1 + c_1 b_1^\dagger \\ &\quad + e^{-2i\omega_b t}c_1 b_1 + e^{2i\omega_b t}c_1^\dagger b_1^\dagger) + g_{ca}(c_1^\dagger a_1 + c_1 a_1^\dagger).\end{aligned}\quad (8)$$

Here $\delta_a(t) = \Delta_a(t) - \omega_b$ and $\delta_c(t) = \Delta_c(t) - \omega_b$ are time-dependent detunings. One can see that the detunings can be varied by tuning the frequency-modulations of the two cavities, while the optomechanical coupling is varied by tuning the primary cavity drive amplitude. Using these time-dependent modulations we now seek to apply a STIRAP-like protocol to effectively transfer the phonon population to the auxiliary cavity mode. We also note that in most of our analysis below we will *not* make the rotating wave

approximation (RWA) in the optomechanical coupling term, and the counter rotating terms in the Hamiltonian play an important role particularly when $|G_{cb}|/\omega_b \ll 1$.

3. Population transfer protocol

In conventional three-level atomic systems, population can be transferred using a STIRAP protocol, via a so-called ‘counter-intuitive’ modulation of the coupling strengths, to achieve high fidelity transfer between the initial and the final states. However, this conventional STIRAP method cannot be straightforwardly applied to our system, as the cavity–cavity coupling, g_{ca} cannot be modulated in a time-dependent manner [43–45]. In what follows we therefore use an alternate method which allows population transfer from the mechanical mode to the auxiliary cavity mode by modulating the detunings instead, and show how it allows us to cool the mechanical resonator to the ground state.

For this we write the static optical cavity–cavity coupling, which is traditionally known as the ‘Stokes’ coupling, as $g_{ca} \equiv \Omega_s/2 = \Omega_0/2$ and set the time dependent optomechanical coupling $G_{cb}(t) \equiv \Omega_p/2$, known as the ‘pump coupling’, to be the Gaussian

$$\Omega_p(t) = \Omega_0 e^{-(\frac{t-t_c}{T})^2}, \quad (9)$$

centered at time t_c , with width T , and amplitude Ω_0 . We also apply detunings chosen as

$$\begin{aligned} \delta_c(t) &= \kappa_\delta \delta_s(t), \\ \delta_a(t) &= (\kappa_\delta - 1) \delta_s(t), \end{aligned} \quad (10)$$

where

$$\delta_s(t) = -h_\delta \frac{\Omega_0}{2} \left[\tanh\left(\frac{t-\tau}{\tau_{ch}}\right) + \tanh\left(\frac{t+\tau}{\tau_{ch}}\right) \right], \quad (11)$$

and we will seek values of the parameters $(\kappa_\delta, h_\delta, \tau, \tau_{ch})$, to obtain the best cooling of the b -mode for a given strength of driving Ω_0/ω_b . The pulse shapes are shown in figure 2(a). Here, the parameter Ω_s is equivalent to a Stokes pulse if one considers an analogous three-level atomic system for normal STIRAP. However, our choice of pulse shape can be better understood by looking at the instantaneous eigenvalues of the system. In the RWA the Hamiltonian (8), can be expressed as

$$H = \begin{bmatrix} 0 & \Omega_p(t)/2 & 0 \\ \Omega_p^*(t)/2 & \delta_c(t) & \Omega_s/2 \\ 0 & \Omega_s/2 & \delta_a(t) \end{bmatrix}, \quad (12)$$

which has the right form to possess a ‘dark’ eigenstate. Consider the instantaneous eigenvalues $(\lambda_0, \lambda_1, \lambda_2)$, of this Hamiltonian when the time modulated pulses are applied. If the optomechanical coupling $G_{cb}(t)$ vanishes (i.e. $\Omega_p(t) = 0$), the so-called ‘Stokes’ Hamiltonian is given by

$$H_s = \begin{bmatrix} 0 & 0 & 0 \\ 0 & \delta_c(t) & \Omega_0/2 \\ 0 & \Omega_0^*/2 & \delta_a(t) \end{bmatrix}. \quad (13)$$

This Hamiltonian acts only on the two cavity subspace, i.e. it does not involve the mechanical mode, yielding the asymptotic eigenstates $|s_0(t = \pm\infty)\rangle$, and $|s_\pm(t = \pm\infty)\rangle$, where

$$|s_+(-\infty)\rangle \simeq |N_c\rangle \rightarrow |s_+(+\infty)\rangle \simeq |N_a\rangle, \quad (14)$$

$$|s_-(-\infty)\rangle \simeq |N_a\rangle \rightarrow |s_-(+\infty)\rangle \simeq |N_c\rangle. \quad (15)$$

Here $|N_a\rangle$ ($|N_c\rangle$) are Fock states of the auxiliary (primary) optical cavities and the corresponding eigenvalues are

$$S_0 = 0, \quad S_\pm = \frac{\delta_a + \delta_c}{2} \pm \frac{\sqrt{(\delta_a - \delta_c)^2 + \Omega_0^2}}{2}. \quad (16)$$

The time evolution of the eigenvalues of this Stokes Hamiltonian using the pulses shown in figure 2(a), results in the eigenvalues $S_\pm(t)$ crossing the eigenvalue S_0 twice at $t \sim \pm t_c$. However, when the Gaussian coupling Ω_p is applied, it lifts the degeneracy between S_0 and S_+ , resulting in an avoided crossing, which leads to population transfer. The time evolution of the phonon occupancy in the mechanical resonator, N_b ($\langle b_1^\dagger b_1 \rangle$), and photon occupancy in the two cavities, N_a ($\langle a_1^\dagger a_1 \rangle$) and N_c ($\langle c_1^\dagger c_1 \rangle$), are shown in figure 2(b) for the case when initially $(N_b, N_a, N_c) = (1, 0, 0)$, found by solving the Schrödinger equation without

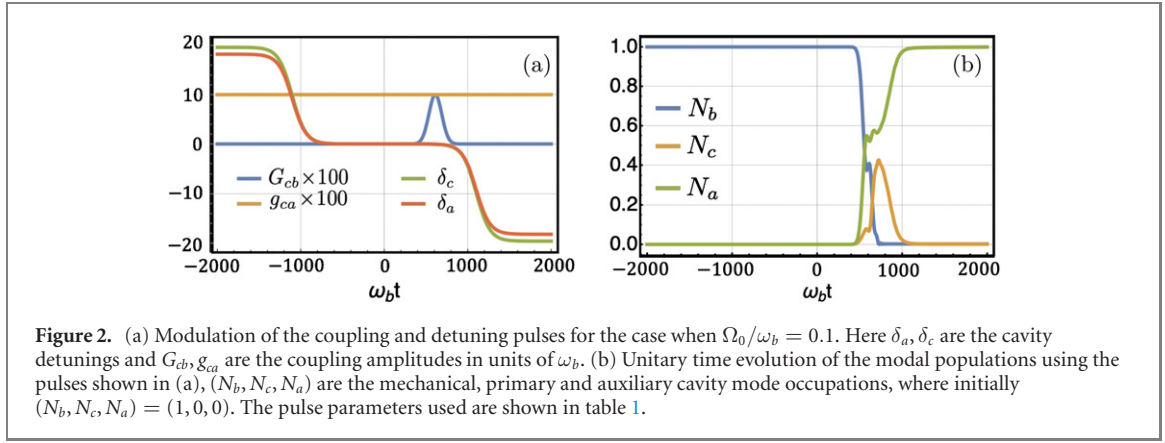


Table 1. Values of the parameters used in figures 2–4. The thermal occupations \bar{n}_a, \bar{n}_c , of the optical modes are taken to vanish, while \bar{n}_b is set equal to the mode’s initial occupation, e.g. $\bar{n}_b = 10^3$, in figures 3 and 4.

Figure	Ω_0/ω_b	$\omega_b\tau_{ch}$	κ_δ	$\omega_b\tau$	h_δ	$\omega_b T$	$\omega_b t_c$
2	0.1	164.99	14.05	1101.69	13.94	108.76	612.26
3	0.9	18.33	14.05	122.41	13.94	12.08	68.03
4(a)	0.3	54.99	14.05	367.23	13.94	36.25	204.08
4(b)	0.5	32.99	14.05	220.34	13.94	21.75	122.45
4(c)	0.6	27.49	14.05	183.62	13.94	18.13	102.04
4(d)	0.9	18.33	14.05	122.41	13.94	12.08	68.03
4(e)	1.2	13.74	14.05	91.81	13.94	9.06	51.02
4(f)	0.2	82.49	14.05	550.85	13.94	54.38	306.13

considering any coupling of the system to external baths. One can see that the population is transferred with virtually 100% fidelity from the phonon b -mode to the auxiliary cavity a -mode. The population in the primary cavity c -mode, is briefly non-zero and quickly returns to vanishing occupancy, leading to a complete transfer to the auxiliary cavity mode, despite a vast difference in frequencies between the mechanical and optical modes. This method will be extended in the following to study the population dynamics in a realistic open system by coupling each mode to a thermal bath.

In order to apply our proposed method in a realistic setup one needs to consider open quantum system dynamics. The phonon number evolution can be studied via covariance methods using the quantum master equation [46, 47], which for our model is given by

$$\dot{\rho} = i[\rho, H] + \left\{ \kappa_a (\bar{n}_a + 1) \mathcal{D}[a_1] + \kappa_a \bar{n}_a \mathcal{D}[a_1^\dagger] + \kappa_c (\bar{n}_c + 1) \mathcal{D}[c_1] + \kappa_c \bar{n}_c \mathcal{D}[c_1^\dagger] + \kappa_b (\bar{n}_b + 1) \mathcal{D}[b_1] + \kappa_b \bar{n}_b \mathcal{D}[b_1^\dagger] \right\} \rho, \quad (17)$$

where

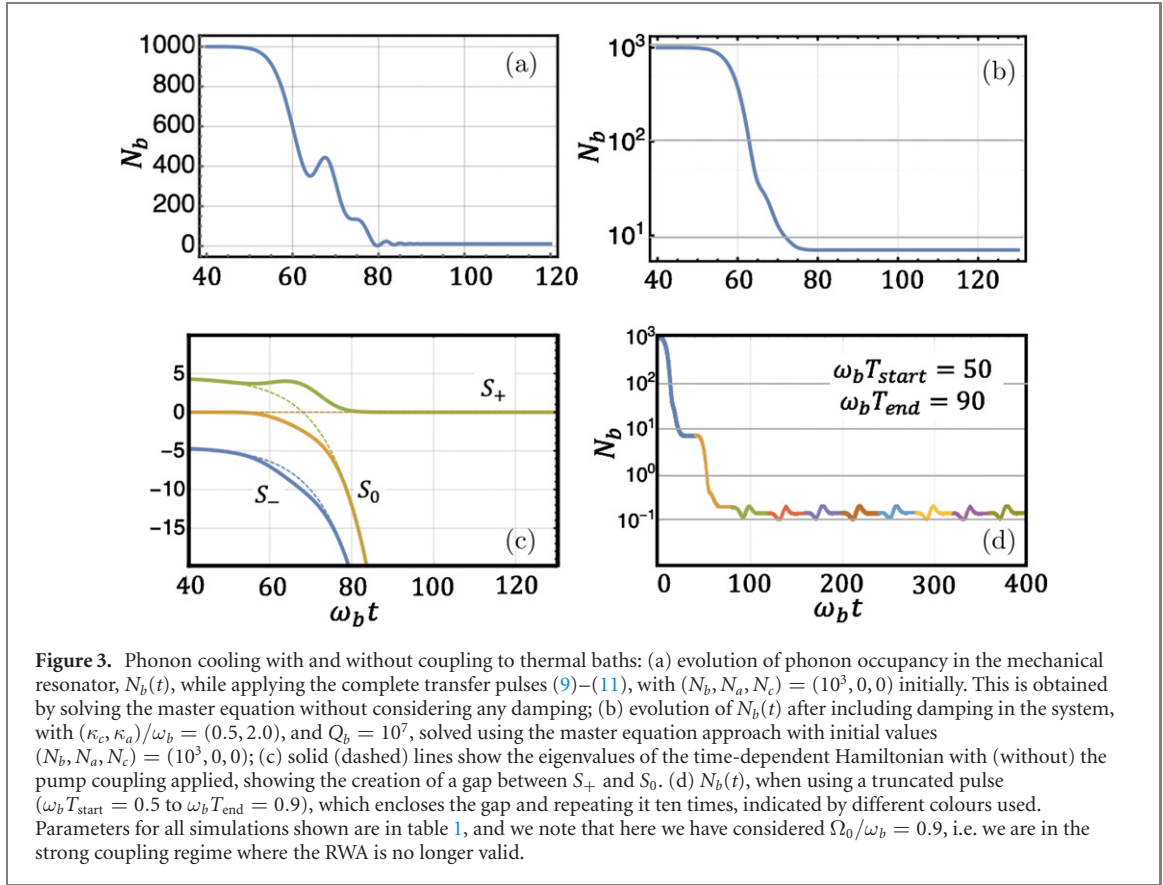
$$H = \delta_a(t) a_1^\dagger a_1 + \delta_c(t) c_1^\dagger c_1 + G_{cb}(t) \left(c_1^\dagger b_1 + c_1 b_1^\dagger + e^{-2i\omega_b t} \times c_1 b_1 + e^{2i\omega_b t} c_1^\dagger b_1^\dagger \right) + g_{ca} (c_1^\dagger a_1 + c_1 a_1^\dagger), \quad (18)$$

and $\mathcal{D}[A]\rho \equiv A\rho A^\dagger - 1/2 \{A^\dagger A, \rho\}$. We use the covariance approach to find the time evolution of the mean phonon number $\langle b_1^\dagger b_1 \rangle(t)$. For this, we solve a linear system of differential equations

$$\partial_t \langle \hat{o}_i \hat{o}_j \rangle = \text{Tr}(\dot{\rho} \hat{o}_i \hat{o}_j) = \sum_{m,n} \mu_{m,n} \langle \hat{o}_m \hat{o}_n \rangle, \quad (19)$$

where $\hat{o}_i, \hat{o}_j, \hat{o}_m, \hat{o}_n$ are one of the operators: $a_1^\dagger, c_1^\dagger, b_1^\dagger, a_1, c_1$ and b_1 ; and $\mu_{m,n}$ are the corresponding coefficients. The ordinary differential equations for the time evolution of the second-order moments can be obtained from the master equation as follows,

$$\partial_t \langle a_1^\dagger a_1 \rangle = i g_{ca} (\langle c_1^\dagger a_1 \rangle - \langle a_1^\dagger c_1 \rangle) - \kappa_a (\bar{n}_a + 1) \langle a_1^\dagger a_1 \rangle + \kappa_a \bar{n}_a (1 + \langle a_1^\dagger a_1 \rangle), \quad (20)$$



$$\begin{aligned}
\partial_t \langle c_1^\dagger c_1 \rangle &= i g_{ca} (\langle a_1^\dagger c_1 \rangle - \langle c_1^\dagger a_1 \rangle) + i G_{cb} (\langle b_1^\dagger c_1 \rangle - \langle c_1^\dagger b_1 \rangle) + i G_{cb} e^{-2i\omega_b t} \langle c_1 b_1 \rangle \\
&\quad - i G_{cb} e^{2i\omega_b t} \langle c_1^\dagger b_1^\dagger \rangle - \kappa_c (\bar{n}_c + 1) \langle c_1^\dagger c_1 \rangle + \kappa_c \bar{n}_c (1 + \langle c_1^\dagger c_1 \rangle), \\
\partial_t \langle b_1^\dagger b_1 \rangle &= -i G_{cb} (\langle b_1^\dagger c_1 \rangle - \langle c_1^\dagger b_1 \rangle) + i G_{cb} e^{-2i\omega_b t} \langle c_1 b_1 \rangle - i G_{cb} e^{2i\omega_b t} \langle c_1^\dagger b_1^\dagger \rangle \\
&\quad - \kappa_b (\bar{n}_b + 1) \langle b_1^\dagger b_1 \rangle + \kappa_b \bar{n}_b (1 + \langle b_1^\dagger b_1 \rangle), \\
\partial_t \langle a_1^\dagger c_1 \rangle &= i \delta_a \langle a_1^\dagger c_1 \rangle - i \delta_c \langle c_1 a_1^\dagger \rangle + i g_{ca} (\langle c_1^\dagger c_1 \rangle - \langle a_1^\dagger a_1 \rangle) - i G_{cb} \langle b_1 a_1^\dagger \rangle \\
&\quad - i G_{cb} e^{2i\omega_b t} \langle a_1^\dagger b_1^\dagger \rangle - (\kappa_a/2) (\bar{n}_a + 1) \langle a_1^\dagger c_1 \rangle + (\kappa_a/2) \bar{n}_a \langle c_1 a_1^\dagger \rangle \\
&\quad - (\kappa_c/2) (\bar{n}_c + 1) \langle a_1^\dagger c_1 \rangle + (\kappa_c/2) \bar{n}_c \langle c_1 a_1^\dagger \rangle, \\
\partial_t \langle a_1^\dagger b_1 \rangle &= i \delta_a \langle a_1^\dagger b_1 \rangle + i g_{ca} \langle c_1^\dagger b_1 \rangle - i G_{cb} \langle c_1 a_1^\dagger \rangle - i G_{cb} e^{2i\omega_b t} \langle a_1^\dagger c_1^\dagger \rangle \\
&\quad - (\kappa_a/2) (\bar{n}_a + 1) \langle a_1^\dagger b_1 \rangle + (\kappa_a/2) \bar{n}_a \langle a_1^\dagger b_1 \rangle - (\kappa_b/2) (\bar{n}_b + 1) \langle a_1^\dagger b_1 \rangle \\
&\quad + (\kappa_b/2) \bar{n}_b \langle a_1^\dagger b_1 \rangle, \\
\partial_t \langle c_1^\dagger b_1 \rangle &= i \delta_c \langle c_1^\dagger b_1 \rangle + i g_{ca} \langle a_1^\dagger b_1 \rangle + i G_{cb} (\langle b_1^\dagger b_1 \rangle - \langle c_1^\dagger c_1 \rangle) + i G_{cb} e^{-2i\omega_b t} \langle b_1 b_1 \rangle \\
&\quad - i G_{cb} e^{2i\omega_b t} \langle c_1^\dagger c_1^\dagger \rangle - (\kappa_b/2) (\bar{n}_b + 1) \langle c_1^\dagger b_1 \rangle + (\kappa_b/2) \bar{n}_b \langle c_1^\dagger b_1 \rangle \\
&\quad - (\kappa_c/2) (\bar{n}_c + 1) \langle c_1^\dagger b_1 \rangle + (\kappa_c/2) \bar{n}_c \langle c_1^\dagger b_1 \rangle, \\
\partial_t \langle b_1 b_1 \rangle &= -2i G_{cb} \langle b_1 c_1 \rangle - 2i G_{cb} e^{2i\omega_b t} \langle c_1^\dagger b_1 \rangle + \kappa_b (\bar{n}_b + 1) \langle b_1 b_1 \rangle \\
&\quad + \kappa_b \bar{n}_b \langle b_1 b_1 \rangle, \\
\partial_t \langle c_1 b_1 \rangle &= -i \delta_c \langle b_1 c_1 \rangle - i G_{cb} (\langle c_1 c_1 \rangle + \langle b_1 b_1 \rangle) - i g_{ca} \langle a_1 b_1 \rangle \\
&\quad - (\kappa_b/2) (\bar{n}_b + 1) \langle b_1 c_1 \rangle + (\kappa_b/2) \bar{n}_b \langle b_1 c_1 \rangle - i G_{cb} e^{2i\omega_b t} (\langle c_1^\dagger c_1 \rangle \\
&\quad + \langle b_1^\dagger b_1 \rangle + 1) - (\kappa_c/2) (\bar{n}_c + 1) \langle b_1 c_1 \rangle + (\kappa_c/2) \bar{n}_c \langle b_1 c_1 \rangle,
\end{aligned}$$

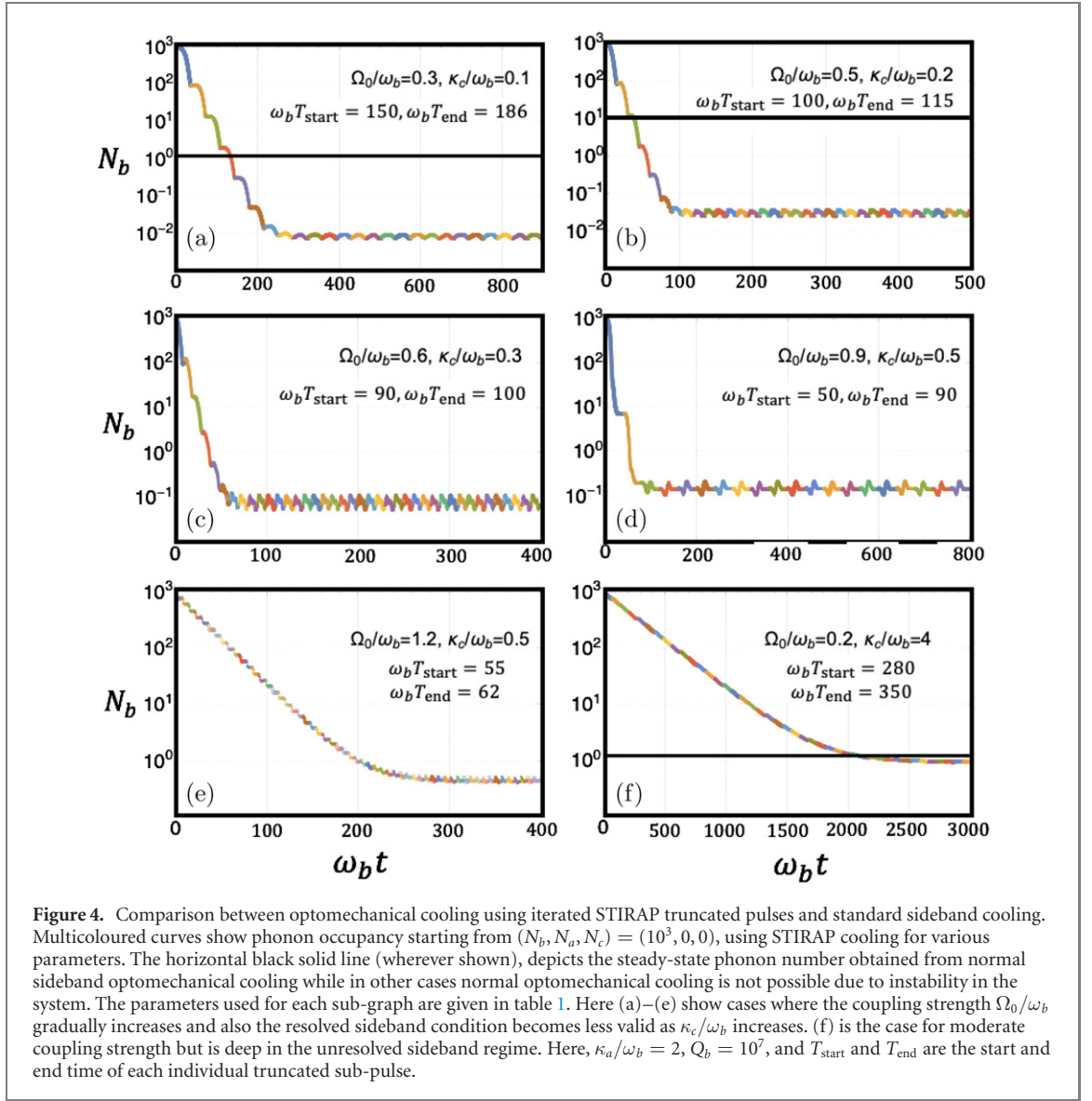


Figure 4. Comparison between optomechanical cooling using iterated STIRAP truncated pulses and standard sideband cooling. Multicoloured curves show phonon occupancy starting from $(N_b, N_a, N_c) = (10^3, 0, 0)$, using STIRAP cooling for various parameters. The horizontal black solid line (wherever shown), depicts the steady-state phonon number obtained from normal sideband optomechanical cooling while in other cases normal optomechanical cooling is not possible due to instability in the system. The parameters used for each sub-graph are given in table 1. Here (a)–(e) show cases where the coupling strength Ω_0/ω_b gradually increases and also the resolved sideband condition becomes less valid as κ_c/ω_b increases. (f) is the case for moderate coupling strength but is deep in the unresolved sideband regime. Here, $\kappa_a/\omega_b = 2$, $Q_b = 10^7$, and T_{start} and T_{end} are the start and end time of each individual truncated sub-pulse.

$$\begin{aligned}
\partial_t \langle a_1^\dagger c_1^\dagger \rangle &= i(\delta_a + \delta_c) \langle a_1^\dagger c_1^\dagger \rangle + g_{ca} (\langle c_1^\dagger c_1^\dagger \rangle + \langle a_1^\dagger a_1^\dagger \rangle) + G_{cb} \langle a_1^\dagger b_1^\dagger \rangle \\
&\quad + G_{cb} e^{-2i\omega_b t} \langle a_1^\dagger b_1 \rangle - (\kappa_a/2)(\bar{n}_a + 1) \langle a_1^\dagger c_1^\dagger \rangle \\
&\quad + (\kappa_a/2)\bar{n}_a \langle a_1^\dagger c_1^\dagger \rangle - (\kappa_c/2)(\bar{n}_c + 1) \langle a_1^\dagger c_1^\dagger \rangle + (\kappa_c/2)\bar{n}_c \langle a_1^\dagger c_1^\dagger \rangle, \\
\partial_t \langle a_1^\dagger b_1^\dagger \rangle &= i\delta_a \langle a_1^\dagger b_1^\dagger \rangle + ig_{ca} \langle c_1^\dagger b_1^\dagger \rangle + iG_{cb} \langle a_1^\dagger c_1^\dagger \rangle + iG_{cb} e^{-2i\omega_b t} \langle a_1^\dagger c_1 \rangle \\
&\quad - (\kappa_a/2)(\bar{n}_a + 1) \langle a_1^\dagger b_1^\dagger \rangle + (\kappa_a/2)\bar{n}_a \langle a_1^\dagger b_1^\dagger \rangle \\
&\quad - (\kappa_b/2)(\bar{n}_b + 1) \langle a_1^\dagger b_1^\dagger \rangle + (\kappa_b/2)\bar{n}_b \langle a_1^\dagger b_1^\dagger \rangle, \\
\partial_t \langle c_1^\dagger c_1^\dagger \rangle &= 2i\delta_c \langle c_1^\dagger c_1^\dagger \rangle + 2ig_{ca} \langle a_1^\dagger c_1^\dagger \rangle + 2iG_{cb} \langle b_1^\dagger c_1^\dagger \rangle + 2iG_{cb} e^{-2i\omega_b t} \langle c_1^\dagger b_1 \rangle \\
&\quad + \kappa_c(\bar{n}_c + 1) \langle c_1^\dagger c_1^\dagger \rangle + \kappa_c \bar{n}_c \langle c_1^\dagger c_1^\dagger \rangle, \\
\partial_t \langle a_1^\dagger a_1^\dagger \rangle &= 2i\delta_a \langle a_1^\dagger a_1^\dagger \rangle + 2ig_{ca} \langle a_1^\dagger c_1^\dagger \rangle + \kappa_a(\bar{n}_a + 1) \langle a_1^\dagger a_1^\dagger \rangle + \kappa_a \bar{n}_a \langle a_1^\dagger a_1^\dagger \rangle. \tag{21}
\end{aligned}$$

Solving these equations, one can determine the mean values of all the time-dependent second-order moments: $\langle a_1^\dagger a_1 \rangle$, $\langle c_1^\dagger c_1 \rangle$, $\langle b_1^\dagger b_1 \rangle$, $\langle a_1^\dagger c_1 \rangle$, $\langle a_1^\dagger b_1 \rangle$, $\langle c_1^\dagger b_1 \rangle$, $\langle c_1 b_1 \rangle$, $\langle a_1^\dagger b_1^\dagger \rangle$, $\langle c_1^\dagger a_1^\dagger \rangle$, $\langle b_1^\dagger \rangle$, $\langle c_1^\dagger c_1^\dagger \rangle$ and $\langle a_1^\dagger a_1^\dagger \rangle$. In the following, we will consider an initial state of the system where only the b -mode is occupied, i.e. $\langle b_1^\dagger b_1 \rangle(t=0)$ is nonzero. We will consider that at $t=0$, all the other second-order moments vanish. In particular the initial thermal occupations of the optical cavities at room temperatures is assumed to be vanishingly small.

Table 2. Comparison of steady-state phonon number calculated for normal cooling N_{\min}^{NC} , and the minimal phonon number obtained using the iterated STIRAP-cooling method N_{\min}^{SC} , for a variety of parameters. Here, $\omega_b T_{\text{start}}$ and $\omega_b T_{\text{end}}$ are the start and end time of each pulse which have been found to achieve the optimal cooling in each case. We observe that STIRAP cooling succeeds in all cases and in some cases reaches lower final phonon occupations.

G/ω_b	κ_c/ω_b	κ_a/ω_b	Q_b	$\omega_b T_{\text{start}}$	$\omega_b T_{\text{end}}$	N_{\min}^{NC}	N_{\min}^{SC}
0.02	0.05	0.01	10^5	3000	3180	0.51	2.11
0.02	0.05	2	10^5	3000	3180	0.51	1.98
0.02	0.05	0.01	10^7	3000	3180	0.005	0.021
0.02	0.05	2	10^7	3000	3180	0.005	0.020
0.1	0.1	0.01	10^5	500	600	0.13	0.52
0.1	0.1	2	10^5	500	600	0.13	0.39
0.1	0.1	0.01	10^7	500	600	0.0070	0.0077
0.1	0.1	2	10^7	500	600	0.0070	0.0058
0.3	0.1	0.01	10^5	150	186	0.173	0.442
0.3	0.1	2	10^5	150	186	0.173	0.219
0.3	0.1	0.01	10^7	150	186	0.071	0.016
0.3	0.1	2	10^7	150	186	0.071	0.008
0.5	0.2	0.01	10^5	100	115	12.679	0.184
0.5	0.2	2	10^5	100	115	12.679	0.114
0.5	0.2	0.01	10^7	100	115	12.628	0.046
0.5	0.2	2	10^7	100	115	12.628	0.030
0.6	0.3	0.01	10^5	90	100	Unstable	0.179
0.6	0.3	2	10^5	90	100	Unstable	0.136
0.6	0.3	0.01	10^7	90	100	Unstable	0.097
0.6	0.3	2	10^7	90	100	Unstable	0.080
0.9	0.5	0.01	10^5	50	90	Unstable	0.300
0.9	0.5	2	10^5	50	90	Unstable	0.266
0.9	0.5	0.01	10^7	50	90	Unstable	0.161
0.9	0.5	2	10^7	50	90	Unstable	0.149
1.2	0.5	0.01	10^5	55	62	Unstable	1.574
1.2	0.5	2	10^5	55	62	Unstable	0.717
1.2	0.5	0.01	10^7	55	62	Unstable	0.441
1.2	0.5	2	10^7	55	62	Unstable	0.451
1.5	0.5	0.01	10^5	44	51	Unstable	1.574
1.5	0.5	2	10^5	44	51	Unstable	1.44
1.5	0.5	0.01	10^7	44	51	Unstable	1.143
1.5	0.5	2	10^7	44	51	Unstable	1.03
0.2	4	0.01	10^5	280	350	1.273	3.512
0.2	4	2	10^5	280	350	1.273	3.46
0.2	4	0.01	10^7	280	350	1.023	0.953
0.2	4	2	10^7	280	350	1.023	0.940
0.5	10	0.01	10^5	100	150	6.480	10.09
0.5	10	2	10^5	100	150	6.480	9.91
0.5	10	0.01	10^7	100	150	6.381	5.37
0.5	10	2	10^7	100	150	6.381	5.277

Using this approach, we plot the unitary evolution of the phonon occupation, N_b , for a system in the strong coupling regime with $\Omega_0/\omega_b = 0.9$ in figure 3(a), without considering any damping in the system. Setting initially $(N_b, N_a, N_c) = (10^3, 0, 0)$, we see that one can achieve nearly perfect transfer out of the b -mode. In order to consider a realistic system, we incorporate damping in the system with $\kappa_c/\omega_b = 0.5$, $\kappa_a/\omega_b = 2$, and $Q_b(\omega_b/\kappa_b) = 10^7$, and initially $N_b = 10^3$, and we observe the evolution shown in figure 3(b). Although the phonon occupation reduces significantly it does not reach the ground state.

In figure 3(c) we plot the eigenspectrum and note that when the pump pulse is applied, a gap opens up between the eigenstates S_0 and S_+ . As the system evolves adiabatically from the initial state to the final state, it stays on the same eigenstate because of this avoided crossing [48–50], and it is this gap that permits the transfer. In STIRAP, the system evolution along the eigenstate is perfect if the evolution is adiabatic and infinitely slow. Such infinitely slow evolution will permit perfect transfer despite the gap to another eigenstate becoming very small (as long as the gap is nonzero), anytime during the adiabatic evolution. However, for faster evolution, non-adiabatic evolution might occur which will degrade the transfer [48]. If the gap can be widened then such non-adiabatic processes are greatly reduced improving the transfer. And as can be seen from equation (16), the eigenvalue S_+ increases as Ω_0 is increased; thereby opening up the gap between S_0 and S_+ , allowing faster transfers, but there are physical limits on how large Ω_0/ω_b can be [32–36]. Since most of the transfer occurs during this gap we consider in the following a truncated portion of the full pulse chosen from the behaviour in the interval $t \in \{T_{\text{start}}, T_{\text{end}}\}$, which closely matches the temporal location of this gap. Iterating this truncated sub-pulse a number of times, as shown in figure 3(d), allows us to minimise the time for heating and thereby efficiently cool the mechanical mode to its ground state. In the following, we will apply this method over a range of system parameters, and we will also discuss the advantages over standard optomechanical cooling.

4. Comparison to standard optomechanical cooling

In standard optomechanical sideband cooling, a quantum cooling limit exists which is characterised by when the system finally attains a stationary state, i.e. $d\langle o_i o_j \rangle / dt = 0$. When working on the red side-band ($\Delta_c = \omega_b$), and when the cooperativity parameter $C \equiv 4|G_{cb}|^2 / (\kappa_b \kappa_c) \gg 1$, the steady-state final mean phonon number is given by [51],

$$\langle b_1^\dagger b_1 \rangle_{\text{lim}} \simeq \frac{4|G_{cb}|^2 + \kappa_c^2}{4|G_{cb}|^2(\kappa_c + \kappa_b)} \kappa_b \bar{n}_b + \frac{(4\omega_b^2 - \kappa_c^2)(8|G_{cb}|^2 + \kappa_c^2) + 2\kappa_c^4}{16\omega_b^2(4\omega_b^2 + \kappa_c^2 - 16|G_{cb}|^2)}, \quad (22)$$

where the first term describes the cooling limit in the presence of a motional thermal environment, while the second term describes the cooling limit achieved in the case where the motional bath is the vacuum. This latter is non-zero as the cooling process itself has competing cooling and heating rates. The stability condition is given by the Routh–Hurwitz criterion, $|G_{cb}|^2 < \omega_b^2/4 + \kappa_c^2/16$ [51].

In figure 4, we compare the reduction of the phonon occupancy achieved via iterated STIRAP pulses and standard sideband cooling in different regimes. For the parameters shown in figures 4(c)–(e), the conditions for stability in normal sideband optomechanical cooling are violated and that cooling method fails. However, our method succeeds and one can almost reach the ground state in most cases. For the parameters shown in figures 4(a), (b) and (f), normal sideband cooling works, however, it is evident that our method returns better cooling in these regimes. An elaborate comparison is presented in table 2 for a range of parameters from where the regimes where our method succeeds over normal sideband cooling can be easily identified. It can be seen that in the unresolved sideband regime, i.e. $\kappa_c \gg \omega_b$, cooling with the STIRAP pulses can be improved with higher κ_a/ω_b .

5. Conclusions

Cooling of mechanical resonators remains a crucial goal in the engineering of quantum motional states of matter. Using a detuning-assisted STIRAP scheme we have shown that a cooling method exists which effectively transfers the quanta from the mechanical oscillator to an optical oscillator in a one-way fashion and operates over a broad range of parameters. Just as normal STIRAP transfer is quite robust to pulse/parameter imperfections we expect our scheme should also exhibit similar robustness.

Acknowledgments

We acknowledge support from the ARC Centre of Excellence for Engineered Quantum Systems CE170100009 and the Okinawa Institute of Science and Technology Graduate University.

ORCID iDs

Bijita Sarma  <https://orcid.org/0000-0001-5764-8519>

Thomas Busch  <https://orcid.org/0000-0003-0535-2833>

Jason Twamley  <https://orcid.org/0000-0002-8930-6131>

References

- [1] Marquardt F and Girvin S M 2009 *Physics* **2** 40
- [2] Aspelmeyer M, Kippenberg T J and Marquardt F 2014 *Rev. Mod. Phys.* **86** 1391
- [3] Stannigel K, Komar P, Habraken S, Bennett S, Lukin M D, Zoller P and Rabl P 2012 *Phys. Rev. Lett.* **109** 013603
- [4] Schliesser A, Del’Haye P, Nooshi N, Vahala K and Kippenberg T 2006 *Phys. Rev. Lett.* **97** 243905
- [5] Gigan S et al 2006 *Nature* **444** 67–70
- [6] Dantan A, Genes C, Vitali D and Pinard M 2008 *Phys. Rev. A* **77** 011804
- [7] Peterson R, Purdy T, Kampel N, Andrews R, Yu P L, Lehnert K and Regal C 2016 *Phys. Rev. Lett.* **116** 063601
- [8] Weiss T and Nunnenkamp A 2013 *Phys. Rev. A* **88** 023850
- [9] Yan M Y, Li H K, Liu Y C, Jin W L and Xiao Y F 2013 *Phys. Rev. A* **88** 023802
- [10] Mancini S, Vitali D and Tombesi P 1998 *Phys. Rev. Lett.* **80** 688
- [11] Cohadon P F, Heidmann A and Pinard M 1999 *Phys. Rev. Lett.* **83** 3174
- [12] Kleckner D and Bouwmeester D 2006 *Nature* **444** 75
- [13] Corbitt T, Wipf C, Bodiya T, Ottaway D, Sigg D, Smith N, Whitcomb S and Mavalvala N 2007 *Phys. Rev. Lett.* **99** 160801
- [14] Poggio M, Degen C, Mamin H and Rugar D 2007 *Phys. Rev. Lett.* **99** 017201
- [15] Genes C, Vitali D, Tombesi P, Gigan S and Aspelmeyer M 2008 *Phys. Rev. A* **77** 033804
- [16] Wilson D J, Sudhir V, Piro N, Schilling R, Ghadimi A and Kippenberg T J 2015 *Nature* **524** 325–9
- [17] Nunnenkamp A, Børkje K, Harris J and Girvin S 2010 *Phys. Rev. A* **82** 021806
- [18] Deng Z, Li Y, Gao M and Wu C 2012 *Phys. Rev. A* **85** 025804
- [19] Teufel J D et al 2011 *Nature* **475** 359
- [20] Karuza M, Molinelli C, Galassi M, Biancofiore C, Natali R, Tombesi P, Di Giuseppe G and Vitali D 2012 *New J. Phys.* **14** 095015
- [21] Liao J Q and Law C K 2011 *Phys. Rev. A* **84** 053838
- [22] Machnes S, Cerrillo J, Aspelmeyer M, Wiczorek W, Plenio M B and Retzker A 2012 *Phys. Rev. Lett.* **108** 153601
- [23] Xia K and Evers J 2009 *Phys. Rev. Lett.* **103** 227203
- [24] Wang X, Vinjanampathy S, Strauch F W and Jacobs K 2011 *Phys. Rev. Lett.* **107** 177204
- [25] Elste F, Girvin S and Clerk A 2009 *Phys. Rev. Lett.* **102** 207209
- [26] Genes C, Ritsch H and Vitali D 2009 *Phys. Rev. A* **80** 061803
- [27] Ojanen T and Børkje K 2014 *Phys. Rev. A* **90** 013824
- [28] Rossi M, Mason D, Chen J, Tsaturyan Y and Schliesser A 2018 *Nature* **563** 53–8
- [29] Clark J B, Lecocq F, Simmonds R W, Aumentado J and Teufel J D 2017 *Nature* **541** 191
- [30] Asjad M, Zippilli S and Vitali D 2016 *Phys. Rev. A* **94** 051801
- [31] Huang S and Agarwal G 2009 *Phys. Rev. A* **79** 013821
- [32] Verhagen E, Deléglise S, Weis S, Schliesser A and Kippenberg T J 2012 *Nature* **482** 63–7
- [33] Gröblacher S, Hammerer K, Vanner M R and Aspelmeyer M 2009 *Nature* **460** 724–7
- [34] Palomaki T A, Harlow J W, Teufel J D, Simmonds R W and Lehnert K W 2013 *Nature* **495** 210–4
- [35] Dobrindt J M, Wilson-Rae I and Kippenberg T J 2008 *Phys. Rev. Lett.* **101** 263602
- [36] Akram U, Kiesel N, Aspelmeyer M and Milburn G J 2010 *New J. Phys.* **12** 083030
- [37] O’Connell A D et al 2010 *Nature* **464** 697–703
- [38] Taylor J M, Sørensen A S, Marcus C M and Polzik E S 2011 *Phys. Rev. Lett.* **107** 273601
- [39] Kobayashi T, Sueta T, Cho Y and Matsuo Y 1972 *Appl. Phys. Lett.* **21** 341–3
- [40] Liu A, Jones R, Liao L, Samara-Rubio D, Rubin D, Cohen O, Nicolaescu R and Panizza M 2004 *Nature* **427** 615–8
- [41] Miao H, Srinivasan K and Aksyuk V 2012 *New J. Phys.* **14** 075015
- [42] Dutt A, Minkov M, Lin Q, Yuan L, Miller D A B and Fan S 2018 *ACS Photon.* **6** 162–9
- [43] Wang Y D and Clerk A A 2012 *Phys. Rev. Lett.* **108** 153603
- [44] Tian L 2012 *Phys. Rev. Lett.* **108** 153604
- [45] Di Stefano P, Paladino E, D’arrigo A and Falcì G 2015 *Phys. Rev. B* **91** 224506
- [46] Bienert M and Barberis-Blostein P 2015 *Phys. Rev. A* **91** 023818
- [47] Liu Y C, Xiao Y F, Luan X and Wong C W 2013 *Phys. Rev. Lett.* **110** 153606
- [48] Shore B W 2017 *Adv. Opt. Photon.* **9** 563–719
- [49] Vitanov N V, Rangelov A A, Shore B W and Bergmann K 2017 *Rev. Mod. Phys.* **89** 015006
- [50] Bergmann K et al 2019 *J. Phys. B: At. Mol. Opt. Phys.* **52** 202001
- [51] Wang D Y, Bai C H, Liu S, Zhang S and Wang H F 2018 *Phys. Rev. A* **98** 023816