

Dakota State University  
**Beadle Scholar**

---

Faculty Research & Publications

College of Business and Information Systems

---

10-2012

## Does Culture Influence Learning Styles of Business Students? A Comparative Study of Two Cultures

Bijayananda Naik  
*University of South Dakota*

Deb Tech  
*Dakota State University*

Nashwa El-Bendary  
*Arab Academy of Science, Technology, and Maritime Transport, Giza, Egypt*

Follow this and additional works at: <https://scholar.dsu.edu/bispapers>

---

### Recommended Citation

Naik, Bijayananda; Tech, Deb; and El-Bendary, Nashwa, "Does Culture Influence Learning Styles of Business Students? A Comparative Study of Two Cultures" (2012). *Faculty Research & Publications*. 254.  
<https://scholar.dsu.edu/bispapers/254>

This Article is brought to you for free and open access by the College of Business and Information Systems at Beadle Scholar. It has been accepted for inclusion in Faculty Research & Publications by an authorized administrator of Beadle Scholar. For more information, please contact [repository@dsu.edu](mailto:repository@dsu.edu).

# **Does Culture Influence Learning Styles of Business Students?**

## **A Comparative Study of Two Cultures**

Bijayananda Naik  
University of South Dakota, Vermillion, SD, 57069, USA,  
E-mail: [Bijay.Naik@usd.edu](mailto:Bijay.Naik@usd.edu)

Deb Tech  
Dakota State University, Madison, SD, USA,  
E-mail: [deb.tech@dsu.edu](mailto:deb.tech@dsu.edu)

Nashwa El-Bendary  
Arab Academy of Science, Technology, and Maritime Transport, Giza, Egypt, P.O. Box 12311  
E-mail: [nashwa\\_m@aast.edu](mailto:nashwa_m@aast.edu)

Suggested Topic: Teaching/Pedagogy/Administrative Issues

# ***DOES CULTURE INFLUENCE LEARNING STYLES OF BUSINESS STUDENTS? A COMPARATIVE STUDY OF TWO CULTURES***

*Bijayananda Naik  
Deb Tech  
Nashwa El-Bendary*

## **ABSTRACT**

This paper presents the usage of the *Index of Learning Styles* (ILS) instrument based on the Felder-Silverman Learning Style Model to investigate the influence of culture on learning style distribution of business students. Western culture was represented by the United States and was compared with middle-eastern culture represented by Egypt. Results of this study show that majority of business students have a balanced learning style in each of the four learning style dimensions of the Felder-Silverman model both in the U. S. and in Egypt. Difference in learning style distribution of business students between the U. S. and Egypt was statistically significant only for the sensing-intuitive and visual-verbal dimensions of the Felder-Silverman model. The difference was not statistically significant for the active-reflective and the sequential-global dimensions.

## **INTRODUCTION**

Research in the field of educational psychology indicates that individual learning style affects educational achievements of a student in addition to factors such as intellectual ability and aptitudes (Loo, 2002a). Different researchers have defined learning style in slightly different ways. According to Loo (2002a), “learning style refers to the consistent way in which a learner responds to or interacts with stimuli in the learning context.” Felder (1996) claims that students have different learning styles which he defines as “characteristic strengths and preferences in the ways they take in and process information.” Campbell (1991) cites Gregorc (1979) who defines learning style as “the distinctive behaviors which serve as indicators of how a person learns from and adapts to his environment.”

A number of articles have reported studies related to distribution of learning styles of students in accounting and business education. Loo (2002a) discusses the results of studies by Kolb (1984), Baldwin and Reckers (1984), Baker *et al.* (1986), Brown and Burke (1987), Reading-Brown and Hayden (1989), and Holley and Jenkins (1993). These results indicate varying proportion of students falling under different learning styles. Loo (2002b) performs a meta-analytic examination of eight studies involving business majors and concludes that Kolb’s (1984) learning styles are not equally distributed. A study of the learning styles of business students by Biberman and Buchanan (1982) indicated that predominant learning styles were different for different business disciplines. Loo (2002a) studied the difference in learning style distribution between hard and soft business majors and between male and female business students. He found an equal distribution of learning styles for the soft majors but not for the hard majors. He did not find any significant difference in distribution with respect to gender. However, a study

by Keri (2002) of college students found that predominant learning styles of male and female students were different. A study of business majors by Wynd and Bozman (1996) indicated that the learning styles of students with higher GPA differed from those of students with lower GPA. The implication of differing learning styles is that different students may prefer and use different learning methods that match their learning styles.

Just as students may prefer learning methods that match their learning styles, teachers seem to prefer teaching styles that match their own learning styles. This possibility implies that teachers tend to teach the way they themselves learn the material (Campbell, 1991). If predominant learning styles of students in a class differ markedly from the learning style of the teacher, a serious mismatch may occur between the teaching method used by the teacher and the preferred learning methods of the majority of the students. Charkins *et al.* (1985) suggest that the greater the mismatch between teaching style and learning style, the lower is the achievement of students in a course. Felder (1993) argues that if the teaching style in a course matches learning styles of students, it helps them to retain information longer, to apply material learned more effectively, and to foster a positive post-course attitude. Teachers who are aware of the distribution of the learning styles of their students can orient their primary teaching methods to the students with the modal learning styles (Bell, 1998) and diversify their teaching methods to meet the needs of other students.

Although knowledge about the distribution of learning styles of students may help teachers fine-tune their teaching methods, sufficient information about the learning styles of business students seems to be lacking. Perceiving a need for such information, Naik (2009) studied the learning styles of undergraduate business students at the Beacom School of Business, University of South Dakota using the *Index of Learning Styles* (ILS) instrument (Felder, 1996) based on the Felder-Silverman Learning Style Model (Felder and Silverman, 1988). The results showed that majority of the business students who took part in the study preferred sensing, visual, active, and sequential learning styles. An examination of the gender difference in learning styles indicated that gender difference was statistically significant only in the visual-verbal dimension.

Published research investigating the learning styles of students from different countries and cultures seems to be scanty. Ingham, Meza, and Price (1998) compared the learning style and creative talents of Mexican and American undergraduate engineering students. Joy and Kolb (2009) examined the influence of a number of different factors on learning styles of respondents from seven different countries. They concluded that culture has significant impact on learning styles of students surveyed by them. Recently, Naik, Tech, and Franco (2010) compared the learning styles of business students in Dominican Republic with the learning styles of business students in the U. S. They found statistically significant difference in the learning styles of these two groups of students along two of the four dimensions of the Felder-Silverman learning style model. Other prior studies have mostly focused on international students studying in foreign universities (Baron and Arcodia, 2002). Very few published research seem to be available reporting the learning styles of homogeneous groups of students studying in universities in their home countries. Naik, Tech, and El-Bendary (2011) published learning style distributions of mostly a homogeneous group of Egyptian students enrolled in an Egyptian university. Results of the continuation of this stream of research are presented here.

This paper presents the preliminary results of a study conducted to examine whether there is any difference in the learning style distributions of two homogeneous groups of business students from two different countries with significant cultural differences. The two countries with significant difference in culture studied in this research are the U. S. and Egypt. The conclusions of this paper make a valuable contribution to the limited published literature examining whether culture has any influence on learning style distribution of business students. A brief description of the model used for determining the learning styles of business students is described next followed by the methodology used in this research. The results of data analysis are then presented and discussed. Finally, a conclusion section completes the paper.

## **FELDER-SILVERMAN LEARNING STYLE MODEL**

A number of learning style models has been devised by researchers to identify individual learning styles of people. Felder (1996) briefly describes the essential elements of four of these learning style models, viz., the Myers-Briggs Type Indicator, Kolb's Learning Style Model, Herrmann Brain Dominance Instrument, and Felder-Silverman Learning Style Model. Felder and Silverman (1988) synthesized the results of a number of studies to develop their model which they claim to be particularly relevant to science education. Felder-Silverman Learning Style Model classifies students into five dichotomous categories: sensing learners or intuitive learners, visual learners or verbal learners, inductive learners or deductive learners, active learners or reflective learners, sequential learners or global learners.

Felder (1996) with Barbara Solomon has developed an *Index of Learning Styles* (ILS) instrument that classifies students on four of the five dimensions of Felder-Silverman Model (it excludes the inductive-deductive dimension). The ILS can be administered either by a printed copy of the survey questionnaire or on-line on the Web (Felder and Solomon, 1998). The characteristics of the four dimensions of the ILS are briefly explained next.

Sensing learners prefer learning facts and solving problems by well-established methods. They dislike complexities and surprises such as being tested on material not explicitly covered in the class. They understand material better with real-world examples and applications. They also like brain storming with group-mates. Intuitive learners, on the other hand, are comfortable with abstract ideas, mathematical formulations, and innovative methods of problem solving. They dislike memorization and routine calculations. In the extreme cases, sensing learners may rely too much on memorization without understanding, and intuitive learners may not pay attention to details and be careless in calculations.

Visual learners like pictures, diagrams, flow charts, photographs, videos, and demonstrations. They like color-coding, highlighting, and drawing boxes, circles, and lines to show connections. Verbal learners, on the other hand, are comfortable with written or spoken explanations and like to outline material in their own words. They like to discuss material in groups, and explaining and listening to each other.

Active learners prefer hands-on activities, group discussions and group problem-solving. They dislike simply sitting in the class and taking notes. Reflective learners tend to think about a concept or problem quietly first. They prefer to study and solve problems alone, take notes and

summarize material. In the extreme cases, active learners can jump into activities prematurely without thinking while reflective learners may never get anything done.

Sequential learners first understand the connection between parts in sequential steps to understand the whole. On the other hand, global learners gain an overall understanding first by absorbing material at random and then see the significance of the parts to the whole. Sequential learners dislike teachers who jump around topics and skip steps. They learn new topics better when related to that already learned. Global learners can solve complex problems faster but may not be able to explain how they did it. In the extreme cases, sequential learners may know a lot about specific aspects of a topic but have difficulty in relating them to different aspects or different topics. Extreme cases of global learners may not have any clue of what is going on until the light bulb of the big picture turns on.

Although the dimensions of the Felder-Silverman model used in the ILS have been presented as dichotomous categories, Felder (1993) emphasizes that these dimensions should be treated as continua and not as either/or categories. He argues that a student's preference could be represented on a scale of weak, moderate or strong in one side of a dimension. He also points out that learning style preferences for a particular student may vary with subject and learning environment, and can change over time. The objective of this research is to investigate whether the differences in the learning environment in different countries lead to significant differences in learning styles of business students. A brief description of the methodology used in this research is presented in the following section.

## **RESEARCH METHODOLOGY**

For this research, a sample of 297 undergraduate business students of the Beacom School of Business, The University of South Dakota, Vermillion, South Dakota previously reported by Naik (2009) was used. In addition, a sample of 80 business students of Arab Academy of Science, Technology, and Maritime Transport, Giza, Egypt previously reported by Naik, Tech, and El-Bendary (2011) was used. The *Index of Learning Style* (ILS) instrument (Felder and Soloman, 1998) based on Felder-Silverman Learning Style Model was selected for surveying the students since it was previously used by Naik (2009).

The ILS was administered to the students in the form of a printed questionnaire. The ILS has 44 questions and takes about 10 minutes to complete. The responses to the learning style questions were then entered on-line using the Web for each respondent. The responses for a particular student were processed on-line and the result of the analysis was displayed as a report for each respondent. Thus 297 printed reports corresponding to 297 students from the U. S. and 80 printed reports corresponding to 80 students from Egypt formed the basis of the data analysis and results presented next.

## **DATA ANALYSIS AND RESULTS**

The analysis report for a student obtained from on-line processing of survey responses consists of scores on a scale of 1 to 11 (odd numbers only) for one of the dichotomy of each of the four ILS dimensions. A score of 1 to 3 in either dichotomy of a dimension indicates a learning style

preference that is fairly balanced in that dimension. A score of 5 to 7 indicates a moderate preference in the associated dichotomy of the concerned dimension. A score of 9 to 11 indicates a strong preference. Thus, there are five possible categories in each of the four dimensions to which a student can belong. For example, in the visual-verbal dimension, these five categories are strong visual, moderate visual, balanced visual-verbal, moderate verbal, and strong verbal. As an example, assume that the analysis report for a hypothetical student contains the following scores: 3 reflective, 5 sensing, 7 visual and 9 global. Thus, the hypothetical student belongs to the following categories: balanced active-reflective category in the active-reflective dimension, moderate sensing category in the sensing-intuitive dimension, moderate visual category in the visual-verbal dimension, and strong global category in the sequential-global dimension.

The analysis reports for the 297 students from the U.S. and 80 students from Egypt were analyzed. The percentages of students belonging to each of the five categories in each of the four dimensions for each country were calculated. Table 1 shows the percentages of students belonging to the five categories of sensing-intuitive dimension for each country. The corresponding results for the visual-verbal, active-reflective, and sequential-global dimensions are shown in Tables 2, 3, and 4 respectively.

Table 1  
Row Percentages for the Sensing-Intuitive Dimension

	Strong Sensing	Moderate Sensing	Balanced SEN-INT	Moderate Intuitive	Strong Intuitive
U.S.	19.19	41.08	32.66	5.72	1.35
Egypt	10.00	23.75	52.50	11.25	2.50

Table 2  
Row Percentages for the Visual-Verbal Dimension

	Strong Visual	Moderate Visual	Balanced VIS-VRB	Moderate Verbal	Strong Verbal
U.S.	30.98	29.63	34.01	5.05	0.34
Egypt	13.75	30.00	46.25	7.50	2.50

Table 3  
Row Percentages for the Active-Reflective Dimension

	Strong Active	Moderate Active	Balanced ACT-REF	Moderate Reflective	Strong Reflective
U.S.	4.71	20.54	63.30	9.76	1.68
Egypt	2.50	20.00	66.25	10.00	1.25

Table 4  
Row Percentages for the Sequential-Global Dimension

	Strong Sequential	Moderate Sequential	Balanced SEQ-GLB	Moderate Global	Strong Global
U.S.	5.39	30.30	54.55	8.75	1.01
Egypt	2.50	18.75	67.50	10.00	1.25

The results presented in Tables 1 through 4 are also presented as bar charts in Figures 1 through 4 to allow visual comprehension of the differences in the distribution of learning styles of business students between the U. S. and Egypt. Figure 1 shows significant country related difference in learning style distribution along the sensing-intuitive dimension. Country related difference seems to be the least along the Active-Reflective dimension as shown in Figure 3. Some country related differences are noticeable in the other two dimensions as shown in Figures 2 and 4.

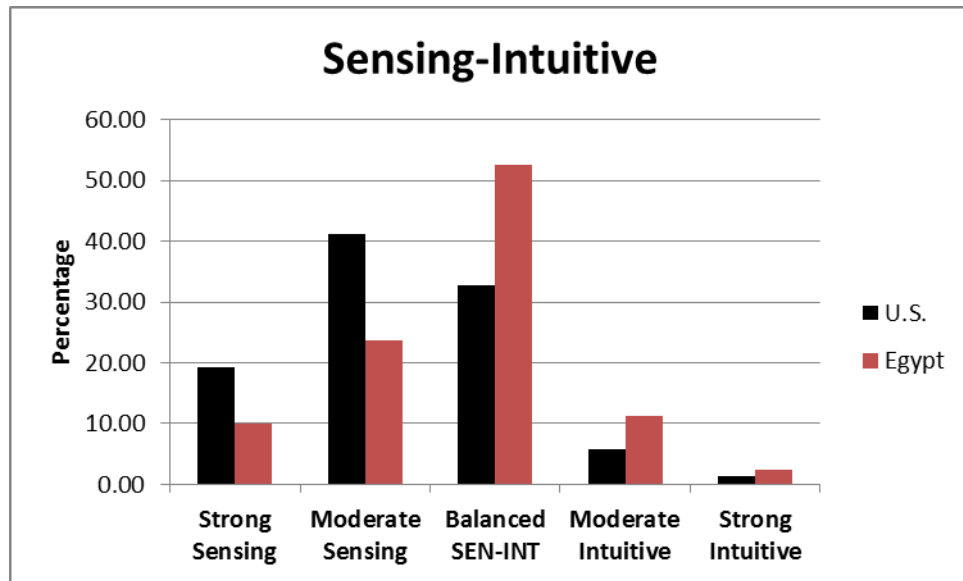


Figure 1: Comparison along Sensing-Intuitive Dimension

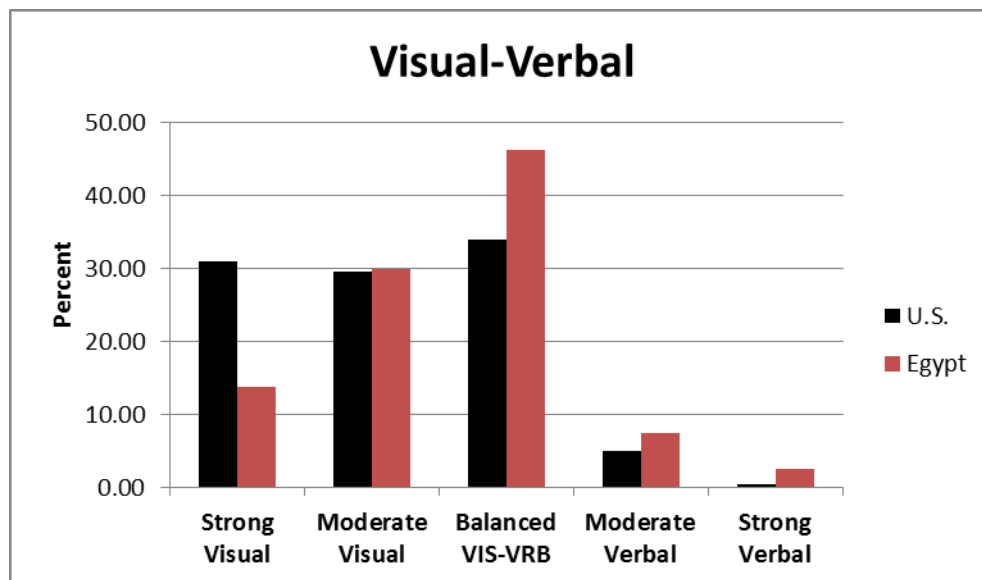


Figure 2: Comparison along Visual-Verbal Dimension



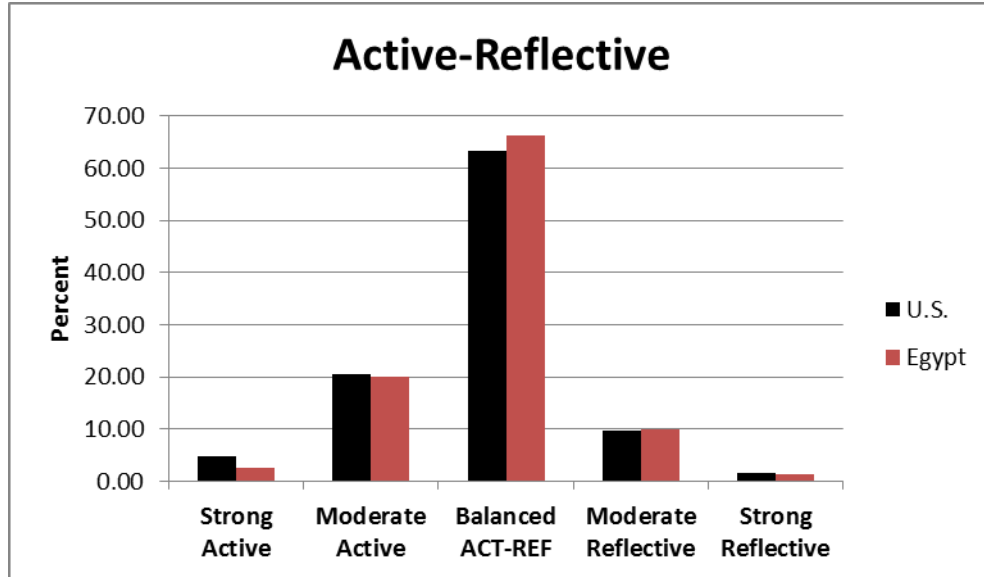


Figure 3: Comparison along Active-Reflective Dimension

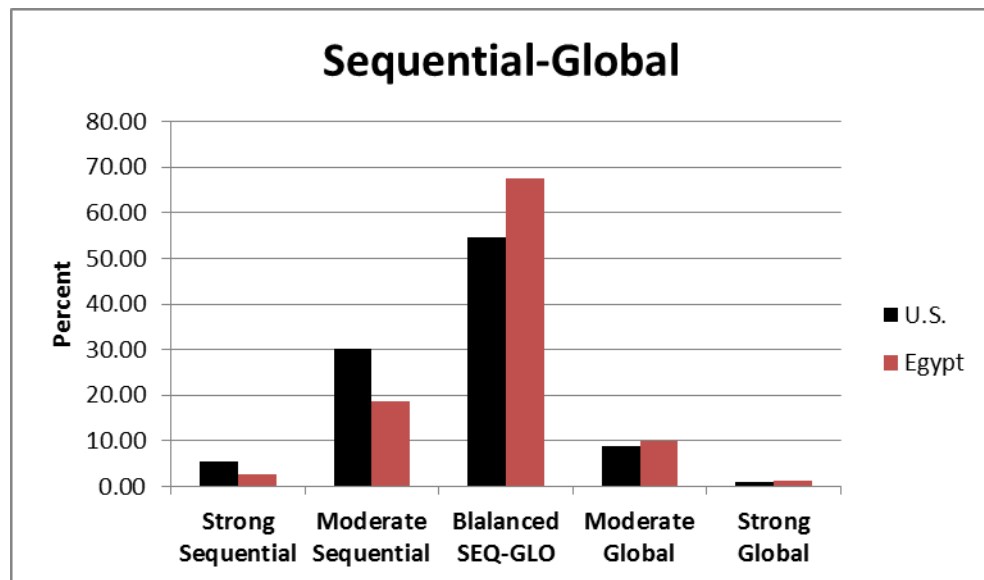


Figure 4: Comparison along Sequential-Global Dimension

Although the bar charts show some country related differences in the learning style distributions, it is not clear whether these differences are statistically significant. A chi-square test of independence was performed for each of the four learning style dimensions to see if country played a role in determining learning style preferences. The null and alternative hypotheses are stated as follows:

H<sub>0</sub>: The learning style preferences are independent of country

H<sub>a</sub>: The learning style preferences are not independent of country

With five categories of preferences in each learning style variable and two categories in the country variable, the degree of freedom is 4. Assuming a significance level 0.05, the critical value of the chi-square test statistic to reject the null hypothesis is 9.48773 (taken from the chi-square table). The chi-square test statistic values and p-values calculated for the four learning style dimensions are shown in Table 5.

Table 5  
Chi-Square Test Statistic Values and p-values

Dimension	Chi-Square Test Statistic	p-Value
Sensing - Intuitive	18.19365	0.00113
Visual - Verbal	13.81448	0.00791
Active - Reflective	0.90055	0.92448
Sequential - Global	6.10930	0.19113

It can be seen from Table 5 that the null hypothesis is rejected for the sensing-intuitive and the visual-verbal dimensions of the learning style distribution since the corresponding values of the chi-square statistics are greater than the critical value. Since the null hypothesis is rejected, the alternative hypothesis is accepted for these two dimensions. That means the difference in country and therefore culture seems to have some influence on the learning style distribution of business students along these two dimensions.

The null hypothesis is not rejected for the active-reflective and the sequential-global dimensions since the chi-square statistics are less than the critical value. Thus, difference in country and therefore culture does not seem to influence learning style distributions along these two dimensions. The statistical inference drawn here should be considered with caution in generalizing the findings of this study and the need for further research should be recognized.

## DISCUSSION

Since the data analysis suggests statistically significant differences in learning style distributions between the U.S. and Egypt along the sensing-intuitive and visual-verbal dimensions, it is worthwhile to examine figures 1 and 2 to understand the nature of the differences. Figure 1 shows relatively greater proportion of strongly and moderately sensing students in the U.S. Figure 2 shows greater proportion of strongly visual students in Egypt. It is beyond the scope of this research to investigate the cultural factors that may be contributing to the observed differences in learning styles between the U.S. and Egypt. The preliminary research presented here simply suggests that statistically significant differences may be observed in the learning styles of business students between two countries with significant cultural difference. Further empirical research needs to be carried out with more data from different countries to obtain better insight into this issue. The findings of such research can benefit faculty in the U.S. higher education in meeting the needs of international students. It will also help visiting faculty from U.S. teaching in other countries.

## CONCLUSIONS AND FUTURE WORKS

Prior research indicates that individual learning styles of students significantly influence the effectiveness of classroom teaching. Mismatch between the teaching style of the instructor and the learning styles of the majority of students can lead to poor performance in and negative attitude toward a course. Knowledge of the distribution of the learning styles of students in the class can help the instructor customize his or her teaching methods to match the modal learning styles of the students in the class. If significant differences in learning styles of international students studying in the U.S. are observed, instructors in the U.S. can benefit from an understanding of the nature of these differences and can meet the needs of the international students better.

In this research the authors used the *Index of Learning Styles* (ILS) instrument to survey 297 business students in the U.S. and 80 business students in Egypt. The analysis of the data shows that statistically significant differences in the learning style distributions of students of the two countries exist along two of the four dimensions of the Felder-Silverman Learning Style Model. However, investigation of the reasons why such differences should exist is beyond the scope of this research and can be carried out in future.

Although this study makes an important contribution to the literature, further research is essential to assess the extent of cultural influence on the distribution of learning styles of business students. Since the sample size from Egypt used in this preliminary research is relatively small, it is suggested that this research be repeated with more data from Egypt. In addition, it is recommended that this research be conducted with data from other countries to examine whether culture influences learning styles of business students.

## REFERENCES

- Baker, R. E., Simon, J. R., and Bazeli, F. P. (1986). An assessment of the Learning Style Preferences of Accounting Majors. *Issues in Accounting Education*, Spring, pp. 1-12.
- Baldwin, B. A., and Reckers, P. M. J. (1984). Exploring the Role of Learning Styles Research in Accounting Education Policy. *Journal of Accounting Education*, Vol. 2, pp. 63-76.
- Baron, P., and Arcodia, C. (2002). Linking Learning Style Preferences and Ethnicity: International Students Studying Hospitality and Tourism Management in Australia. *Journal of Hospitality, Leisure, Sport & Tourism Education*, 1: 1-13.
- Bell, J. A. (1998). Problems in Statistics: Learning Style, Age, and Part-Time Students. *Education*, Vol. 118, No. 4, pp. 526-528.
- Biberman, G. A., and Buchanan, J. (1982). Learning Style and Study Skills Differences across Business and Other Academic Majors. *Journal of Education for Business*, pp. 303-307.

- Brown, H. D., and Burke, R. C. (1987). Accounting Education: A Learning Style Study of Professional-Technical and Future Adaptation Issues. *Journal of Accounting Education*, Vol. 5, pp. 187-206.
- Campbell, B. J. (1991). Planning For a Student Learning Style. *Journal of Education for Business*, Vol. 66, Issue 6.
- Charkins, R. J., O'Toole, D. M., and Wetzel, J. N. (1985). Linking Teacher and Student Learning Styles with Student Achievement and Attitudes. *Journal of Economic Education*, Spring, pp. 111-120.
- Felder, R. M. (1993). Reaching the Second Tier: Learning and Teaching Styles in College Science Education. *Journal of College Science Teaching*, Vol. 23, No. 5, pp. 286-290.
- Felder, R. M. (1996). Matters of Style. *ASEE Prism*, Vol. 6, No. 4, pp. 18-23.
- Felder, R. M., and Silverman, L. K. (1988). Learning Styles and Teaching Styles in Engineering Education. *Engineering Education*, Vol. 78, No. 7, pp. 674-681.
- Felder, R. M., and Soloman, B. A. (1998). *Index of Learning Styles*. Online version of the questionnaire available at North Carolina State University: <http://www2.ncsu.edu/unity/lockers/users/f/felder/public/ILSdir/ilsweb.html>.
- Gregorc, A. J. (1979). Learning/teaching Styles: Potent Forces Behind Them. *Educational Leadership*, Vol. 36 (January), pp. 234-236.
- Holley, J. H., and Jenkins, E. K. (1993). The Relationship Between Student Learning Style and Performance on Various Test Question Formats. *Journal of Education for Business*, Vol. 68, pp. 301-308.
- Ingham, J., Meza, R. M. P., and Price, G. (1998). A Comparison of the Learning Style and Creative Talents of Mexican and American Undergraduate Students. *28th Annual Frontiers in Education Conference, FIE'98*, November 4-7, 2: 605-610.
- Joy, S., and Kolb, D. A. (2009). Are There Cultural Differences in Learning Style? *International Journal of Intercultural Relations*, 33: 69-85.
- Keri, G. (2002). Male and Female College Students' Learning Styles Differ: An Opportunity for Instructional Diversification. *College Student Journal*, Vol. 36, No. 3, pp. 433-441.
- Kolb, D. A. (1984). *Experience as the Source of Learning and Development*. Englewood Cliffs, NJ: Prentice-Hall.
- Loo, R. (2002a). The Distribution of Learning Styles and Types for Hard and soft Business Majors. *Educational Psychology*, Vol. 22, No. 3, pp. 349-360.

- Loo, R. (2002b). A Meta-Analytic Examination of Kolb's Learning Style Preferences Among Business Majors. *Journal of Education for Business*, May/June, pp. 252-256.
- Naik, B. (2009). An Investigation of Learning Styles of Business Students. *Proceedings of the 16<sup>th</sup> Annual South Dakota International Business Conference*, Rapid City, South Dakota, October 1-3.
- Naik, B., Tech, D., and El-Bendary, N. (2011). Learning Styles of Egyptian Business Students. *Proceedings of the 18<sup>th</sup> Annual South Dakota International Business Conference*, Rapid City, South Dakota, September 29 - October 1.
- Naik, B., Tech, D., and Franco, M. (2010). A Comparative Study of Learning Styles of Business Students in United States and the Dominican Republic. *Proceedings of the 17<sup>th</sup> Annual South Dakota International Business Conference*, Rapid City, South Dakota, September 30 - October 2.
- Reading-Brown, M. S., and Hayden, R. R. (1989). Learning Styles-Liberal Arts and Technical Training: What's the Difference? *Psychological Reports*, Vol. 64, pp. 507-518.
- Wynd, W. R., and Bozman, C. S. (1996). Student Learning Style: A Segmentation Strategy for Higher Education. *Journal of Education for Business*, Vol. 71, Issue 4.